

US00D821115S

(12) **United States Design Patent**
Chen et al.

(10) **Patent No.:** **US D821,115 S**
(45) **Date of Patent:** **** Jun. 26, 2018**

(54) **PILLOW**
(71) Applicant: **SHENZHEN LIAN DA TECHNOLOGY INDUSTRIAL CO., LTD.**, Shenzhen (CN)
(72) Inventors: **Congyu Chen**, Shenzhen (CN); **Congchao Chen**, Shenzhen (CN)
(73) Assignee: **SHENZHEN LIAN DA TECHNOLOGY INDUSTRIAL CO., LTD.** (CN)
(**) Term: **15 Years**

6,038,720 A * 3/2000 Matthews A47C 7/383
5/636
6,230,349 B1 * 5/2001 Silver A47C 7/383
297/393
6,233,767 B1 * 5/2001 Horowitz A47D 13/08
5/490
D443,461 S * 6/2001 Hall D6/333
D444,981 S * 7/2001 Hall D6/333
D445,624 S * 7/2001 Futagami 5/644
6,499,165 B1 * 12/2002 Morgillo A47D 13/08
5/490
D522,300 S * 6/2006 Roberts A47C 7/383
D6/601
D664,799 S * 8/2012 Schwingendorf D6/601
D676,139 S * 2/2013 Golzari D24/200
D699,982 S * 2/2014 Fair A47D 13/083
D6/601

(21) Appl. No.: **29/602,498**

(Continued)

(22) Filed: **May 1, 2017**

(51) **LOC (11) Cl.** **06-09**

(52) **U.S. Cl.**
USPC **D6/601**

(58) **Field of Classification Search**
USPC D6/333, 349, 355, 375, 388, 512, 563, D6/564, 595, 596, 601, 604, 611, 707, D6/715, 716, 716.1; D24/183-185, 234; D21/803, 804, 805, 809; 5/401, 420, 5/600, 630, 631, 632, 633, 635, 636, 638, 5/639, 646, 652, 652.1, 655, 703, 730; 297/1, 2, 4, 93, 180.11, 195.1, 195.11, 297/195.13, 393, 397, 452.12, 452.14, 297/452.15, 452.21, 452.24, 452.26, 297/452.48, 452.62, 482
CPC A47G 9/10; A47G 9/1009; A47G 9/1027; A47G 9/1045; A47G 9/1063; A47G 9/1072; A47G 9/1081
See application file for complete search history.

(56) **References Cited**

U.S. PATENT DOCUMENTS

2,336,707 A * 12/1943 Thompson A47C 7/383
5/636
D413,751 S * 9/1999 Alyea 5/655

OTHER PUBLICATIONS

YouTube Video: FAQ—How to wear—360 degree Evolution Cool®, announced Dec. 2017, [online], [site visited Mar. 31, 2018]. Available from Internet, <URL: <https://www.youtube.com/watch?v=oP43vmXwz8s>>.*

Primary Examiner — Michelle E Wilson
Assistant Examiner — Sanjeev Paul

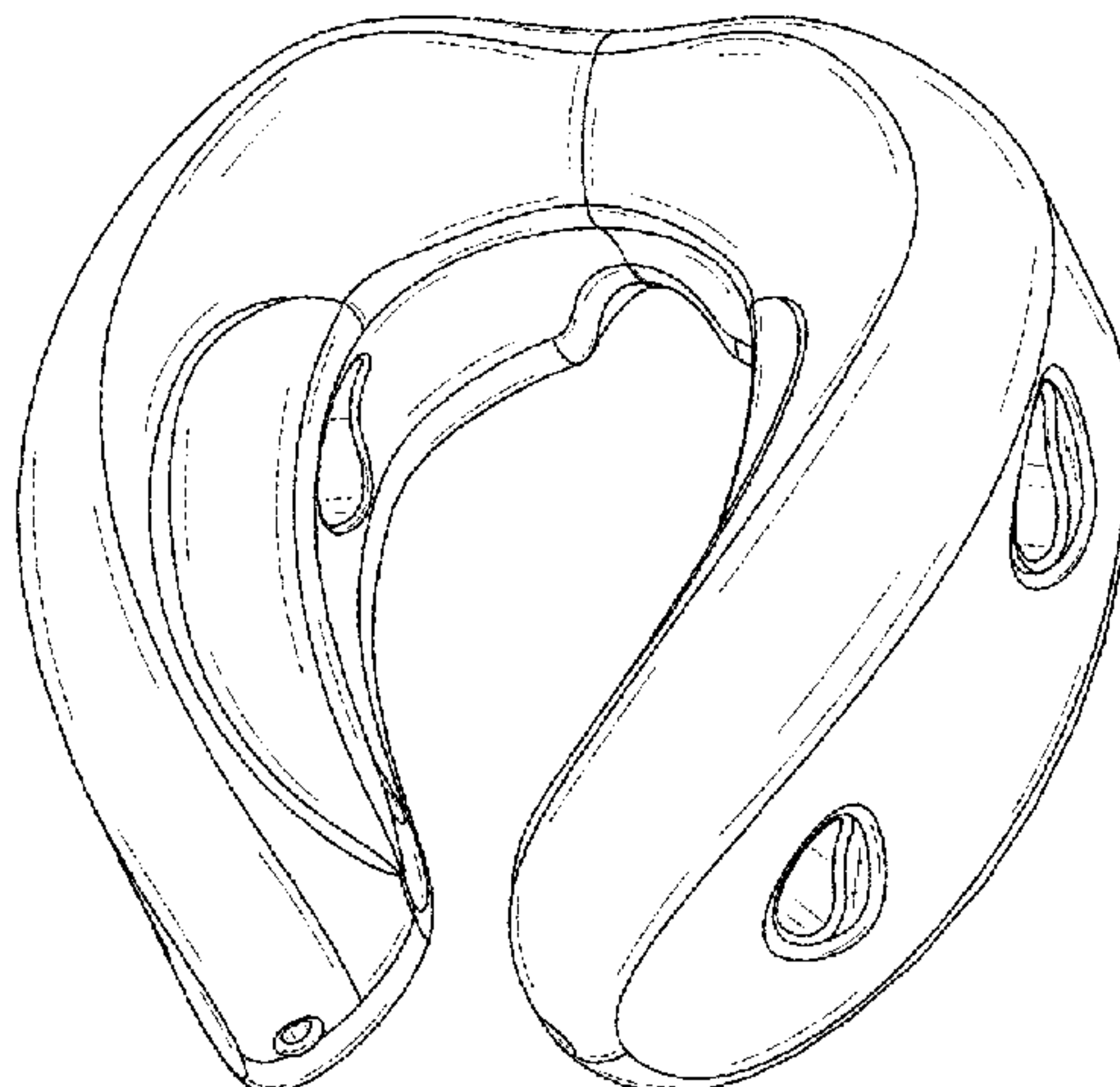
(57) **CLAIM**

The ornamental design for a pillow, as shown and described.

DESCRIPTION

FIG. 1. Is a front view of the pillow showing my new design.
FIG. 2 is a back view thereof;
FIG. 3 is a left side view thereof;
FIG. 4 is a right side view thereof;
FIG. 5 is a top view thereof;
FIG. 6 is a bottom view thereof;
FIG. 7 is a bottom perspective view thereof; and,
FIG. 8 is a top perspective view thereof.

1 Claim, 4 Drawing Sheets



(56)

References Cited

U.S. PATENT DOCUMENTS

D746,080 S *	12/2015	Mittelstadt	D6/601	2011/0119833 A1*	5/2011	Clark	A47D 13/083
D754,454 S *	4/2016	Schwingendorf	D6/601				5/655
D761,595 S *	7/2016	Pulver	D6/601	2012/0131747 A1*	5/2012	Sclare	A47D 13/083
D762,400 S *	8/2016	Wong	A47C 7/383				5/421
			D6/601	2012/0144590 A1*	6/2012	Sharp	A47C 7/383
D769,648 S *	10/2016	Atkinson	D6/601				5/639
D778,086 S *	2/2017	O'Meara	D6/601	2013/0125312 A1*	5/2013	Harooni	A47C 7/383
9,615,682 B1 *	4/2017	Maddocks	B60N 2/80				5/639
D787,232 S *	5/2017	Kassab Arabo	D6/601	2013/0254998 A1*	10/2013	Walker	A47G 9/1081
D787,233 S *	5/2017	Wang	D6/601				5/637
D790,880 S *	7/2017	Wong	D6/601	2014/0310877 A1*	10/2014	Sternlight	A47G 9/10
D790,881 S *	7/2017	Wong	D6/601				5/639
D791,508 S *	7/2017	Chen	D6/601	2015/0257554 A1*	9/2015	Ross	A47C 27/086
D796,231 S *	9/2017	Levin	D6/601				5/639
D796,869 S *	9/2017	Higashi	D6/601	2015/0257555 A1*	9/2015	Wong	A47C 7/383
D811,775 S *	3/2018	Yaish	D6/601				5/636
2007/0226910 A1*	10/2007	Tidwell	A47D 13/08	2015/0314715 A1*	11/2015	Kilgore	A47C 7/383
			5/655				5/636
2010/0175194 A1*	7/2010	Mastrosimone-		2016/0029821 A1*	2/2016	Atkinson	A47C 7/383
		Gese	A47D 13/083				5/636
			5/639	2017/0086607 A1*	3/2017	Wong	A47G 9/1072

* cited by examiner

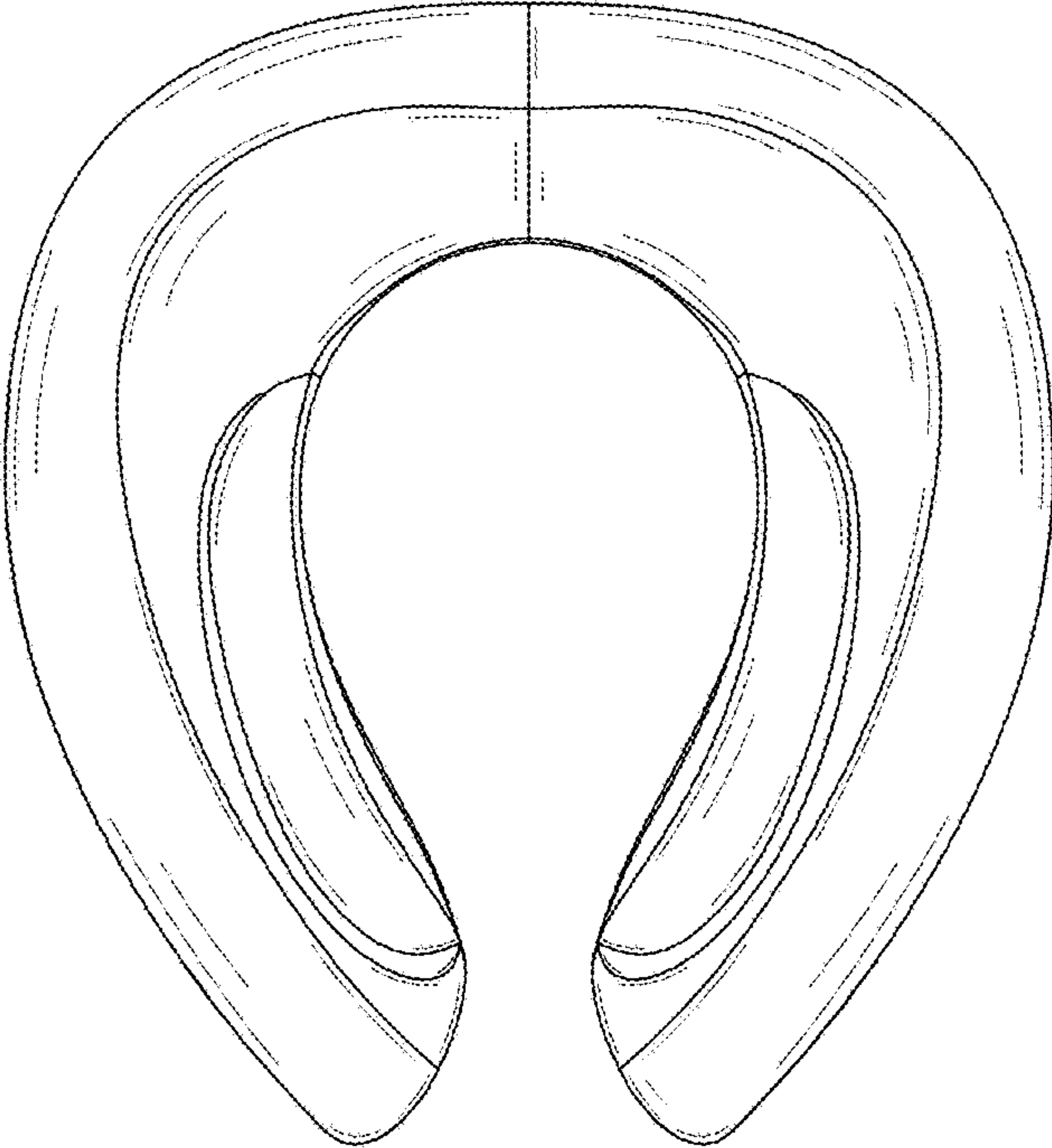


FIG.1

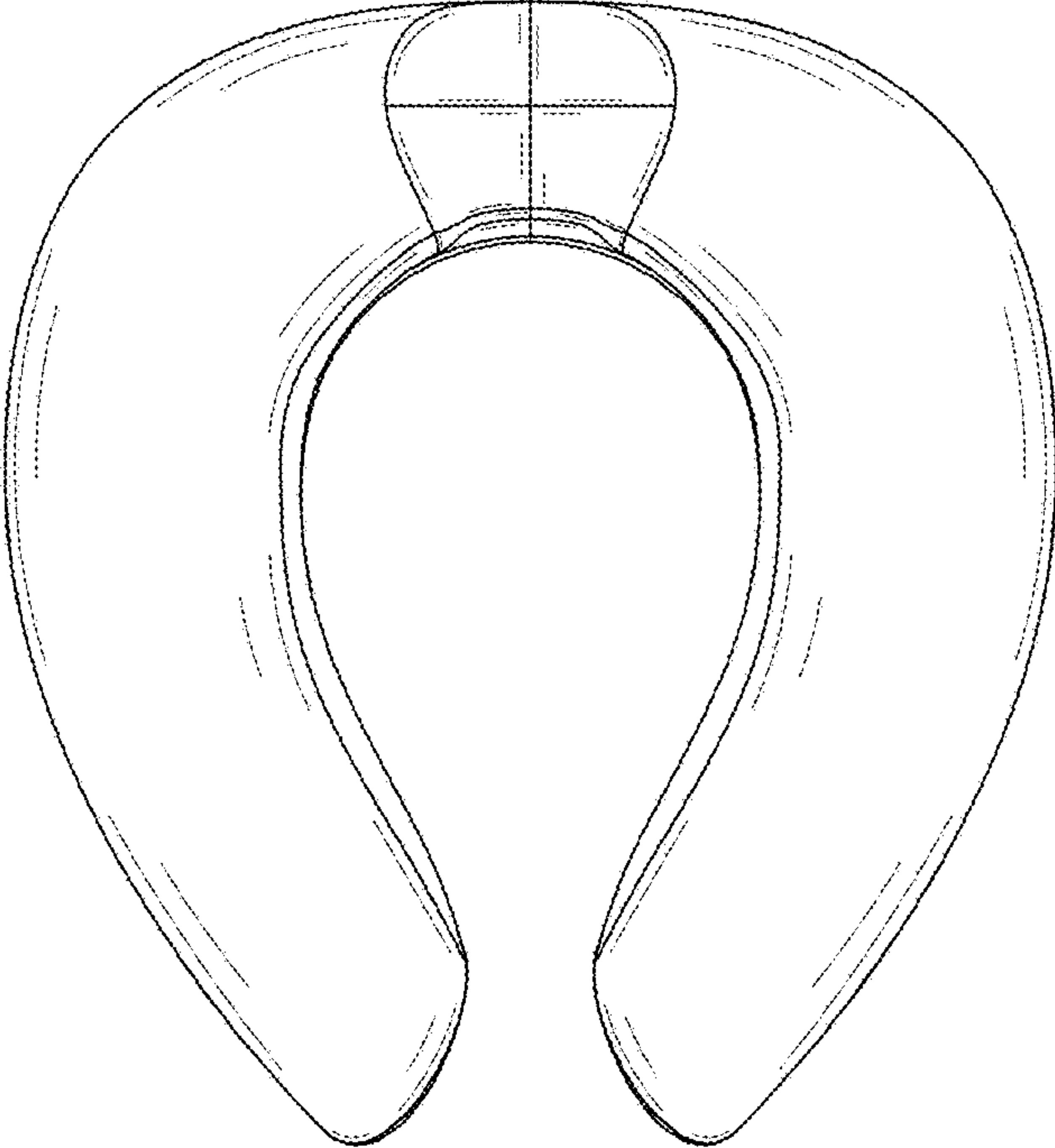


FIG.2

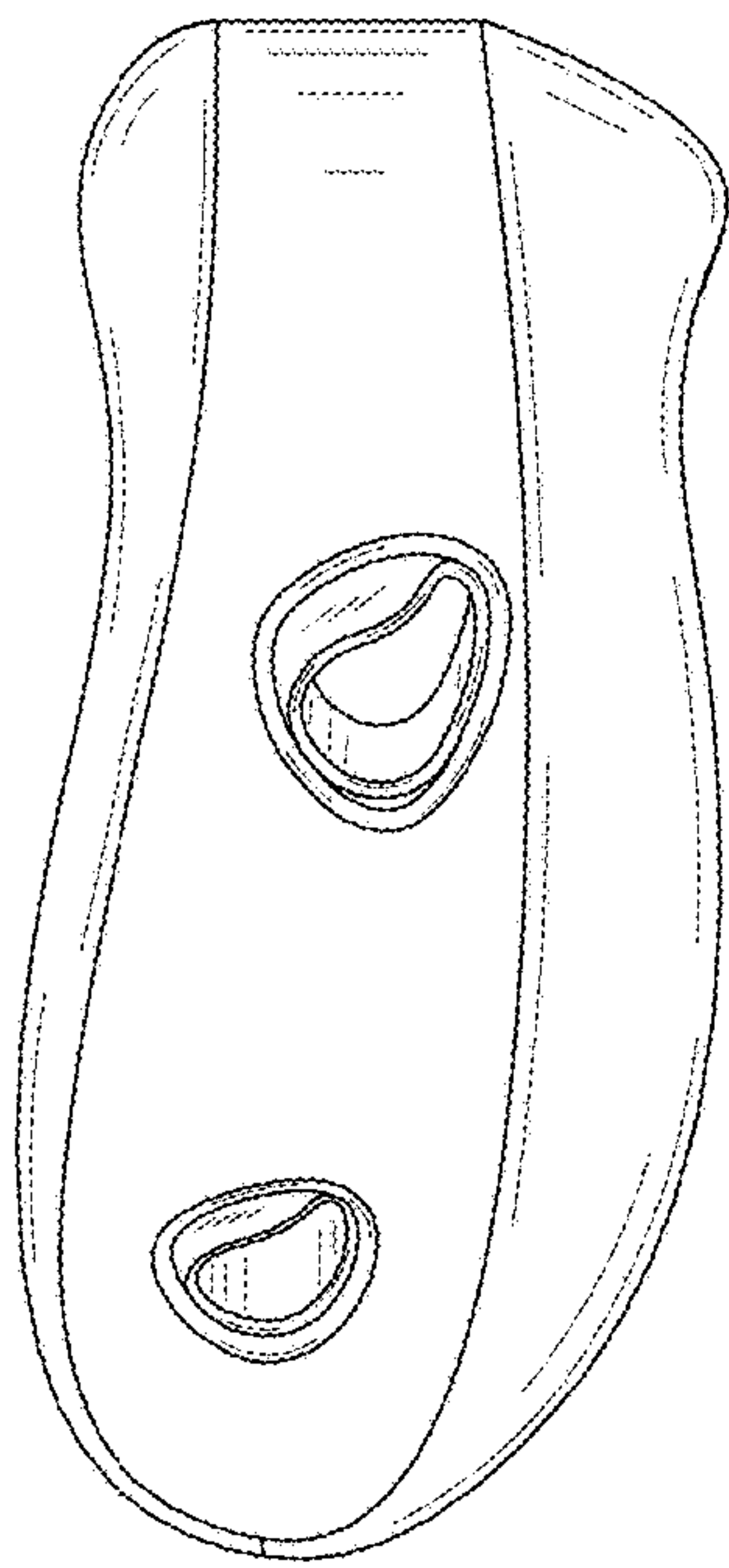


FIG.3

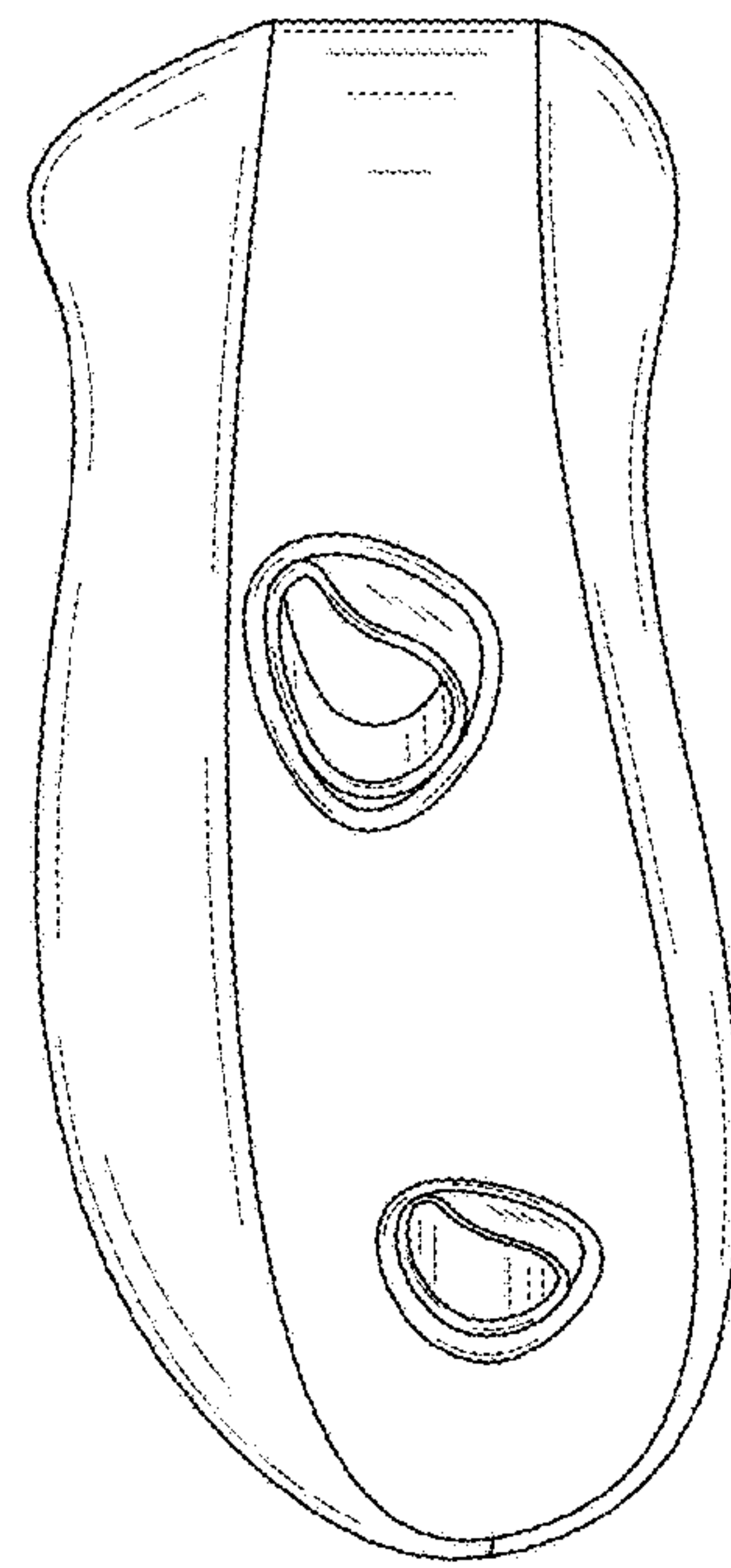


FIG.4

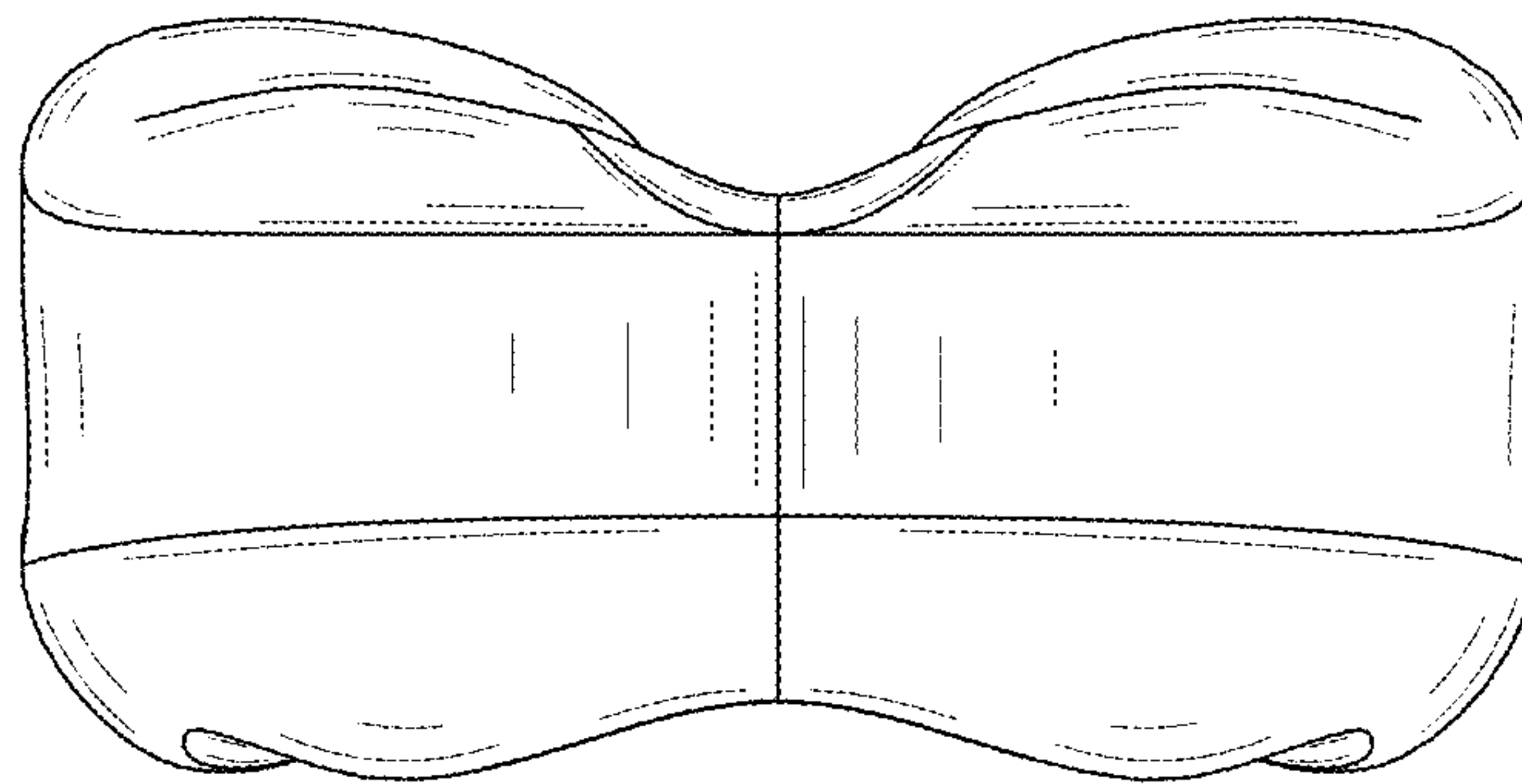


FIG.5

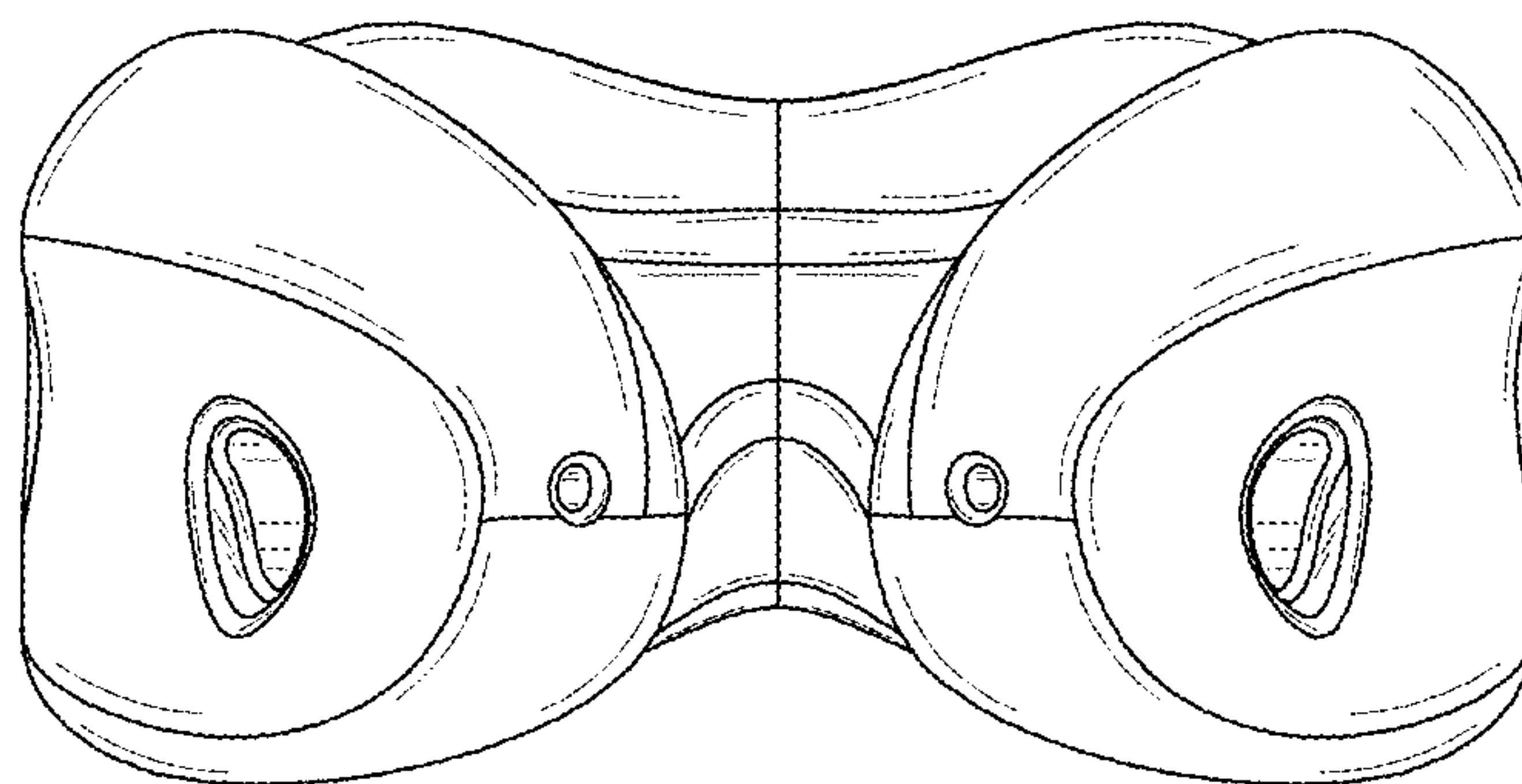


FIG.6

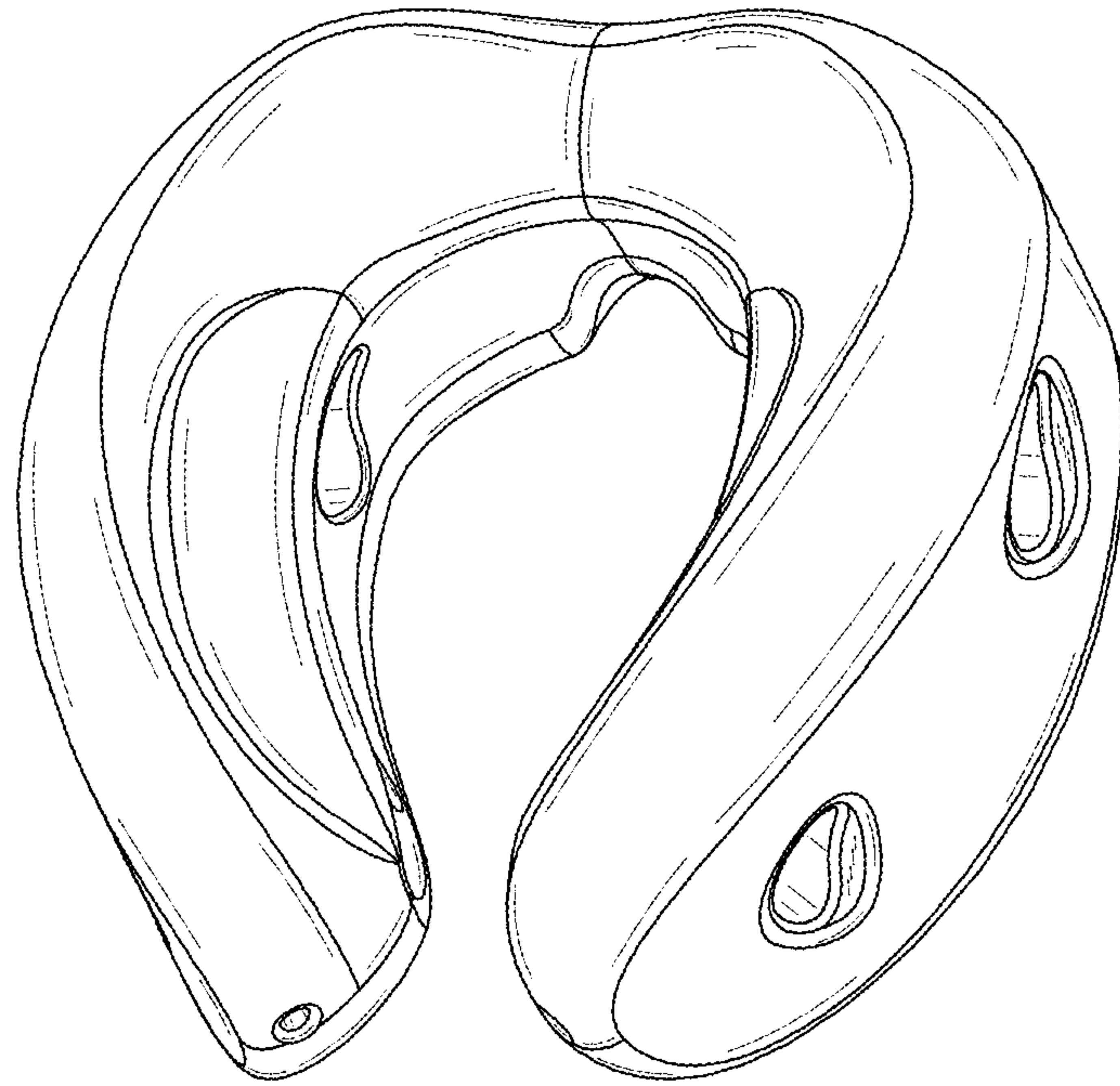


FIG. 7



FIG. 8