



US00D821114S

(12) **United States Design Patent** (10) **Patent No.:** **US D821,114 S**  
**Nguyen et al.** (45) **Date of Patent:** **\*\* Jun. 26, 2018**

(54) **PILLOW CASE**  
(71) Applicants: **Diep Nguyen**, San Jose, CA (US);  
**Allyson Ly**, San Jose, CA (US)  
(72) Inventors: **Diep Nguyen**, San Jose, CA (US);  
**Allyson Ly**, San Jose, CA (US)  
(\*\*) Term: **15 Years**  
(21) Appl. No.: **29/591,917**  
(22) Filed: **Jan. 25, 2017**  
(51) **LOC (11) Cl.** ..... **06-09**  
(52) **U.S. Cl.**  
USPC ..... **D6/601**  
(58) **Field of Classification Search**  
USPC ..... D6/333, 349, 355, 375, 388, 512, 563,  
D6/564, 595, 596, 601, 604, 611, 707,  
D6/715, 716, 716.1; D24/183-185, 234;  
D21/803, 804, 805, 809; 5/401, 420,  
5/600, 630, 631, 632, 633, 635, 636, 638,  
5/639, 646, 652, 652.1, 655, 703, 730;  
297/401, 420, 600, 630, 631, 632, 633,  
297/635, 636, 638, 639, 646, 652, 652.1,  
297/655, 703, 730  
CPC .. A47G 9/1018; A47G 9/1009; A47G 9/1027;  
A47G 9/1045; A47G 9/1063; A47G  
9/1072; A47G 9/1081  
See application file for complete search history.

D322,532 S \* 12/1991 Kumar ..... D3/303  
D338,798 S \* 8/1993 Grzybinski ..... 5/904  
D341,513 S \* 11/1993 Reeves ..... 5/419  
D349,625 S \* 8/1994 daPalma ..... D6/596  
5,457,829 A \* 10/1995 Elliott ..... A47G 9/0207  
5/420  
5,572,753 A \* 11/1996 Ruscitto ..... A47G 9/0253  
112/475.08  
6,363,554 B1 \* 4/2002 Brown ..... A47G 9/0253  
5/490  
D477,958 S \* 8/2003 Barker ..... D6/596  
D482,923 S \* 12/2003 Gaines ..... D6/601  
D582,712 S \* 12/2008 Koval ..... D6/601  
D620,739 S \* 8/2010 Mangano ..... D6/601  
D658,422 S \* 5/2012 Mandell ..... D6/608  
D695,549 S 12/2013 Unger  
D698,585 S \* 2/2014 McClutchen ..... D6/596  
D708,868 S \* 7/2014 Willoughby ..... D6/602  
D747,614 S \* 1/2016 Meenan ..... D6/601  
D750,919 S \* 3/2016 Patenaude ..... D6/604  
D757,462 S \* 5/2016 Mathews ..... D6/608

(Continued)

**FOREIGN PATENT DOCUMENTS**

WO WO2009079717 7/2009

*Primary Examiner* — Eric L Goodman  
*Assistant Examiner* — Sanjeev Paul

(57) **CLAIM**

The ornamental design for a pillow case, as shown and described.

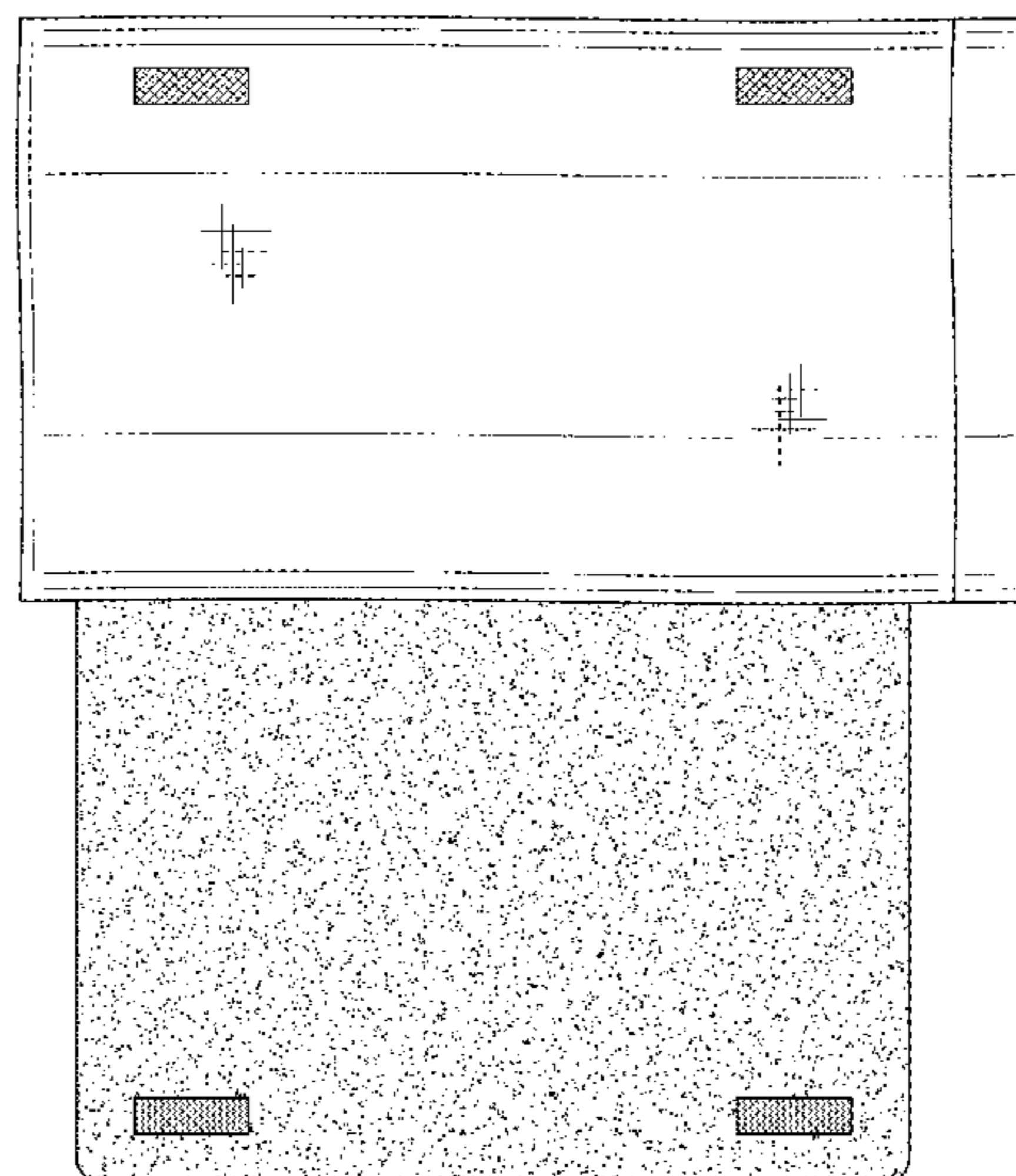
**DESCRIPTION**

FIG. 1 is a front view of a pillow case showing my new design;  
FIG. 2 is a rear view of the pillow case;  
FIG. 3 is a left side view of the pillow case;  
FIG. 4 is a right side view of the pillow case;  
FIG. 5 is a top view of the pillow case; and,  
FIG. 6 is a bottom view of the pillow case.

**1 Claim, 3 Drawing Sheets**

(56) **References Cited**  
U.S. PATENT DOCUMENTS

33,385 A \* 10/1861 Frodsham et al. .... A45F 4/06  
224/156  
2,412,769 A 12/1946 Easterbrooks  
2,883,682 A \* 4/1959 Kwake ..... A47G 9/1045  
5/419  
3,638,251 A 2/1972 Weiss  
D255,524 S \* 6/1980 Yarabinec ..... D6/596  
4,227,270 A 10/1980 Rivera



(56)

**References Cited**

U.S. PATENT DOCUMENTS

D781,075	S *	3/2017	Cohen	.....	D6/601
D793,771	S *	8/2017	Shea	.....	D6/608
9,730,535	B2 *	8/2017	Martin	.....	A47C 31/11
D797,474	S *	9/2017	Lukin, Jr.	.....	D6/601
2012/0186016	A1 *	7/2012	Martin	.....	A47C 31/11 5/490
2013/0227784	A1	9/2013	Holliday		
2015/0342378	A1 *	12/2015	Boice, Jr.	.....	A47G 9/1045 5/644
2016/0309928	A1 *	10/2016	Lukin, Jr.	.....	A47G 9/0253
2017/0042349	A1 *	2/2017	Batros	.....	A47G 9/062

\* cited by examiner

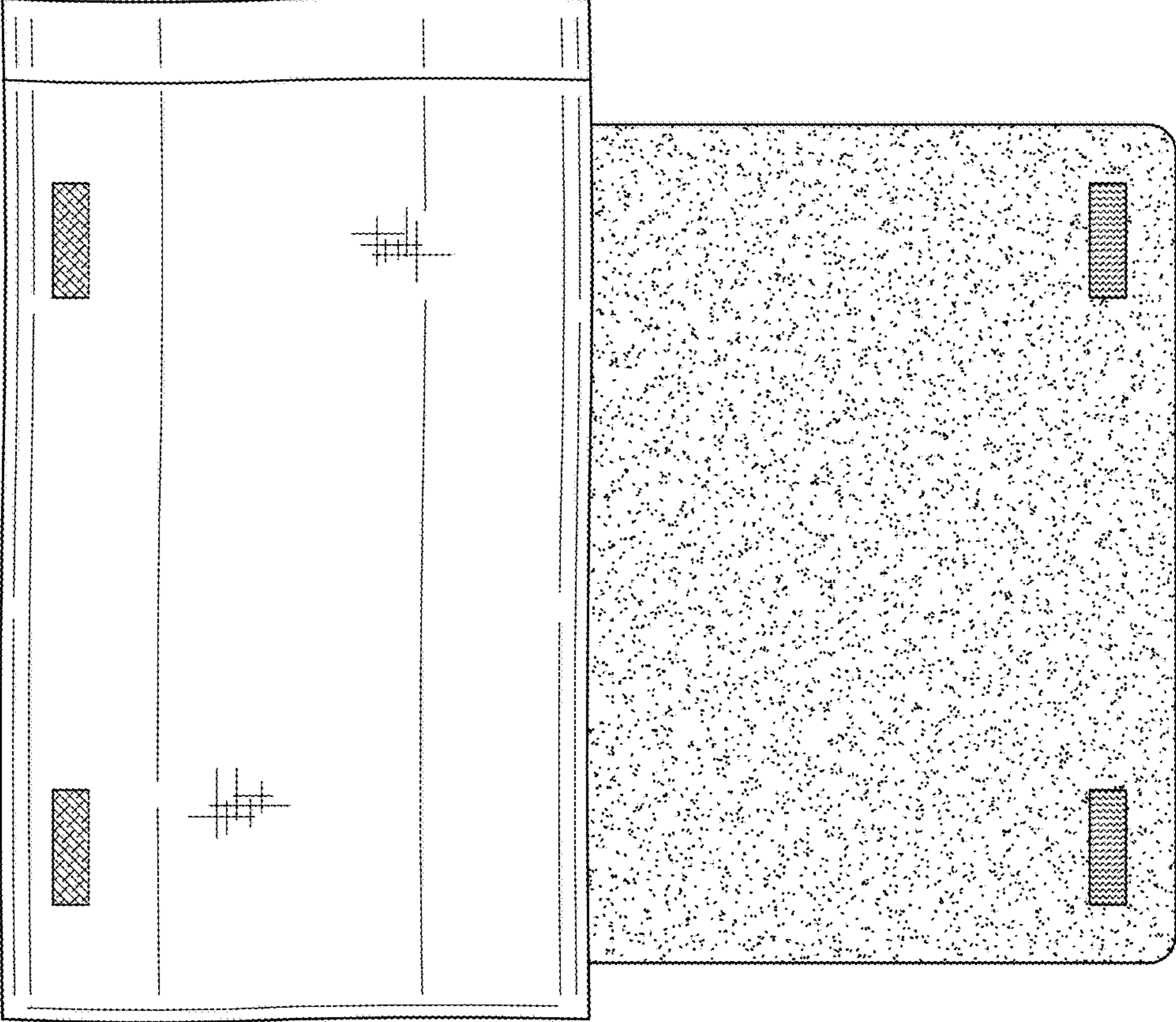


FIG. 1

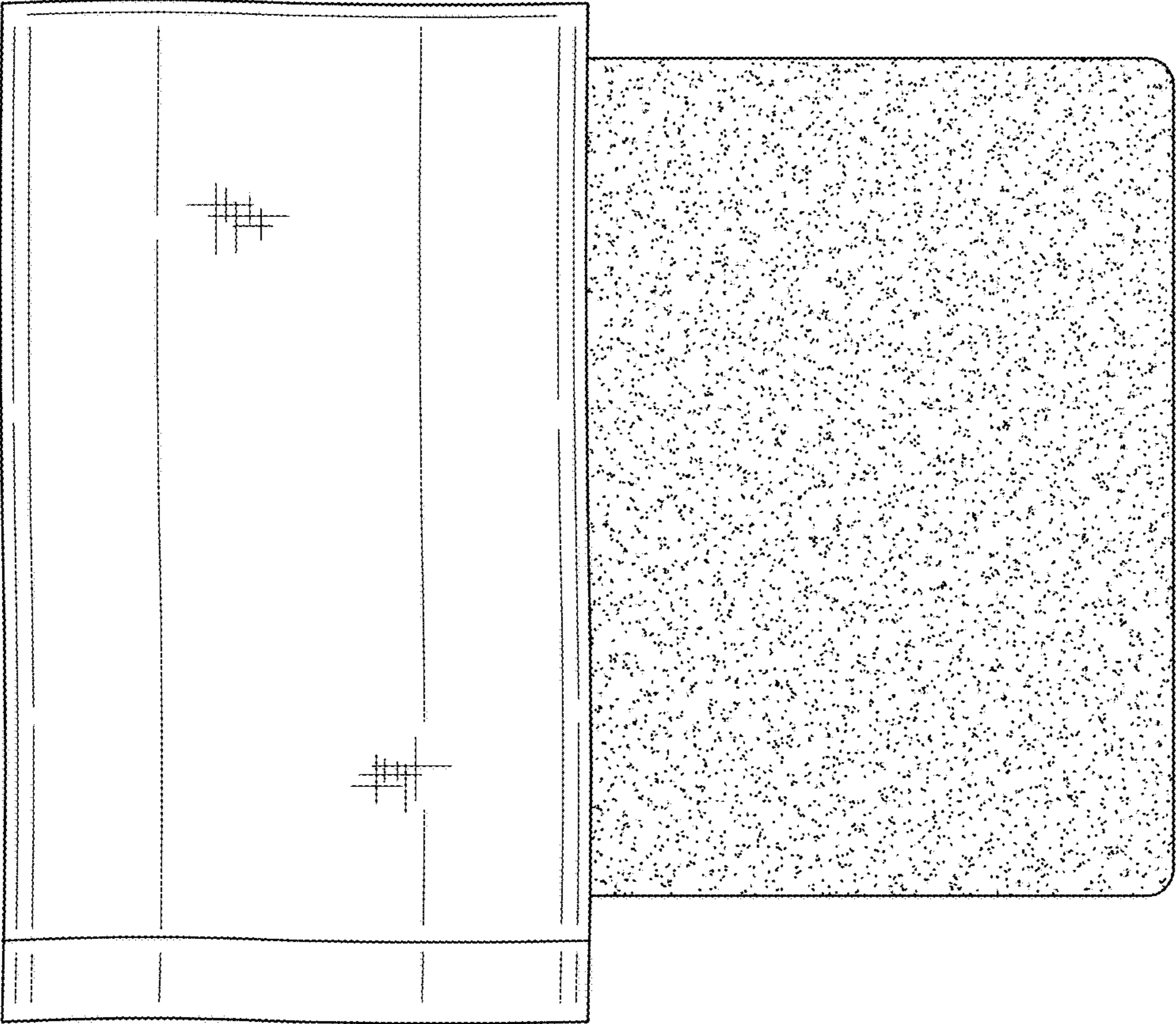


FIG. 2

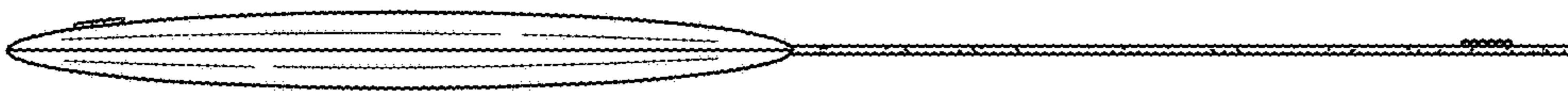


FIG. 3

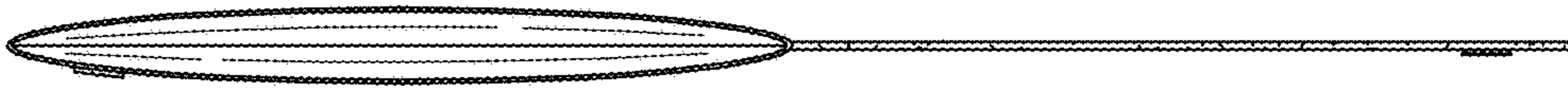


FIG. 4




FIG. 5



FIG. 6