



US00D821091S

(12) **United States Design Patent**
Tunney

(10) **Patent No.:** **US D821,091 S**

(45) **Date of Patent:** **** Jun. 26, 2018**

(54) **SNAP STYLUS**

(71) Applicant: **KEYSMART LLC**, Broadview, IL
(US)

(72) Inventor: **Michael Tunney**, Mount Prospect, IL
(US)

(73) Assignee: **CURV Brands, LLC**, Elk Grove
Village, IL (US)

(**) Term: **15 Years**

(21) Appl. No.: **29/575,671**

(22) Filed: **Aug. 26, 2016**

(51) **LOC (11) Cl.** **03-01**

(52) **U.S. Cl.**
USPC **D3/208**

(58) **Field of Classification Search**
USPC D3/207-212; 70/456 B, 457, 458, 408,
70/456 R; D13/168; D8/347; D10/104;
D14/496, 411; 206/37.1; D21/604, 605,
D21/656, 658, 659; 24/3.6; D11/11, 79,
D11/81, 82, 87

CPC H04B 1/034; F04B 15/00; E05B 19/04;
A44B 15/00; A44B 15/002; A44B
15/005; A44B 15/007

See application file for complete search history.

(56) **References Cited**

U.S. PATENT DOCUMENTS

D297,647 S * 9/1988 Sego D16/135
D420,215 S * 2/2000 MacDonald D3/207

D446,006 S * 8/2001 Martin D3/208
D501,781 S * 2/2005 Galli D26/37
D550,447 S * 9/2007 Opolka D3/209
D551,441 S * 9/2007 Bulgari D3/207
D571,044 S * 6/2008 Conte D28/65
D630,010 S * 1/2011 Brown D3/208
D646,888 S * 10/2011 Kieswetter D3/208
D655,709 S * 3/2012 Huang D14/480.3
D695,741 S * 12/2013 Wang D14/411
D715,298 S * 10/2014 Hong D14/411
D789,370 S * 6/2017 Akana D14/411

* cited by examiner

Primary Examiner — Ralf Seifert

(74) *Attorney, Agent, or Firm* — Maxwell J. Petersen;
Lewis Brisbois Bisgaard & Smith LLP

(57) **CLAIM**

The ornamental design for a snap stylus, substantially as shown and described.

DESCRIPTION

FIG. 1 is a perspective view showing the snap stylus according to the invention.

FIG. 2 is a top view of the snap stylus.

FIG. 3 is a bottom view of the snap stylus.

FIG. 4 is a left side view of the snap stylus.

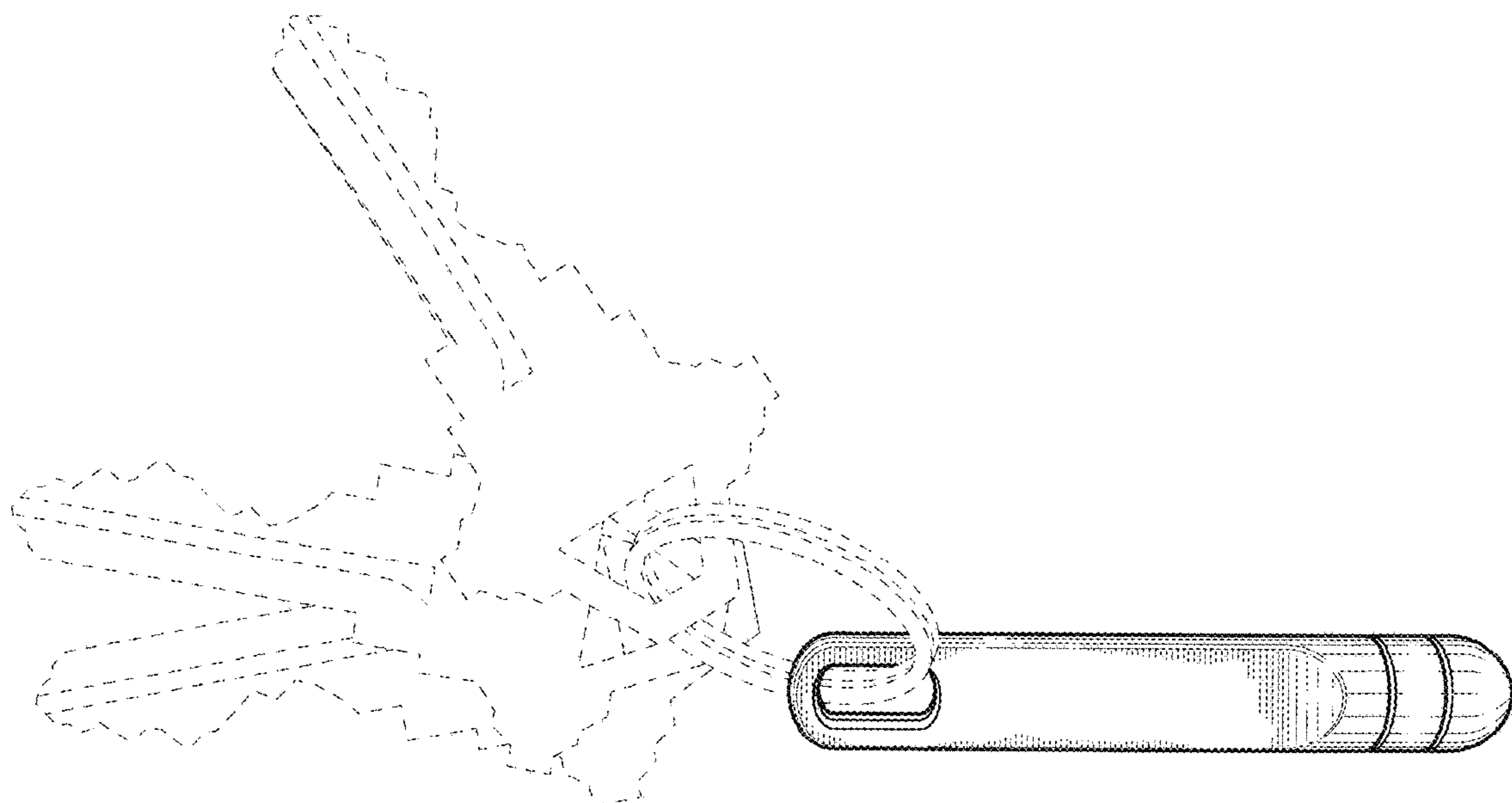
FIG. 5 is a right side view of the snap stylus.

FIG. 6 is a left end view of the snap stylus; and,

FIG. 7 is a right end view of the snap stylus.

Features shown in broken lines illustrate the environmental structure and form no part of the claimed design.

1 Claim, 4 Drawing Sheets



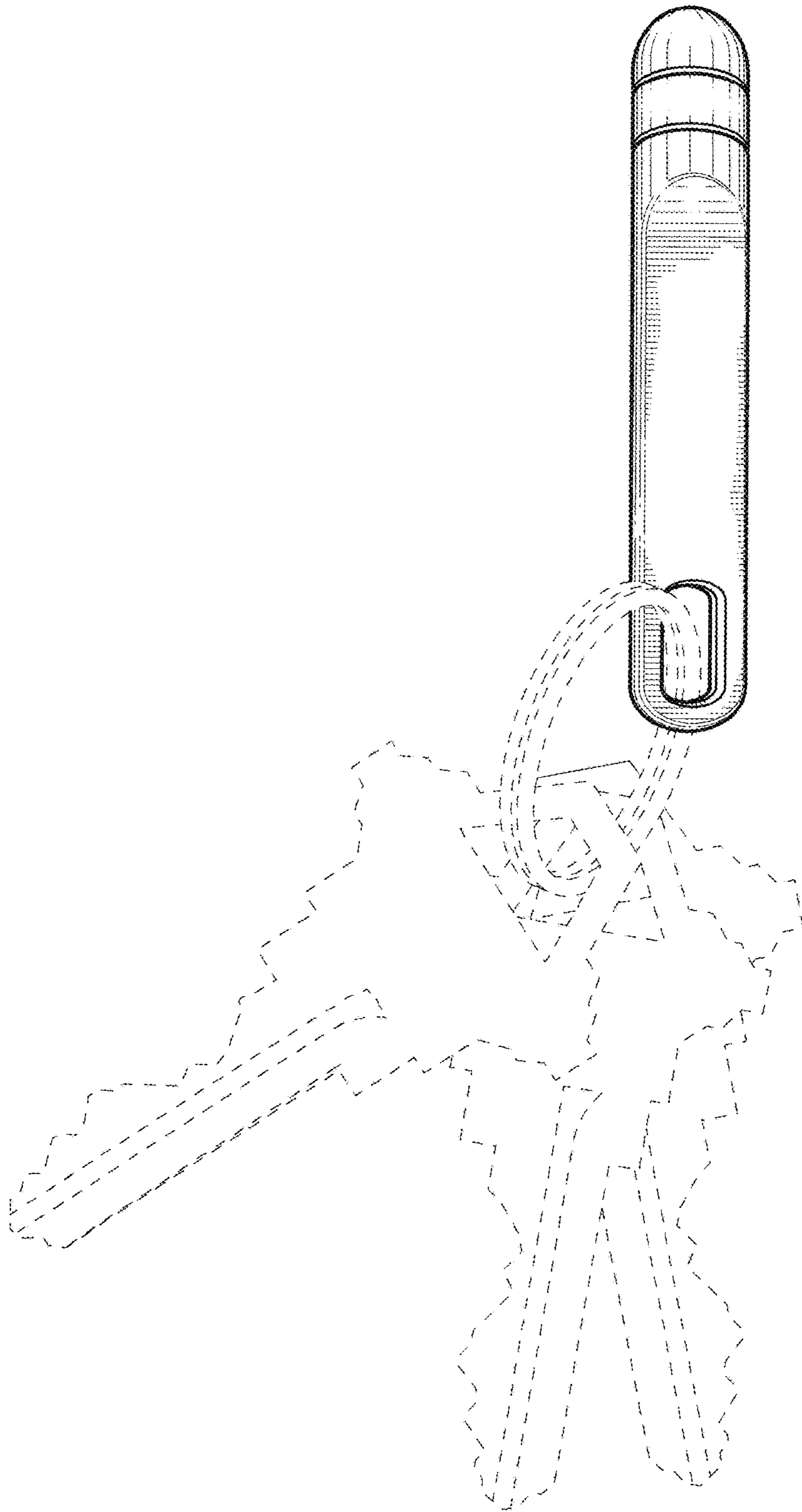


FIG. 1




FIG. 2




FIG. 3

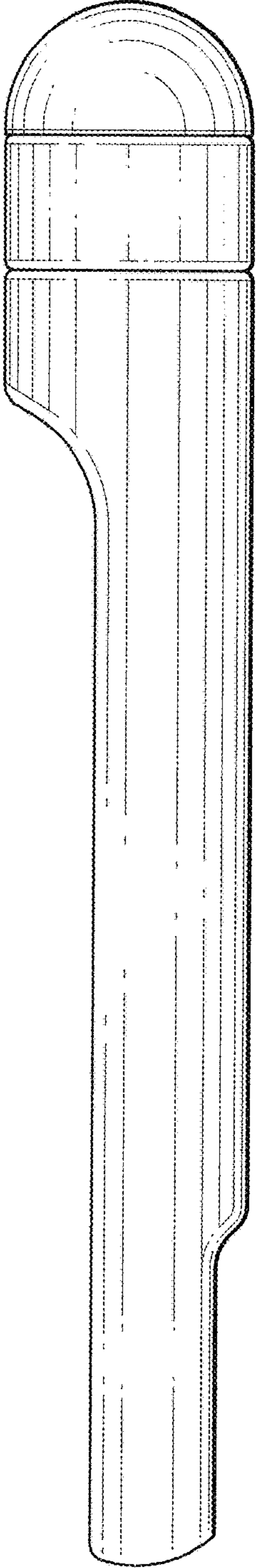


FIG. 4




FIG. 5

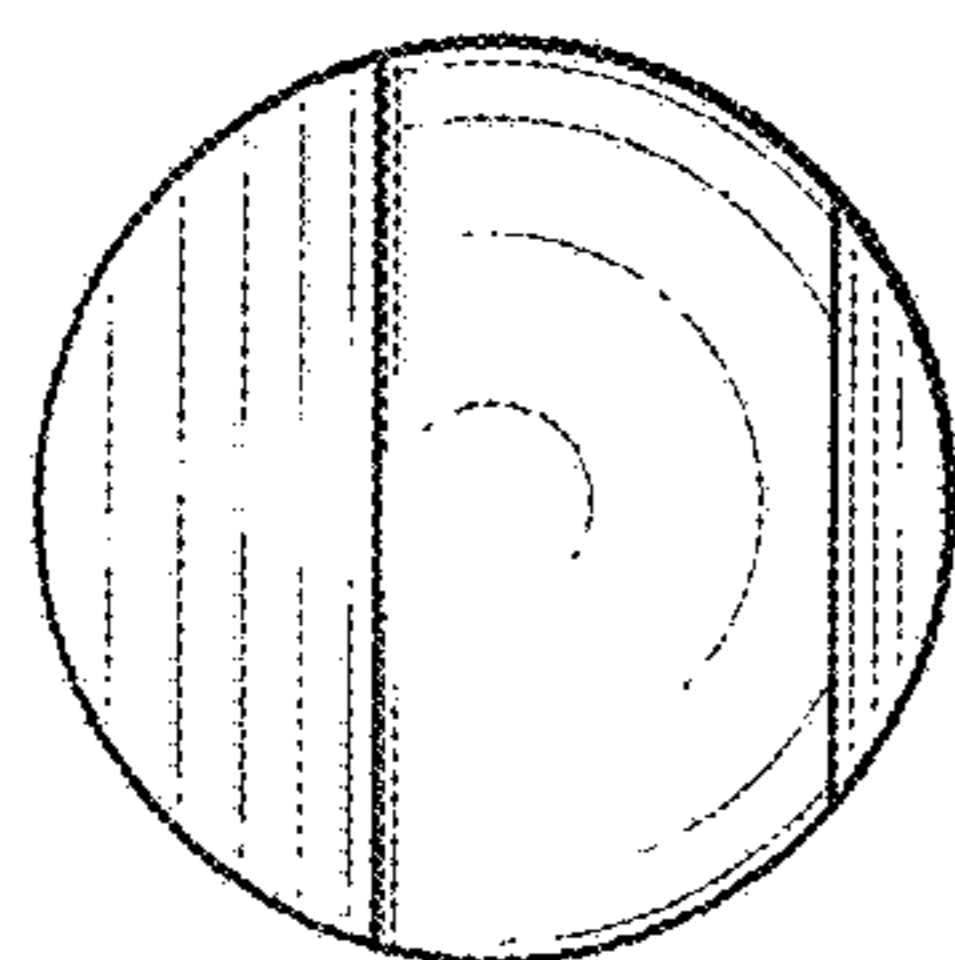


FIG. 6

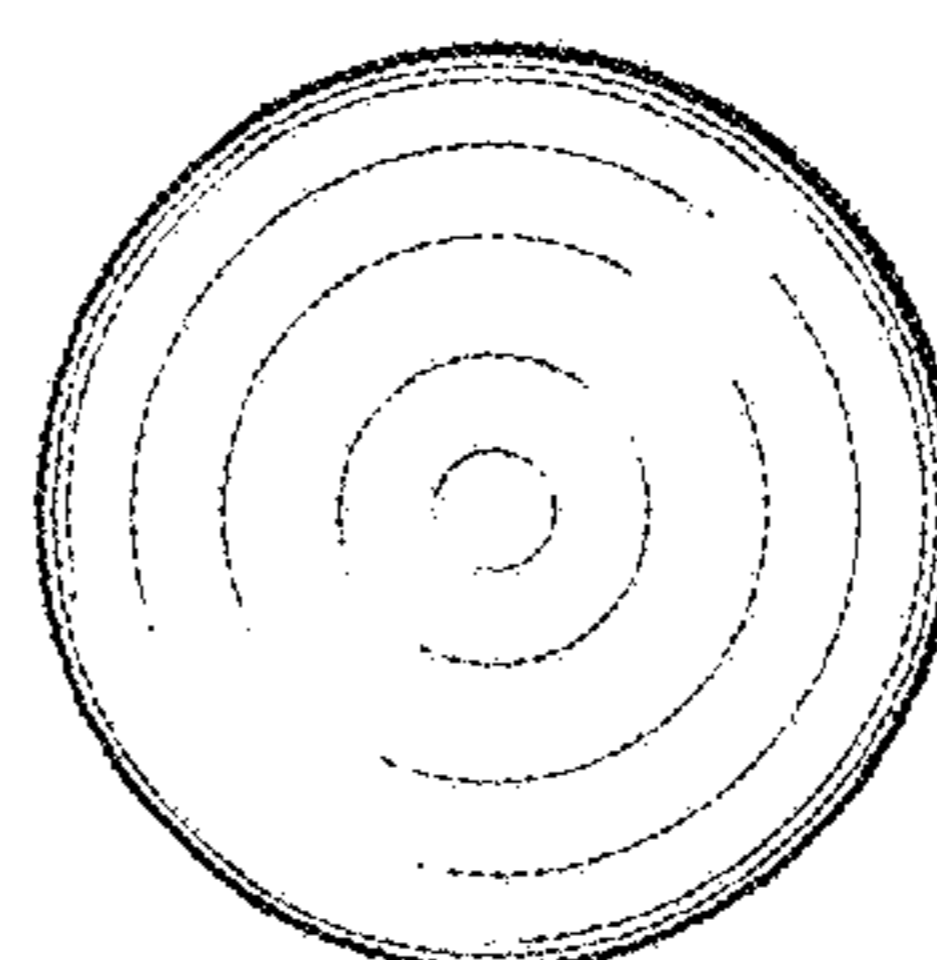


FIG. 7