



US00D821082S

(12) **United States Design Patent**
Foust

(10) **Patent No.:** **US D821,082 S**
(45) **Date of Patent:** **** Jun. 26, 2018**

(54) **BOOT**

(71) Applicant: **LaCrosse Footwear, Inc.**, Portland, OR
(US)

(72) Inventor: **Ryan James Foust**, Lake Oswego, OR
(US)

(73) Assignee: **LaCrosse Footwear, Inc.**, Portland, OR
(US)

(**) Term: **15 Years**

(21) Appl. No.: **29/618,745**

(22) Filed: **Sep. 22, 2017**

Related U.S. Application Data

(63) Continuation of application No. 29/577,037, filed on
Sep. 8, 2016, now Pat. No. Des. 799,170.

(51) **LOC (11) Cl.** **02-04**

(52) **U.S. Cl.**
USPC **D2/970**

(58) **Field of Classification Search**
USPC D2/896-899, 900, 909-912, 943, 946,
D2/969, 970, 972
CPC .. A43B 5/06; A43B 5/00; A43B 23/00; A43B
3/16; A43B 23/02
See application file for complete search history.

(56) **References Cited**

U.S. PATENT DOCUMENTS

D204,658 S * 5/1966 Wakeland 36/136
D401,401 S * 11/1998 Brooks D2/970

D407,196 S * 3/1999 Brooks D2/969
D449,435 S * 10/2001 Johnson D2/909
D686,816 S * 7/2013 Lam D2/912
D703,420 S * 4/2014 Truelsen D2/912
D704,422 S * 5/2014 Truelsen D2/912
D707,427 S * 6/2014 Barker D2/911

* cited by examiner

Primary Examiner — Holly H Baynham

Assistant Examiner — Rashida C. Walshon

(74) *Attorney, Agent, or Firm* — Perkins Coie LLP

(57) **CLAIM**

The ornamental design for the boot, as shown and described.

DESCRIPTION

FIG. 1 is an isometric view of a boot showing the new design.

FIG. 2 is a front elevational view thereof.

FIG. 3 is a rear elevational view thereof.

FIG. 4 is a right-side elevational view thereof.

FIG. 5 is a left-side elevational view thereof.

FIG. 6 is a top plan view thereof; and,

FIG. 7 is a bottom plan view thereof.

The dashed lines illustrate unclaimed portions of the boot. The dash dot dash lines immediately adjacent to the solid-line portions of the boot define the bounds of the claimed design and form no part thereof.

1 Claim, 7 Drawing Sheets





Fig. 1

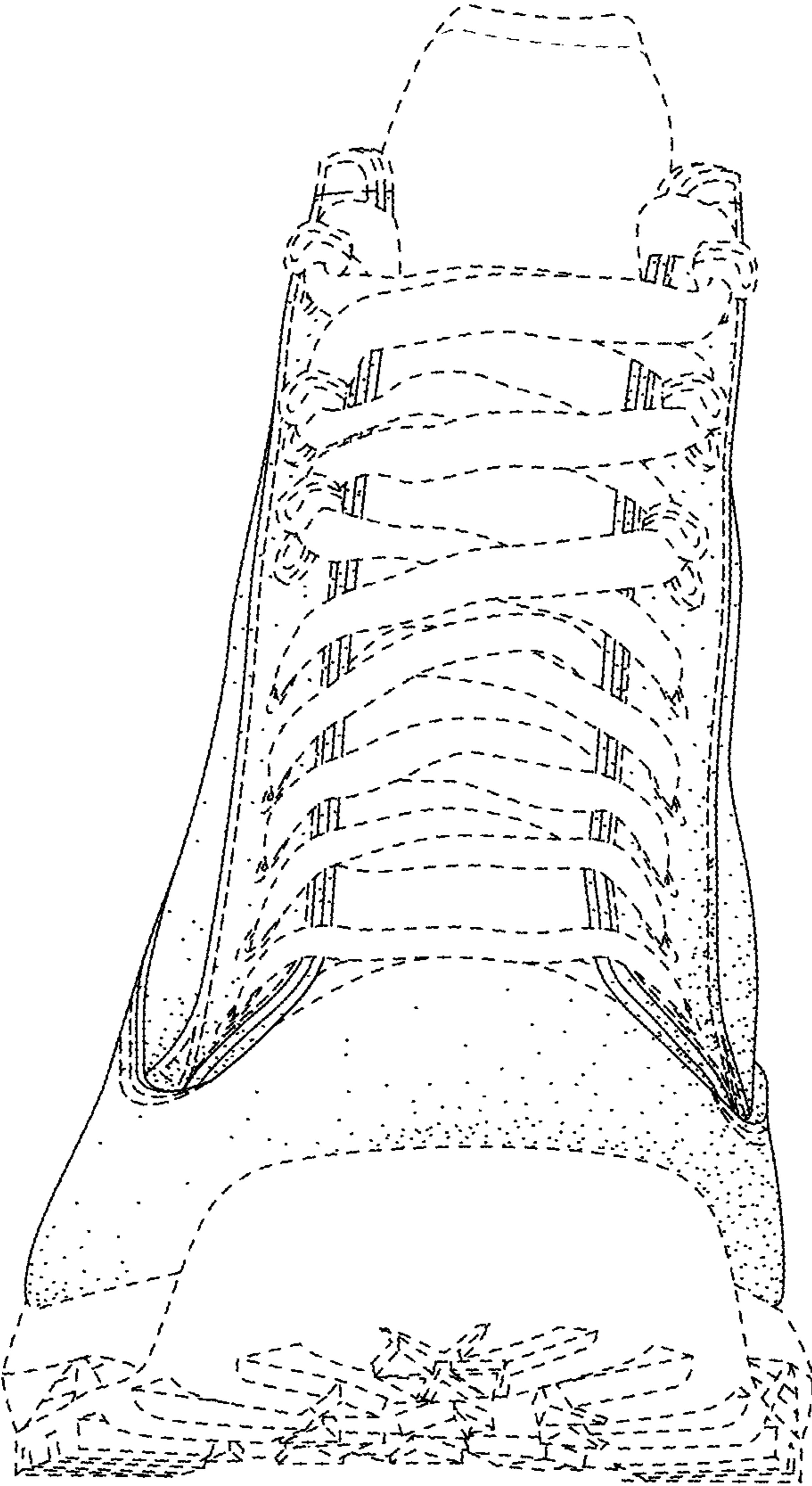


Fig. 2

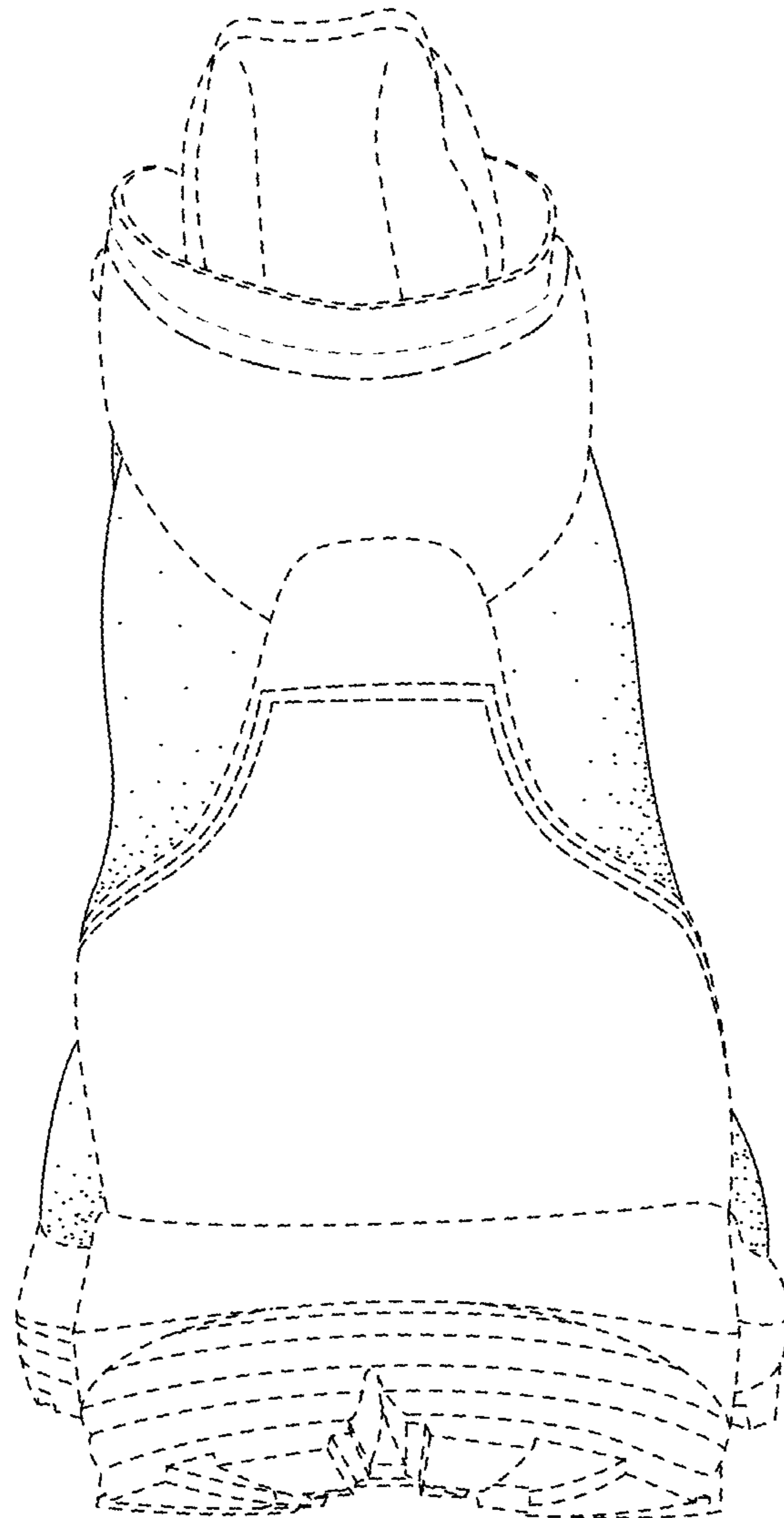


Fig. 3



Fig. 4



Fig. 5

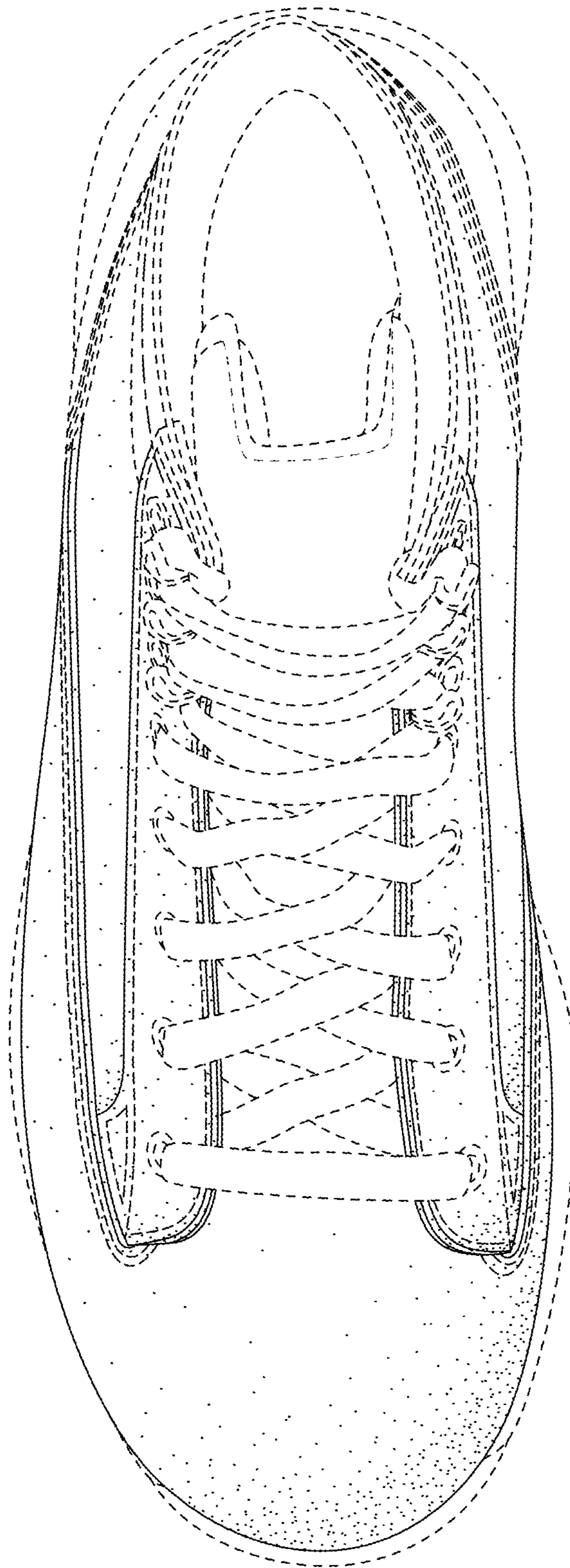


Fig. 6

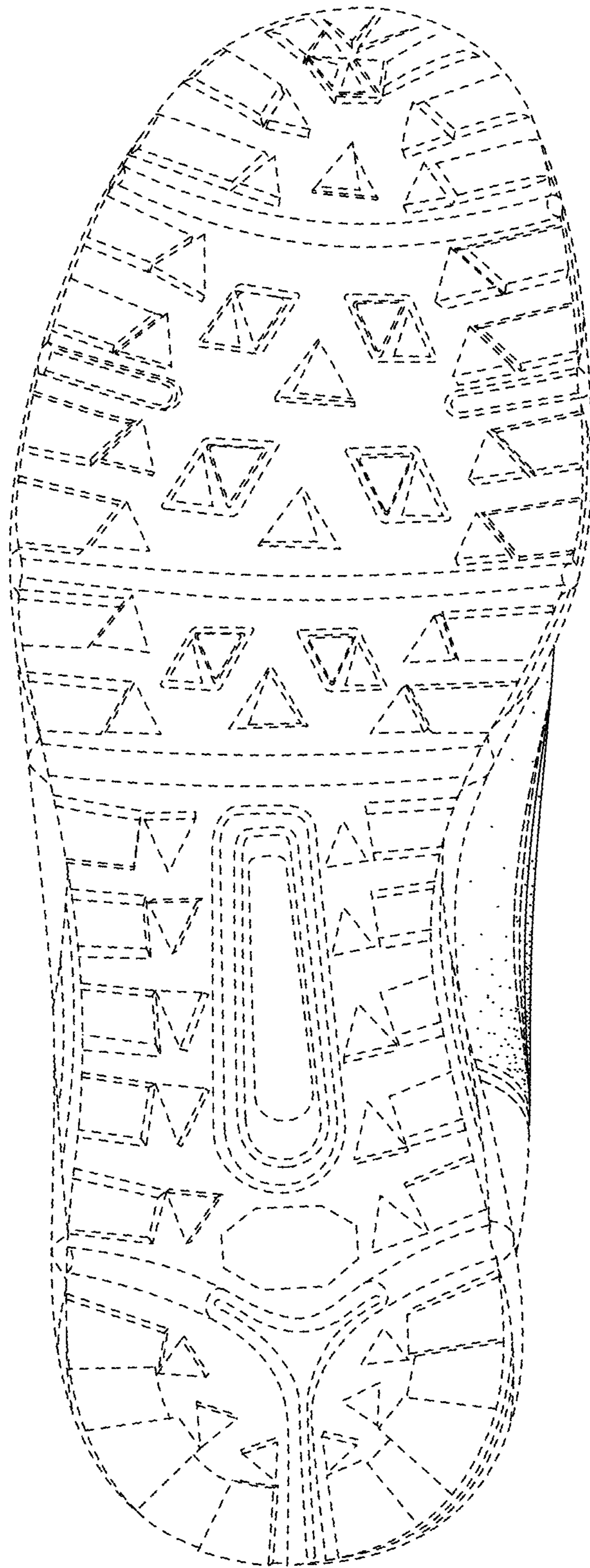


Fig. 7