



US00D821080S

(12) **United States Design Patent**
Jones

(10) **Patent No.:** **US D821,080 S**
(45) **Date of Patent:** **** Jun. 26, 2018**

- (54) **INSOLE**
- (71) Applicant: **Implus Footcare, LLC**, Durham, NC (US)
- (72) Inventor: **Merrick Jones**, Raleigh, NC (US)
- (73) Assignee: **IMPLUS FOOTCARE, LLC**, Durham, NC (US)
- (**) Term: **15 Years**
- (21) Appl. No.: **29/592,926**
- (22) Filed: **Feb. 3, 2017**
- (51) **LOC (11) Cl.** **02-04**
- (52) **U.S. Cl.**
USPC **D2/961**
- (58) **Field of Classification Search**
USPC D2/896, 914, 946, 947, 951, 954, 955, D2/956, 961, 976
CPC A43B 7/14; A43B 7/1405; A43B 7/141; A43B 7/1415; A43B 7/142; A43B 7/1425; A43B 7/143; A43B 7/1435; A43B 7/144; A43B 7/1445; A43B 7/145; A43B 7/1455; A43B 7/1475; A43B 7/148; A43B 7/1485
See application file for complete search history.

- (56) **References Cited**
U.S. PATENT DOCUMENTS
2,061,911 A * 11/1936 Leindorf A43B 1/0045 36/43
2,098,502 A * 11/1937 Lehner A43B 13/141 12/146 C
D199,300 S * 10/1964 Martin D2/961
D204,596 S * 5/1966 Anson 36/43
D254,818 S * 4/1980 Jones D2/961
D288,621 S * 3/1987 Surpuriya D2/961
D302,071 S * 7/1989 Chang D2/961
D313,306 S * 1/1991 Chang D2/961

- D340,349 S * 10/1993 Kilgore D2/947
- D340,350 S * 10/1993 Kilgore D2/961
- D346,480 S * 5/1994 Davidson D2/959
- D356,673 S * 3/1995 Gerhartl D2/961
- D427,422 S * 7/2000 Legatzke D2/961
- D485,425 S * 1/2004 Polifroni D2/961
- D488,295 S * 4/2004 Rosenberg D2/961
- D513,662 S * 1/2006 Bayly D2/961
- D515,292 S * 2/2006 Granger D2/946
- D551,830 S * 10/2007 Fudalik D2/917
- D595,942 S * 7/2009 White D2/961
- D657,543 S * 4/2012 Bove D2/954
- D659,366 S * 5/2012 Madvin D2/954
- D698,137 S * 1/2014 Carr D2/954
- D743,156 S * 11/2015 Lok D2/961
- D761,543 S * 7/2016 Granger D2/961
- D762,366 S * 8/2016 Granger D2/961
- D762,367 S * 8/2016 Granger D2/961
- D762,368 S * 8/2016 Granger D2/961
- D794,922 S * 8/2017 Lopez D2/916

(Continued)

Primary Examiner — Elizabeth J Oswecki
(74) *Attorney, Agent, or Firm* — Buchanan Ingersoll & Rooney PC

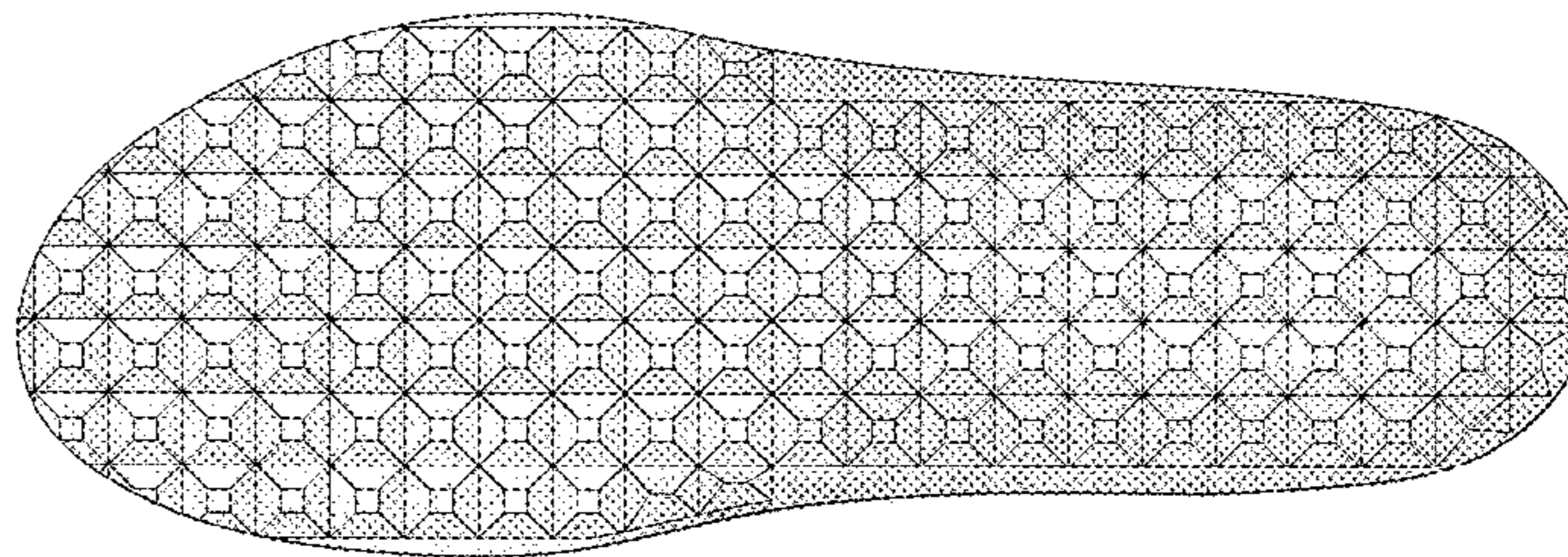

(57) **CLAIM**

The ornamental design for an insole, as shown and described.

DESCRIPTION

FIG. 1 is a top perspective view of an insole showing my new design;
FIG. 2 is a top plan view thereof;
FIG. 3 is a bottom plan view thereof;
FIG. 4 is a right side elevational view thereof;
FIG. 5 is a left side elevational view thereof;
FIG. 6 is a front elevational view thereof; and,
FIG. 7 is a rear elevational view thereof.
The broken line showing of portions of the insole illustrate environmental structure and form no part of the claimed design.

1 Claim, 5 Drawing Sheets



(56)

References Cited

U.S. PATENT DOCUMENTS

2003/0121180 A1* 7/2003 Poe A43B 1/0009
36/43
2003/0136025 A1* 7/2003 Galbraith A43B 7/144
36/43
2008/0295358 A1* 12/2008 Lin A43B 17/08
36/43

* cited by examiner

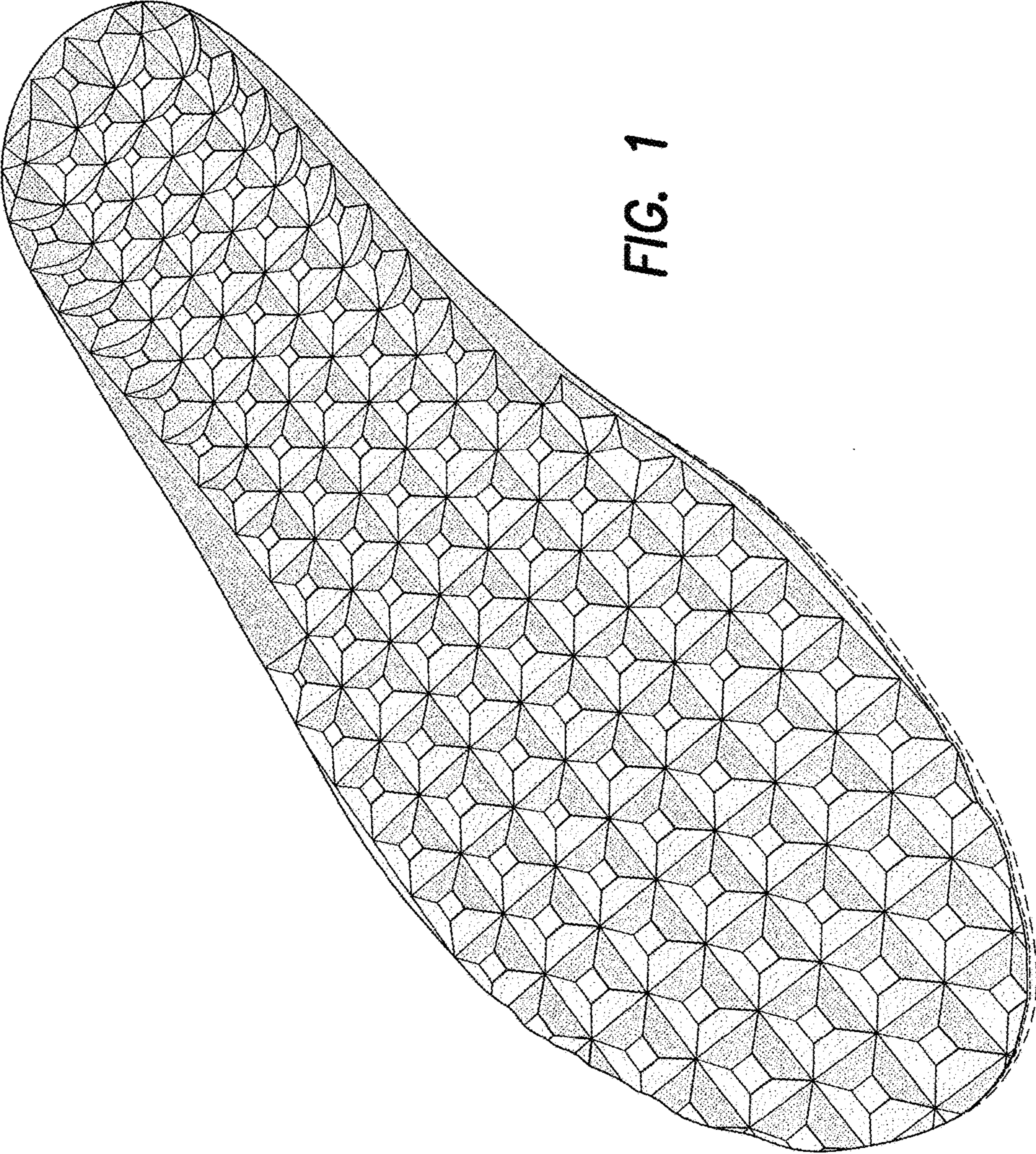


FIG. 1

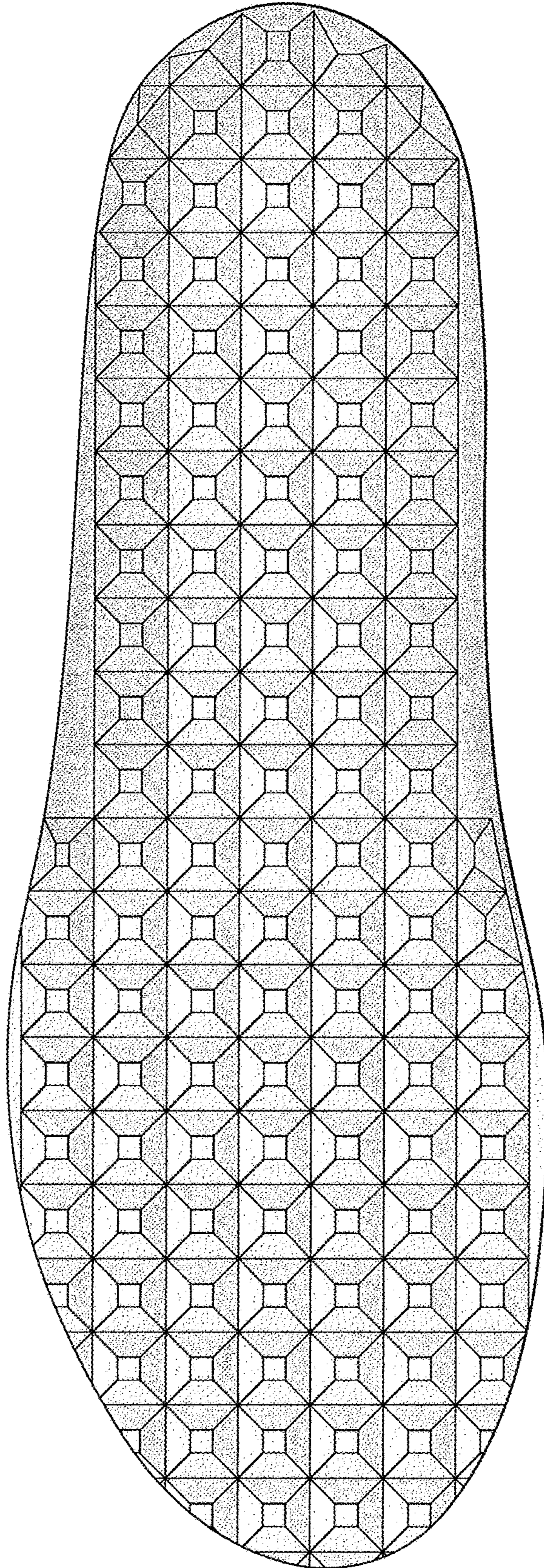


FIG. 2

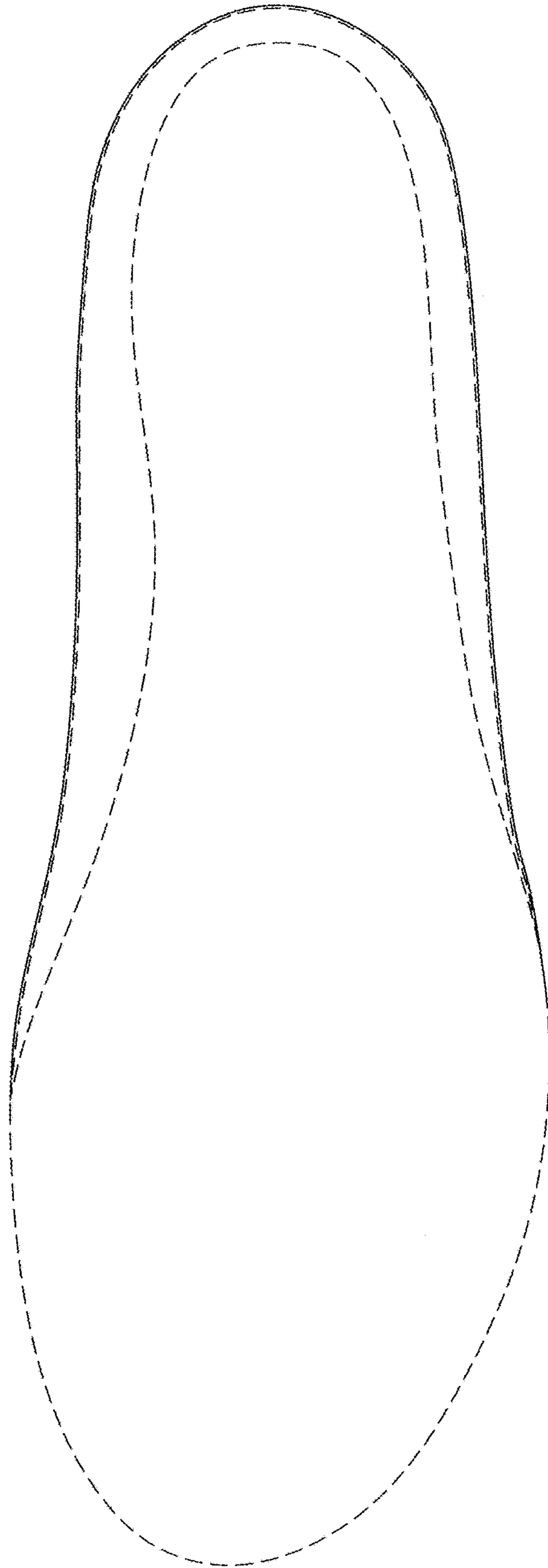


FIG. 3



FIG. 4

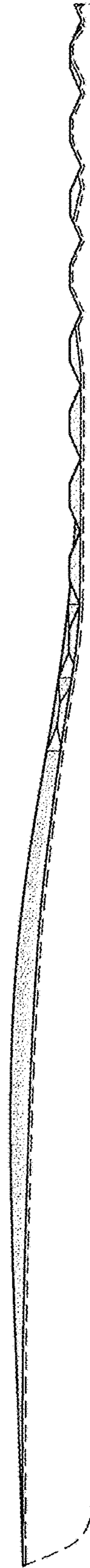


FIG. 5



FIG. 7

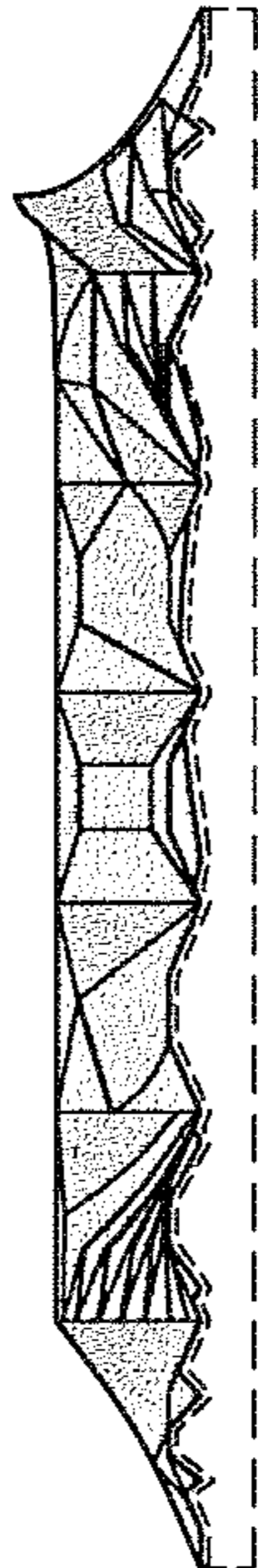


FIG. 6