

US00D821072S

(12) **United States Design Patent**  
**Goldberg**

(10) **Patent No.:** **US D821,072 S**  
(45) **Date of Patent:** **\*\* Jun. 26, 2018**

(54) **SHOE SOLE**

(71) Applicant: **Jonathan Goldberg**, Los Angeles, CA  
(US)

(72) Inventor: **Jonathan Goldberg**, Los Angeles, CA  
(US)

(73) Assignee: **Dynasty Footwear, Ltd.**, El Segundo,  
CA (US)

(\*\*) Term: **15 Years**

(21) Appl. No.: **29/581,572**

(22) Filed: **Oct. 20, 2016**

(51) **LOC (11) Cl.** ..... **02-04**

(52) **U.S. Cl.**  
USPC ..... **D2/947**

(58) **Field of Classification Search**  
USPC ..... D2/902, 906, 908, 916, 918, 925,  
D2/946-962, 977; 36/22 R, 24.5, 25 R,  
36/28, 32 R, 34 R, 59 C, 67 A, 103, 3 B  
CPC ..... A43B 13/00; A43B 13/02; A43B 13/023;  
A43B 13/026; A43B 13/04; A43B 13/08;  
A43B 13/10; A43B 13/12; A43B 13/14;  
A43B 13/141; A43B 13/143; A43B  
13/16; A43B 13/18; A43B 13/181; A43B  
13/187; A43B 13/189; A43B 13/20; A43B  
13/22; A43B 13/223; A43B 13/24; A43B  
13/28; A43B 13/30; A43B 13/32; A43B  
13/34; A43B 13/36  
See application file for complete search history.

(56) **References Cited**

**U.S. PATENT DOCUMENTS**

D175,312 S \* 8/1955 Maling ..... D2/947  
D270,780 S \* 10/1983 Hlustik ..... D2/951  
D271,539 S \* 11/1983 Bergmans ..... D2/960  
D326,952 S \* 6/1992 Smith, III ..... D2/977

D374,337 S \* 10/1996 Murai ..... D2/951  
D418,282 S \* 1/2000 von Conta ..... D2/947  
D419,283 S \* 1/2000 Coito ..... D2/916  
D421,828 S \* 3/2000 Malka ..... D2/916  
D429,554 S \* 8/2000 Gillespie ..... D2/947  
6,115,946 A \* 9/2000 Morris ..... A43B 1/0027  
36/107  
6,195,918 B1 \* 3/2001 Kelley ..... A43B 1/0027  
36/107  
D439,730 S \* 4/2001 Merceron ..... D2/947  
D469,598 S \* 2/2003 Wilson ..... D2/947  
D503,028 S \* 3/2005 Merceron ..... D2/947  
D511,617 S \* 11/2005 Matis ..... D2/947  
D542,514 S \* 5/2007 Amado ..... D2/927  
D545,034 S \* 6/2007 Amado ..... D2/927

(Continued)

*Primary Examiner* — T. Chase Nelson

(74) *Attorney, Agent, or Firm* — Joseph G. Swan, P.C.

(57) **CLAIM**

The ornamental design for a shoe sole, as shown and described.

**DESCRIPTION**

FIG. 1 is a bottom perspective view of a shoe sole according to the present invention.

FIG. 2 is a right side elevational view of the shoe sole.

FIG. 3 is a left side elevational view of the shoe sole.


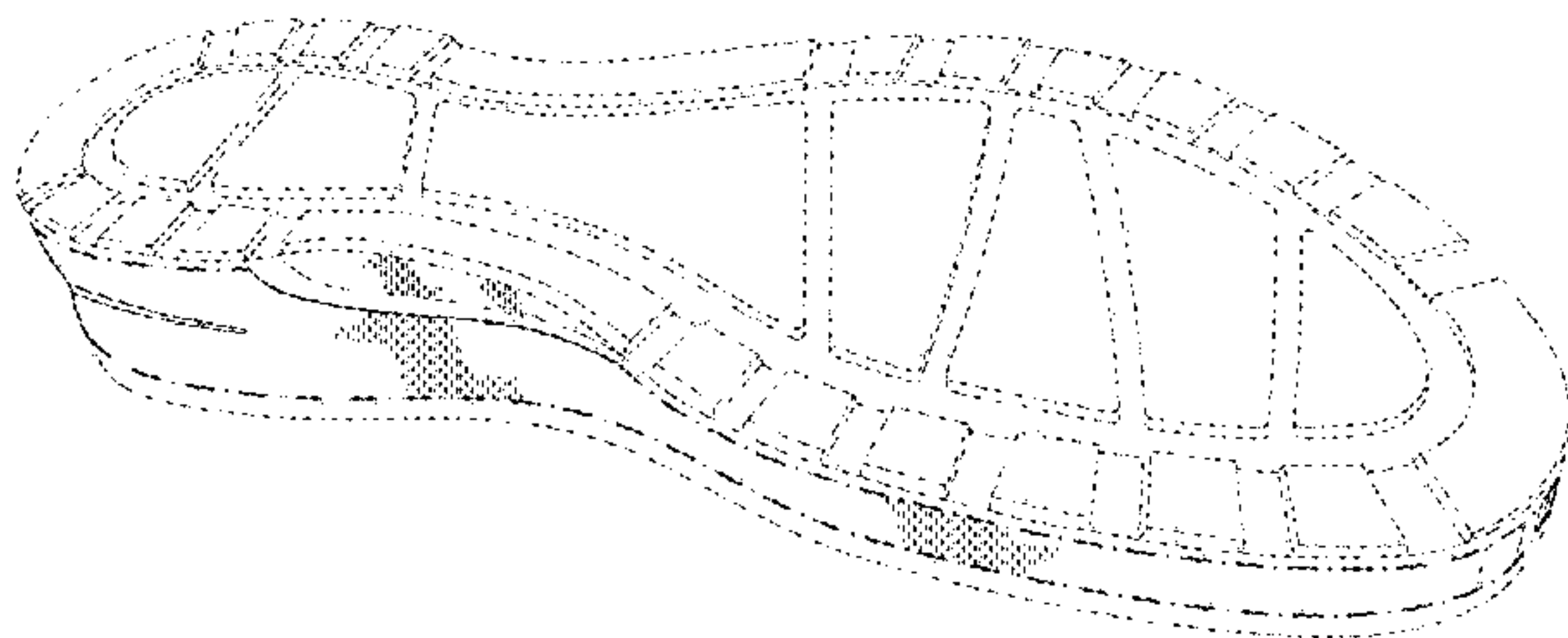
FIG. 4 is a bottom plan view of the shoe sole.

FIG. 5 is a rear elevational view of the shoe sole; and,

FIG. 6 is a front elevational view of the shoe sole.

The portions shown in dash-dash broken lines are solely for the purpose of illustrating context, environment or other unclaimed areas and form no part of the claimed design. The dash-dot broken lines illustrate boundaries between claimed portions and unclaimed portions. FIGS. 1-6 depict a first embodiment of the shoe sole, which typically would be used for a right shoe. A second embodiment of the shoe sole, which typically would be used for a left shoe, is the mirror image of the illustrated design.

**1 Claim, 4 Drawing Sheets**



(56)

**References Cited**

U.S. PATENT DOCUMENTS

D568,595	S *	5/2008	Hart .....	D2/972
D634,922	S *	3/2011	Pauk .....	D2/946
D653,842	S *	2/2012	Weiss .....	D2/946
D670,483	S *	11/2012	Campbell .....	D2/951
D739,128	S *	9/2015	Vasyli .....	D2/947
D744,213	S *	12/2015	Kasprzak .....	D2/951
D783,958	S *	4/2017	Petrenka .....	D2/947
D790,173	S *	6/2017	Raasch .....	D2/947
D792,068	S *	7/2017	Lee .....	D2/947
D792,686	S *	7/2017	Small .....	D2/947
D799,179	S *	10/2017	Comeaux .....	D2/947
D804,784	S *	12/2017	Romero .....	D2/902
D808,138	S *	1/2018	Monroy .....	D2/957
D808,629	S *	1/2018	Parrett .....	D2/972
2003/0208929	A1 *	11/2003	Lucas .....	A43B 3/0063 36/28
2011/0061268	A1 *	3/2011	Park .....	A43B 7/24 36/25 R
2014/0259790	A1 *	9/2014	Faggin .....	A43B 7/005 36/103

\* cited by examiner

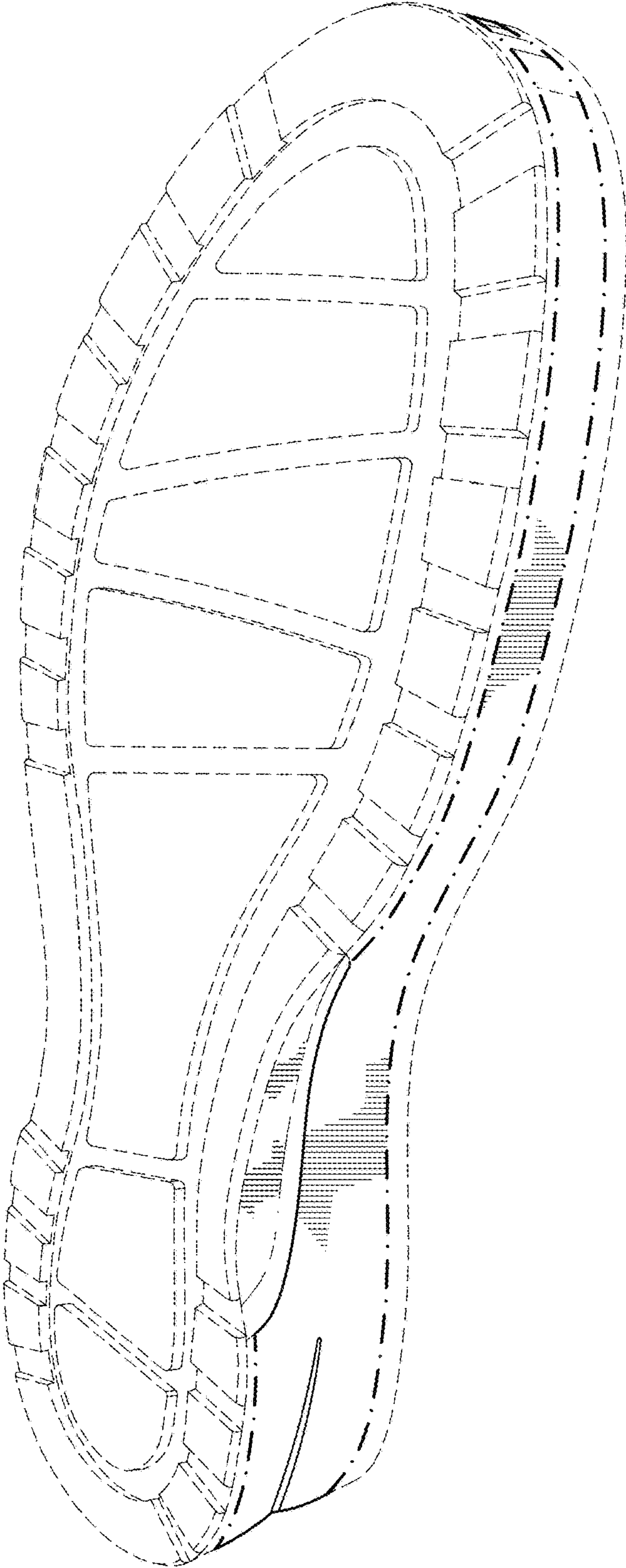


FIG. 1



FIG. 2




FIG. 3



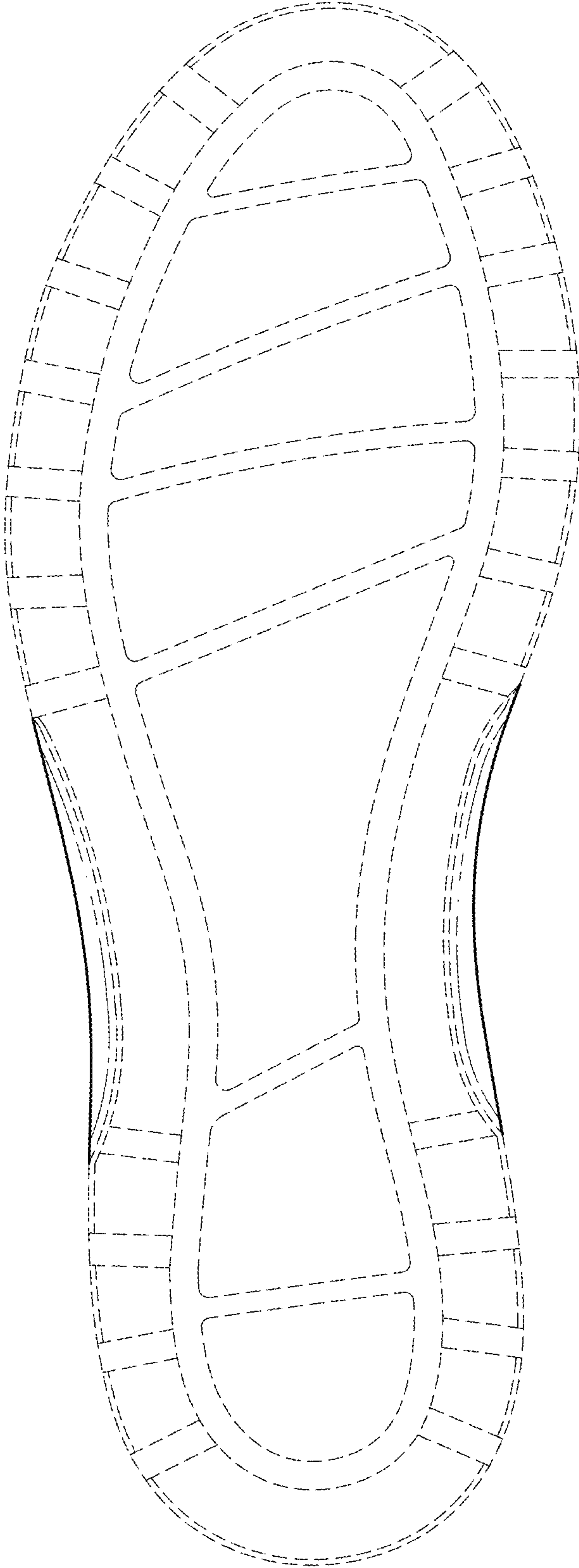


FIG. 4

FIG. 6




FIG. 5

