



US00D821055S

(12) **United States Design Patent**  
**Flower et al.**

(10) **Patent No.:** **US D821,055 S**  
(45) **Date of Patent:** **\*\* Jun. 26, 2018**

- (54) **BRASSIERE**
- (71) Applicant: **Under Armour, Inc.**, Baltimore, MD (US)
- (72) Inventors: **Danielle Flower**, New York, NY (US); **Nicola Lobb**, New York, NY (US)
- (73) Assignee: **UNDER ARMOUR, INC.**, Baltimore, MD (US)
- (\*\*) Term: **15 Years**
- (21) Appl. No.: **29/618,127**
- (22) Filed: **Sep. 19, 2017**

- D513,553 S 1/2006 Kaye et al.
- 7,081,034 B1 7/2006 Zoellner
- D535,807 S 1/2007 Macchi
- 7,234,993 B2 6/2007 Lin
- 7,442,110 B2 \* 10/2008 Gaudet ..... A41C 3/0057  
450/39
- 7,448,937 B2 \* 11/2008 Weyenberg ..... A41C 3/0028  
450/62
- D584,879 S 1/2009 Venus
- 7,731,564 B2 6/2010 Sanders
- D641,133 S \* 7/2011 Zarabi ..... D2/708
- D646,461 S \* 10/2011 Lewando ..... D2/708
- D668,837 S \* 10/2012 Palladino ..... D2/708
- D671,296 S \* 11/2012 Iamartino ..... D2/708
- D671,297 S \* 11/2012 Iamartino ..... D2/708
- D708,820 S \* 7/2014 Iamartino ..... D2/708
- D735,970 S \* 8/2015 Congdon ..... D2/708
- D747,843 S \* 1/2016 Gallo ..... D2/708

(Continued)

**Related U.S. Application Data**

- (62) Division of application No. 29/555,649, filed on Feb. 24, 2016, now Pat. No. Des. 800,992.
- (51) **LOC (11) Cl.** ..... **02-01**
- (52) **U.S. Cl.**  
USPC ..... **D2/706; D2/731**
- (58) **Field of Classification Search**  
USPC ..... D2/706-708, 723, 731, 999; 450/53-56,  
450/63-69, 93  
CPC .. A41C 1/00; A41C 3/00; A41D 13/05; A41D  
13/005  
See application file for complete search history.

**References Cited**

**U.S. PATENT DOCUMENTS**

- (56) D101,664 S 10/1936 Andrus
- D101,686 S 10/1936 Andrus
- 2,128,600 A \* 8/1938 Bergmann ..... A41C 3/00  
450/53
- D159,505 S 8/1950 McKeefrey
- 2,583,716 A 1/1952 Tagliero
- 2,632,167 A 3/1953 Robbins
- D475,506 S \* 6/2003 Hoffman ..... D2/706

*Primary Examiner* — Robin V Webster

*Assistant Examiner* — James C Thorn, Sr.

(74) *Attorney, Agent, or Firm* — Edell, Shapiro & Finnan, LLC

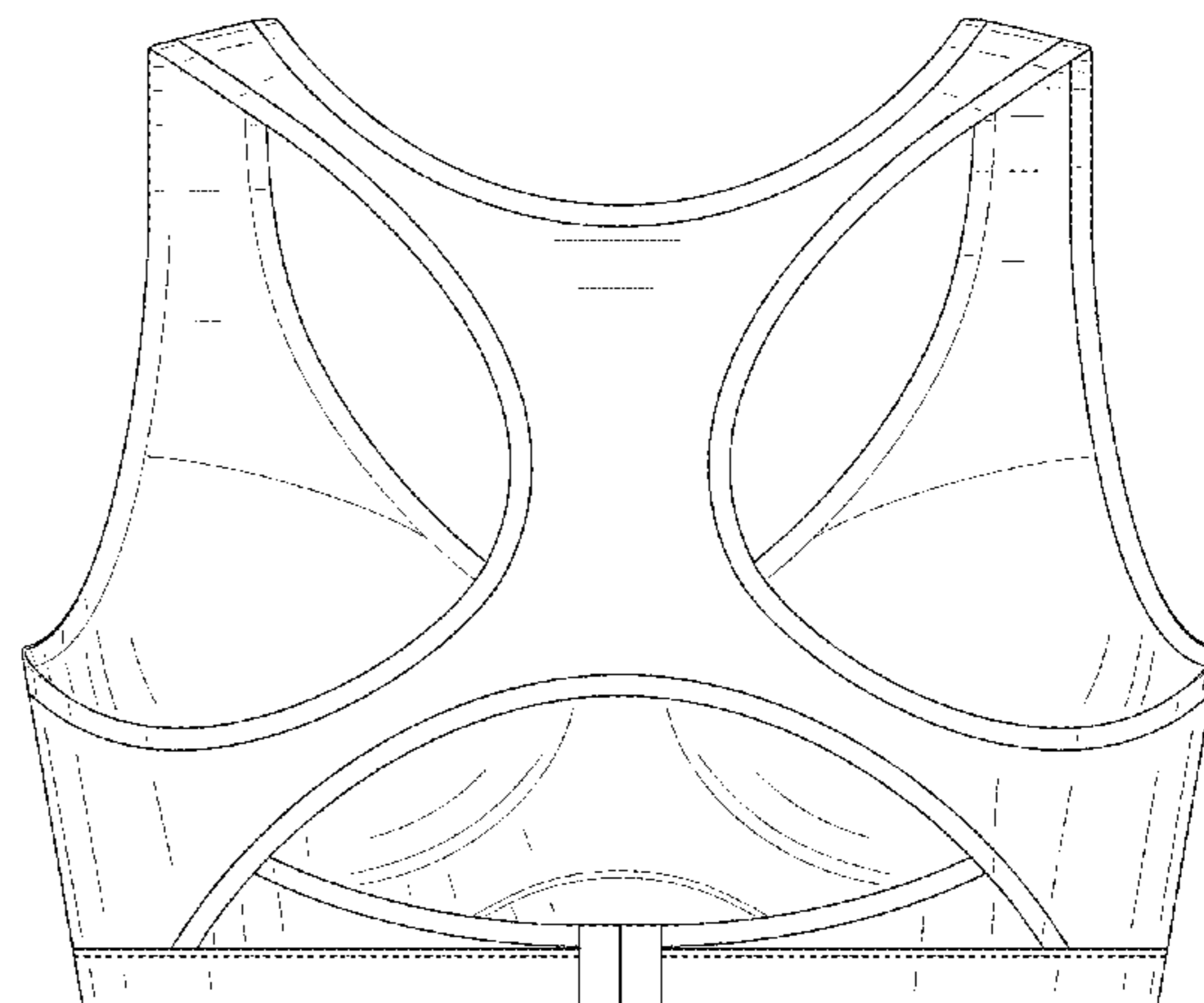
(57) **CLAIM**

The ornamental design for a brassiere, as shown and described.

**DESCRIPTION**

FIG. 1 is a front perspective view of a brassiere showing my new design;  
 FIG. 2 is a rear perspective view thereof;  
 FIG. 3 is a front view thereof;  
 FIG. 4 is a rear view thereof;  
 FIG. 5 is a right side view thereof;  
 FIG. 6 is a left side view thereof;  
 FIG. 7 is a top view thereof; and,  
 FIG. 8 is a bottom view thereof.  
 The broken line illustration in FIGS. 1-8 represents stitching.

**1 Claim, 8 Drawing Sheets**



(56)

**References Cited**

U.S. PATENT DOCUMENTS

D759,942	S *	6/2016	Martz .....	D2/708
D764,746	S *	8/2016	Randall .....	D2/706
D764,747	S *	8/2016	Castaneda Smids .....	D2/708
D765,948	S *	9/2016	McManus .....	D2/708
D786,531	S *	5/2017	Holmes .....	D2/706
D789,653	S *	6/2017	Robertson .....	D2/706
D793,028	S *	8/2017	Terrell .....	D2/706
D798,536	S *	10/2017	Holmes .....	D2/708
D800,992	S *	10/2017	Flower .....	D2/708
D804,779	S *	12/2017	Shaham .....	D2/708
D805,730	S *	12/2017	Lorett .....	D2/706
D808,114	S *	1/2018	Begrliche .....	D2/731
2003/0232573	A1	12/2003	Plew	
2008/0153388	A1	6/2008	Liu	
2012/0122370	A1 *	5/2012	Heath .....	A41C 3/0057 450/80
2013/0183885	A1	7/2013	Yamazaki et al.	
2015/0223525	A1 *	8/2015	Miller .....	A41C 3/0057 450/65
2016/0360801	A1	12/2016	Sze et al.	
2017/0055602	A1	3/2017	Abraham	
2017/0233906	A1 *	8/2017	Hwang .....	D03D 15/08 450/93

\* cited by examiner

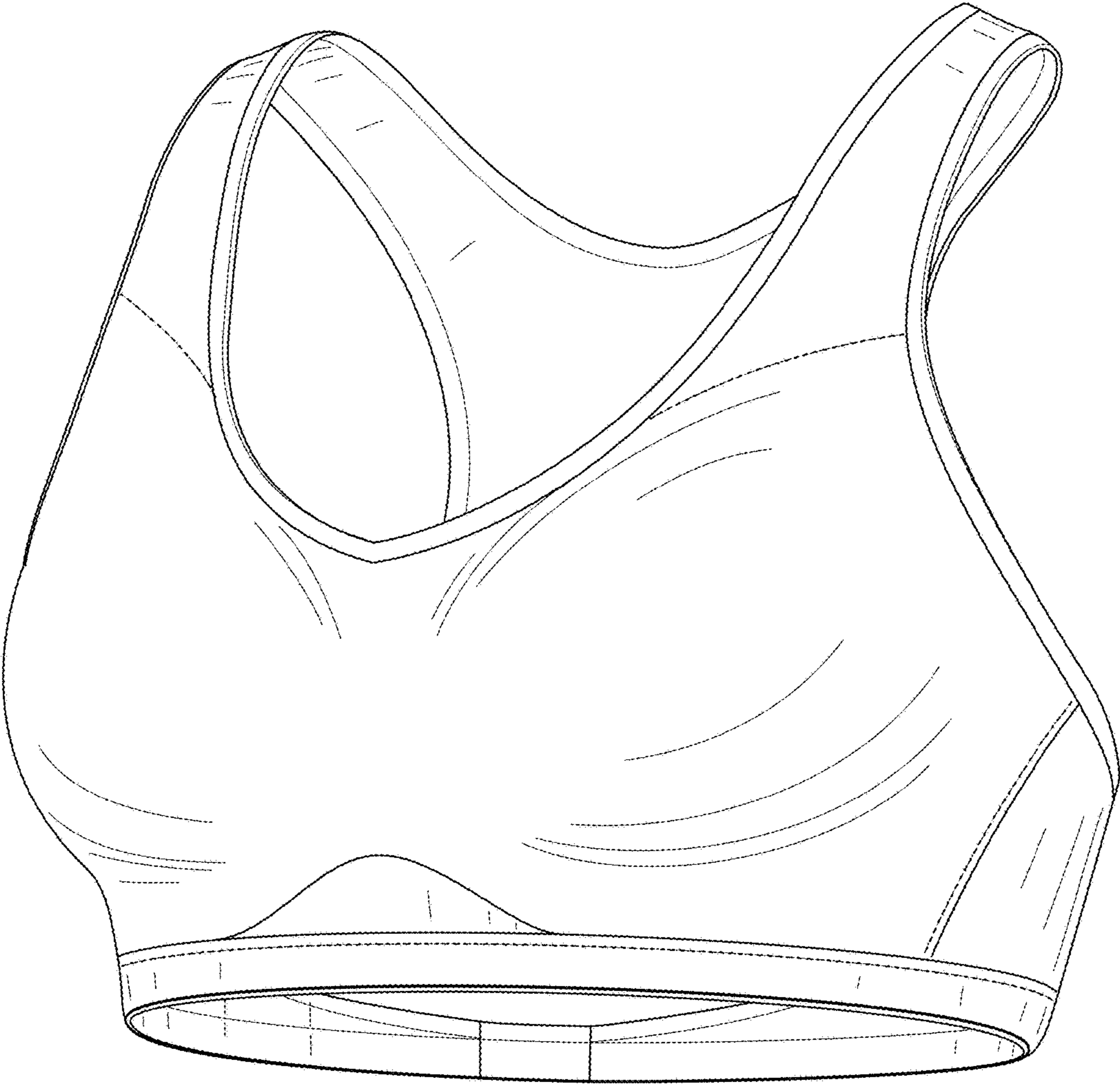


FIG. 1




FIG. 2



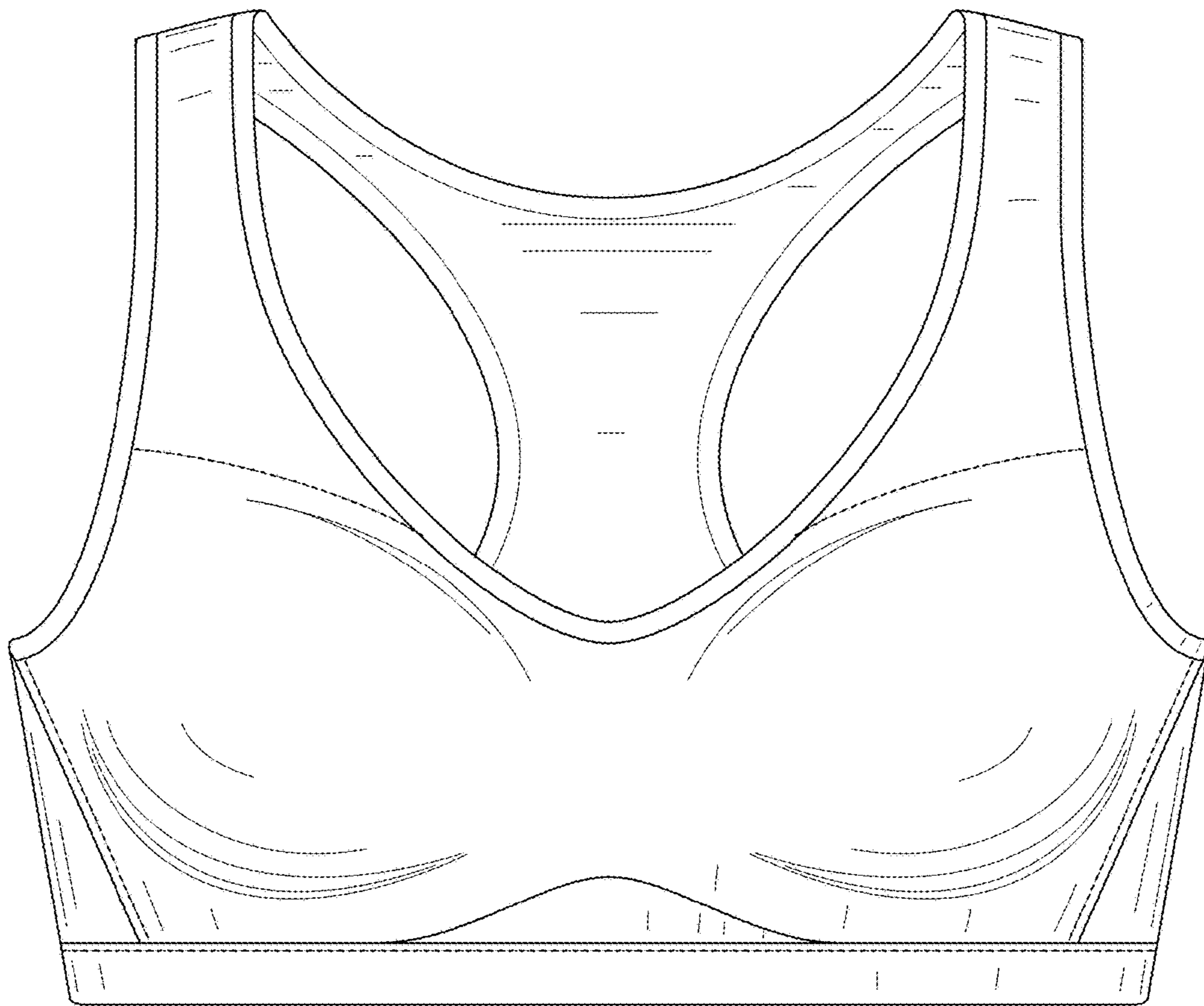


FIG. 3

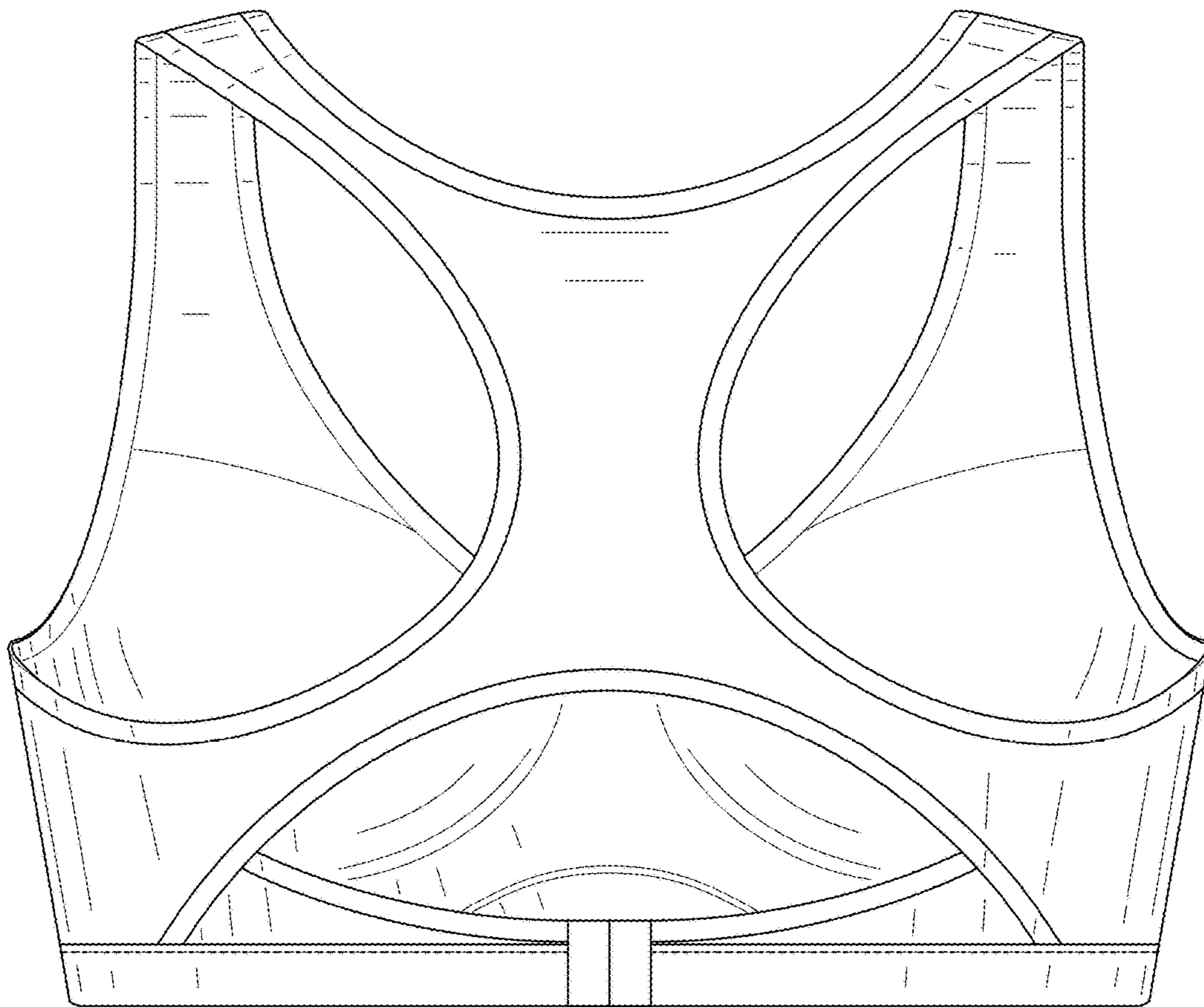
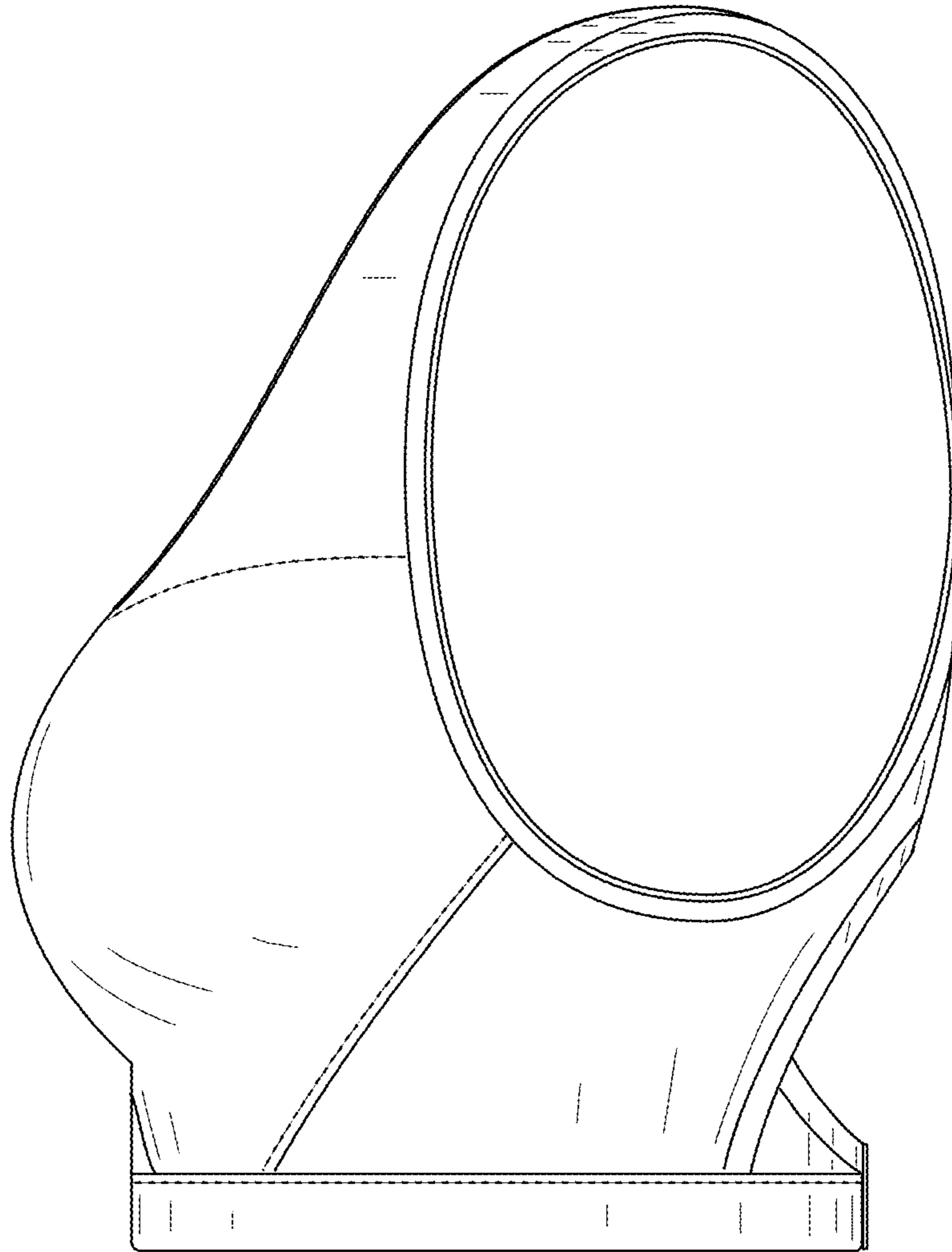
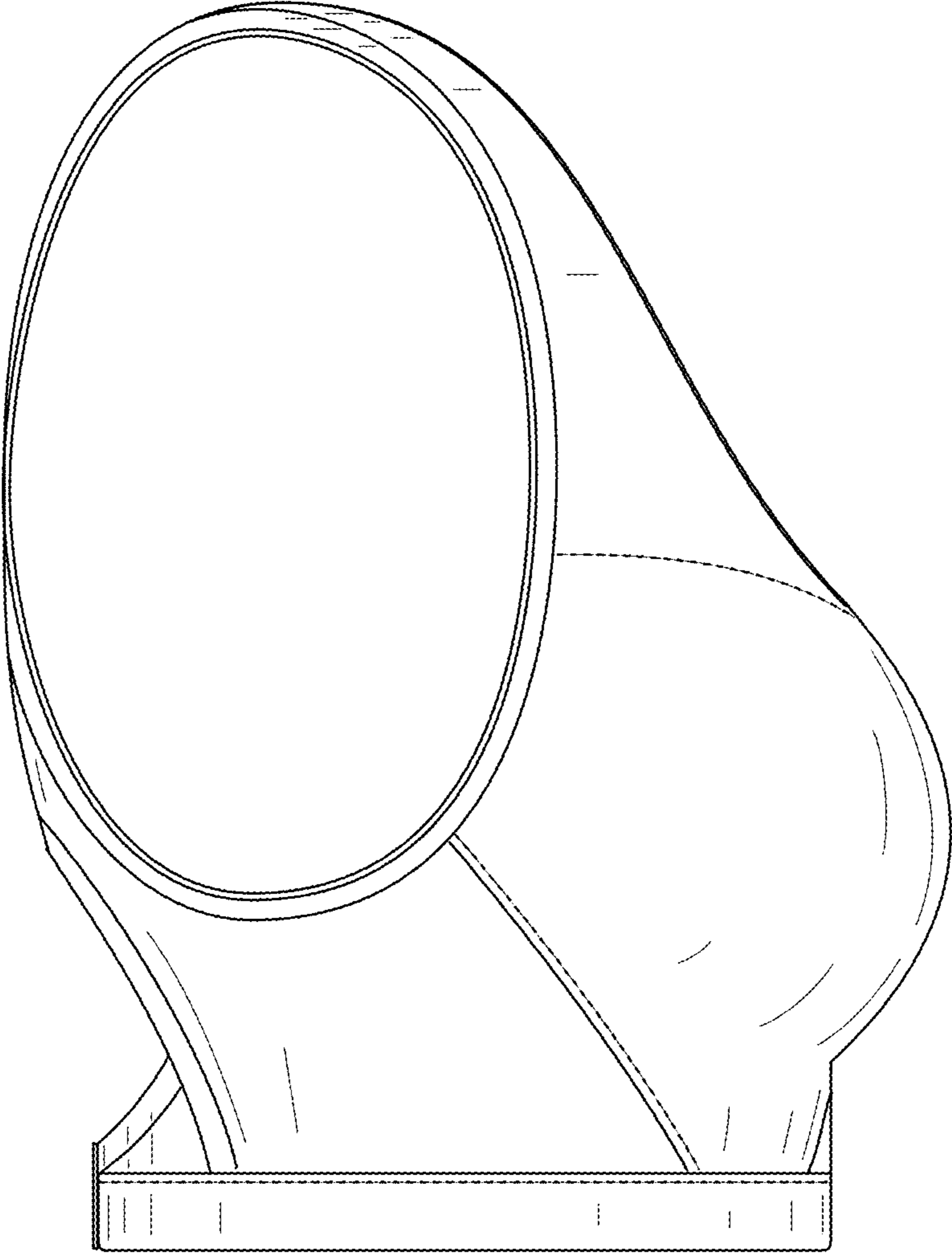


FIG. 4



**FIG. 5**



**FIG. 6**



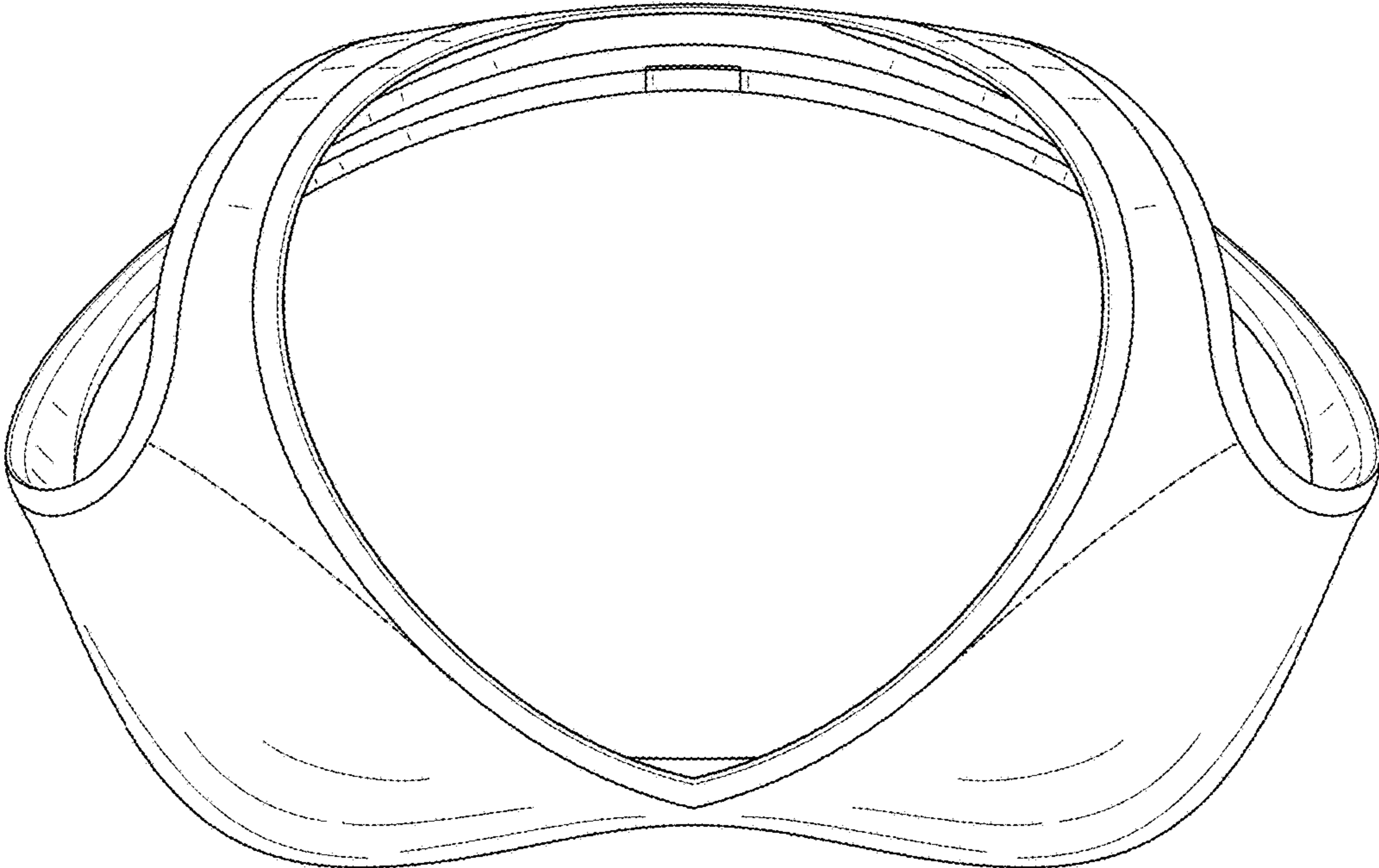
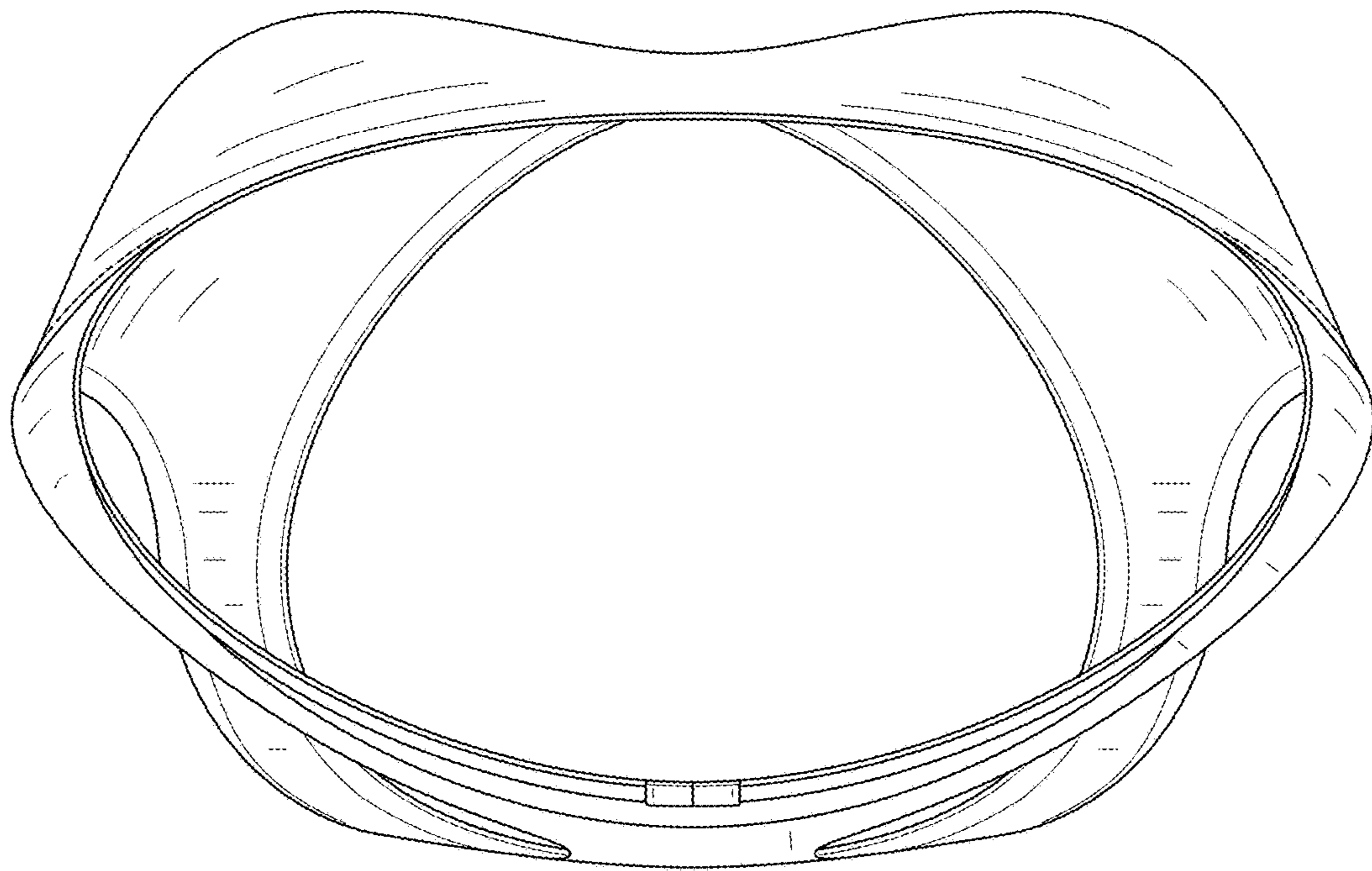


FIG. 7



**FIG. 8**