



US00D821041S

(12) **United States Design Patent**
Buesseler et al.

(10) **Patent No.:** **US D821,041 S**
(45) **Date of Patent:** **** Jun. 19, 2018**

(54) **PET TOY**
(71) Applicant: **Schoggi, Inc.**, Bozeman, MT (US)
(72) Inventors: **Josh Buessler**, Seattle, WA (US);
Jason Bloom, Bozeman, MT (US)
(**) Term: **15 Years**
(21) Appl. No.: **29/594,175**

7,600,488 B2 10/2009 Mann
D638,589 S * 5/2011 Axelrod D30/160
8,074,609 B2 12/2011 Adkins
D658,825 S 5/2012 Wolfe, Jr. et al.
8,192,776 B2 6/2012 Vardy et al.
D672,513 S * 12/2012 Wolfe, Jr. D30/160
8,701,599 B2 4/2014 Dewey et al.
9,210,912 B1 12/2015 Conde
D751,724 S * 3/2016 Nelson D24/211
D754,935 S * 4/2016 Lai D30/160

(Continued)

(22) Filed: **Feb. 16, 2017**
(51) **LOC (11) Cl.** **30-99**
(52) **U.S. Cl.**
USPC **D30/160; D30/121**
(58) **Field of Classification Search**
USPC D30/121, 160; D21/498, 713;
D24/211-212, 214; D1/106, 109, 125,
D1/199
CPC A01K 15/024; A01K 15/025; A01K
15/0246; A01K 15/027
See application file for complete search history.

OTHER PUBLICATIONS

<https://www.westpaw.com/dog-toys/puzzle/qwizl-treat-toy>; Qwizl
Treat Toy; found reference Mar. 29, 2018 but oldest review dated
May 2017.*

Primary Examiner — Cathy Anne MacCormac
(74) *Attorney, Agent, or Firm* — Antoinette M. Tease

(57) **CLAIM**

The ornamental design for a pet toy, as shown and described.

(56) **References Cited**

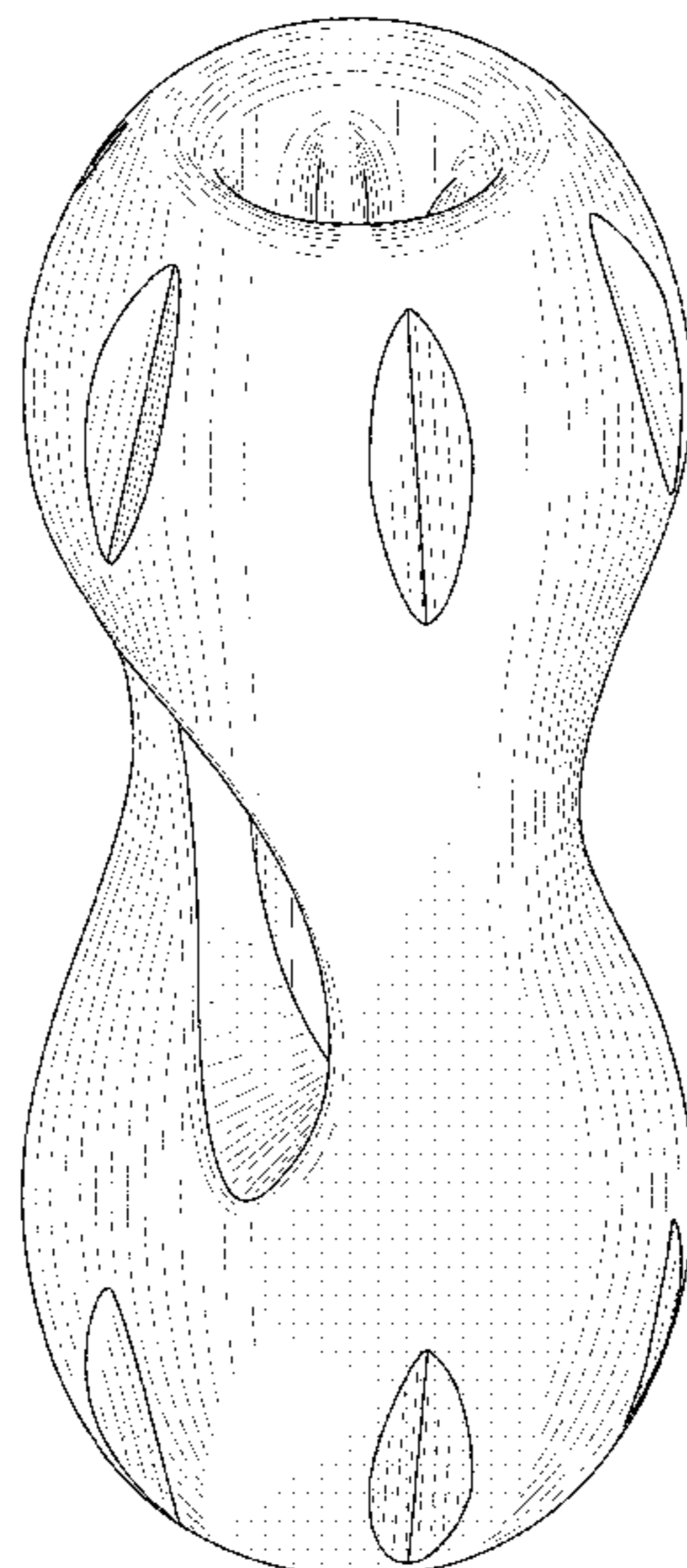
DESCRIPTION

U.S. PATENT DOCUMENTS

D188,179 S * 6/1960 Tay D30/121
3,037,500 A * 6/1962 Daugherty A61H 15/00
D24/212
D308,122 S * 5/1990 Markham D30/160
D333,937 S * 3/1993 Prosser D30/160
5,595,142 A 1/1997 Chill
D388,599 S 1/1998 Gray
5,813,366 A 9/1998 Mauldin, Jr.
5,832,877 A 11/1998 Markham
5,865,146 A * 2/1999 Markham A01K 15/026
119/707
5,947,061 A 9/1999 Markham et al.
7,032,541 B1 4/2006 Tsengas
7,234,420 B1 6/2007 Tsengas
D546,402 S * 7/2007 Sonnier D21/662
D579,157 S * 10/2008 Edwards D30/160

FIG. 1 is a perspective view of a pet toy showing my new design.
FIG. 2 is a front view of a pet toy showing my new design.
FIG. 3 is a rear view of a pet toy showing my new design.
FIG. 4 is a left side view of a pet toy showing my new design.
FIG. 5 is a right side view of a pet toy showing my new design.
FIG. 6 is a top view of a pet toy showing my new design;
and,
FIG. 7 is a bottom view of a pet toy showing my new design.
The broken lines depict environmental subject matter and form no part of the claimed design.

1 Claim, 6 Drawing Sheets



(56)

References Cited

U.S. PATENT DOCUMENTS

9,307,746	B2 *	4/2016	Kellogg	A01K 15/026
D760,451	S *	6/2016	Harvey	D30/160
9,370,168	B2	6/2016	Dewey et al.		
D762,928	S *	8/2016	Lai	D30/160
D777,999	S *	1/2017	McAnulty	D30/160
9,596,831	B2 *	3/2017	Christensen	A01K 15/026
D809,218	S *	1/2018	Yijie	D30/160
D812,820	S *	3/2018	Bolter	D30/121
2005/0045115	A1	3/2005	Mann		
2008/0141948	A1 *	6/2008	Renforth	A01K 15/026 119/710
2009/0078214	A1	3/2009	Mann		
2011/0156307	A1	6/2011	Vardy et al.		
2013/0152871	A1	6/2013	Dewey et al.		
2014/0224184	A1	8/2014	Dewey et al.		
2016/0081304	A1	3/2016	Nielsen et al.		

* cited by examiner

FIG. 1

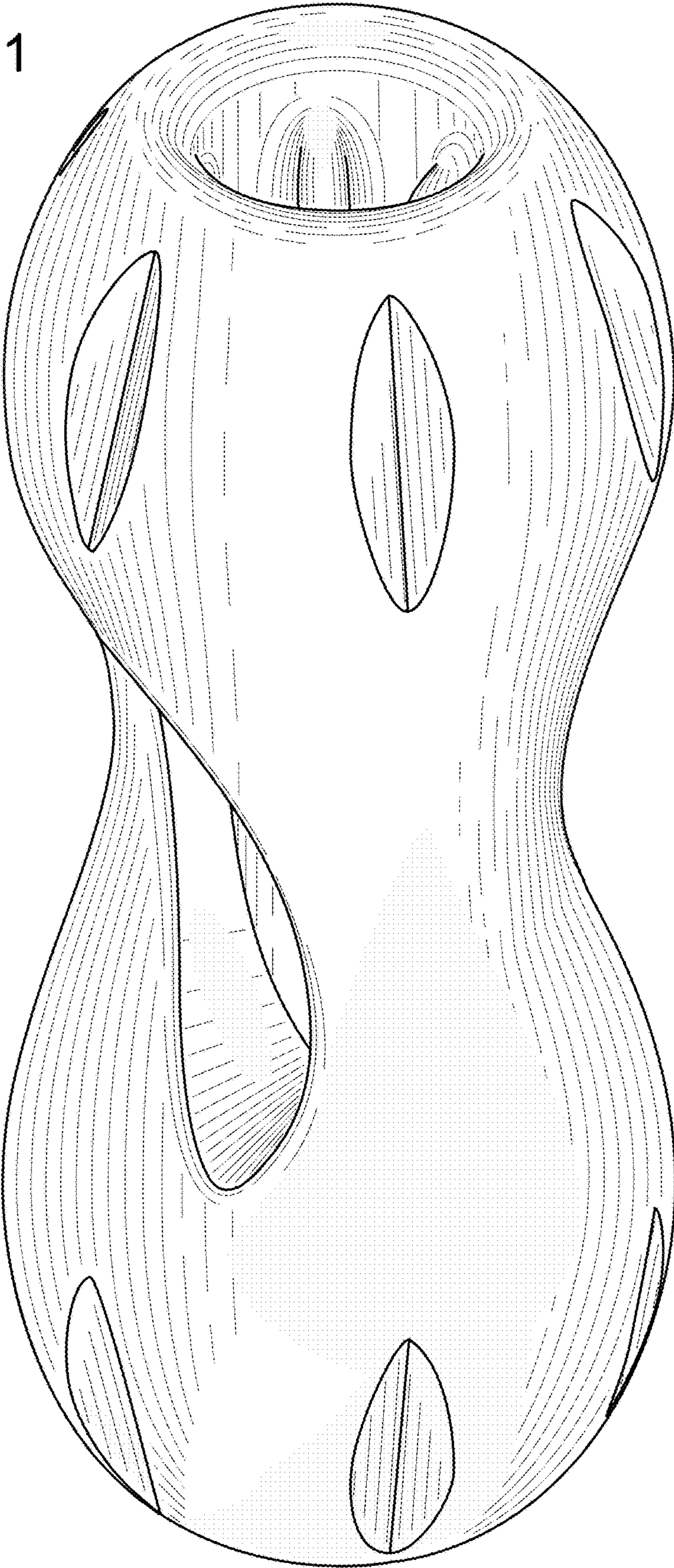


FIG. 2

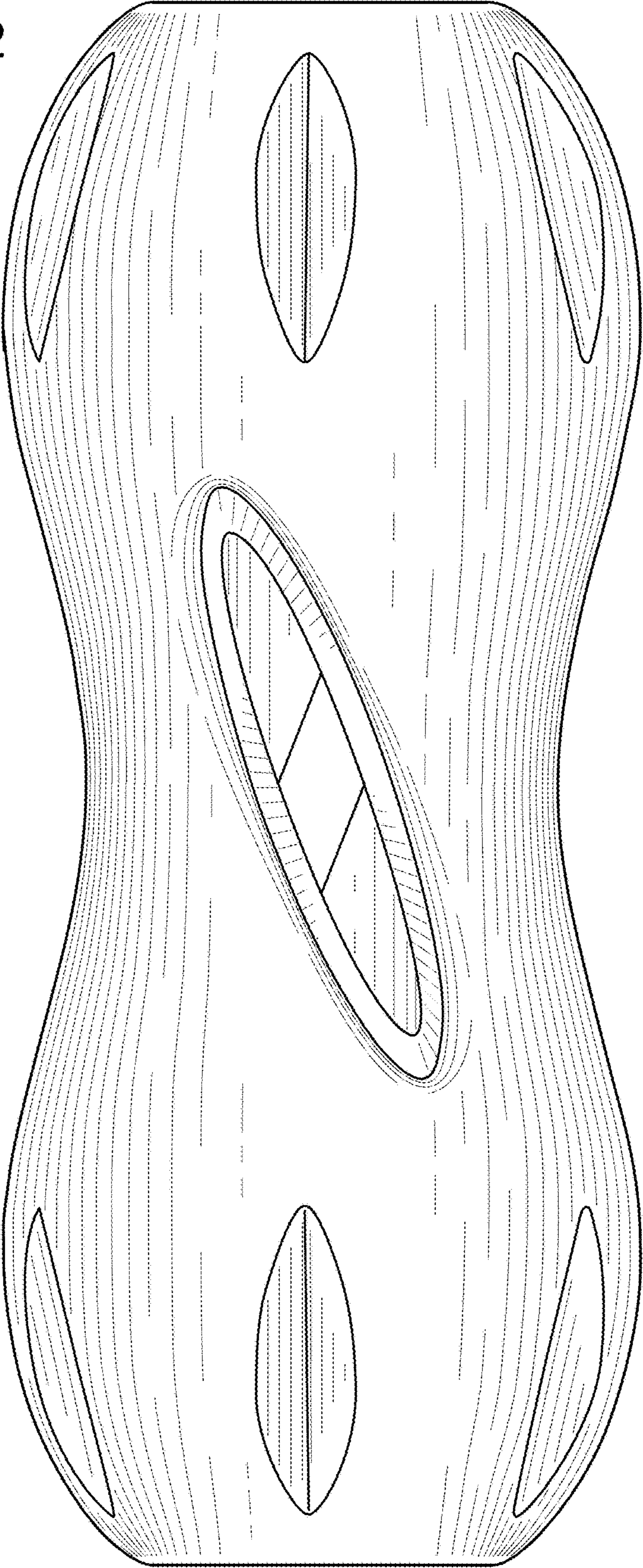


FIG. 3

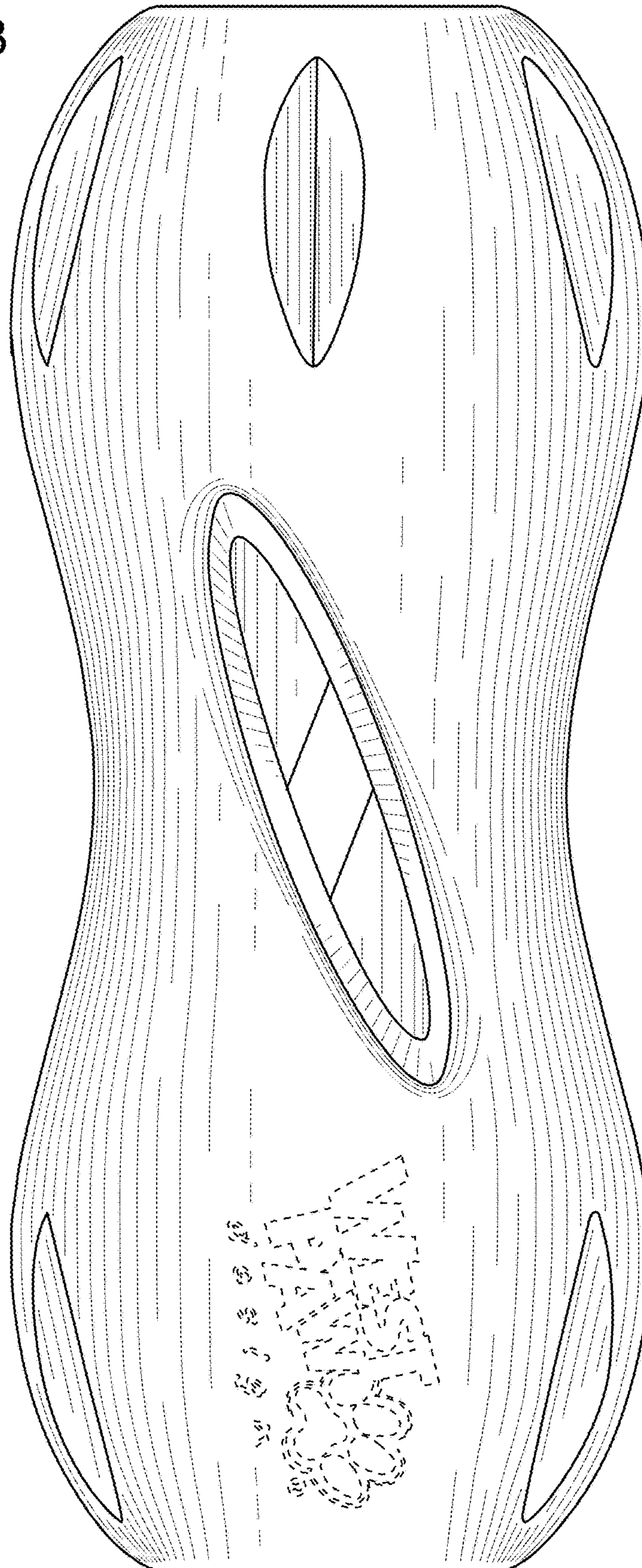


FIG. 4

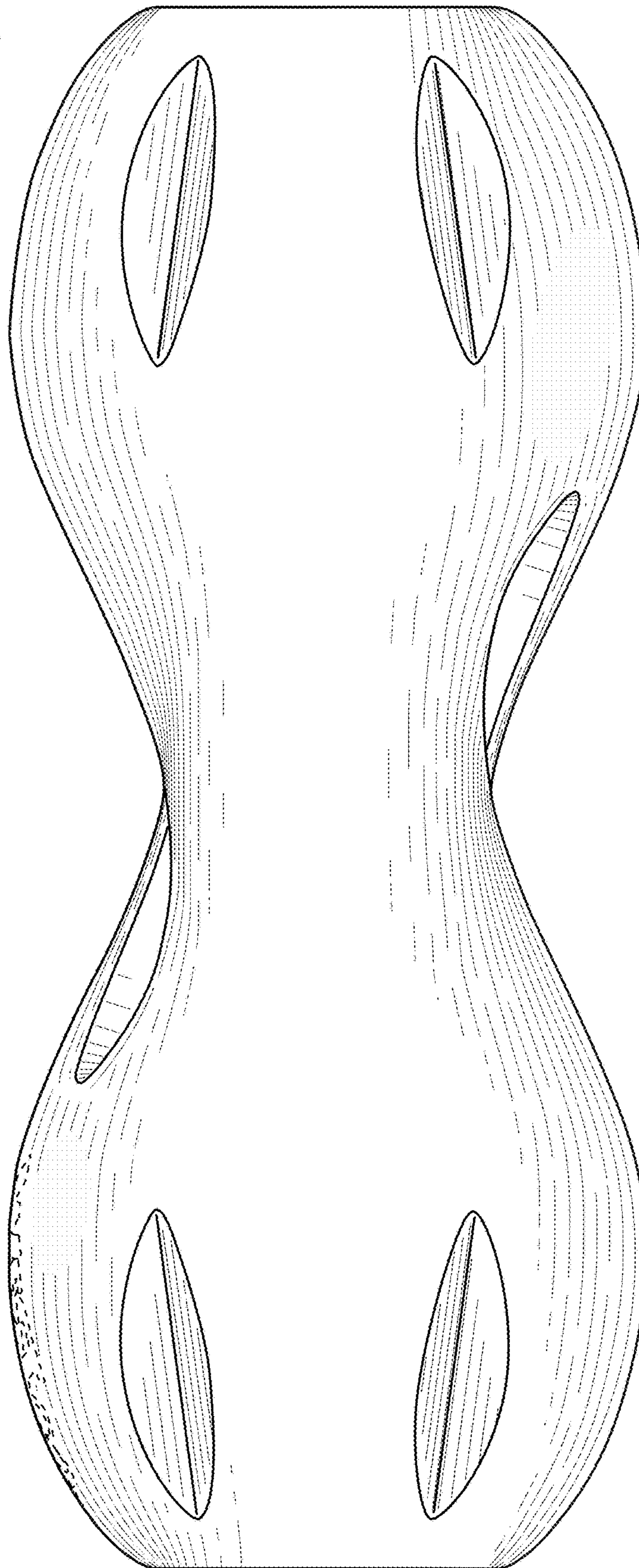


FIG. 5

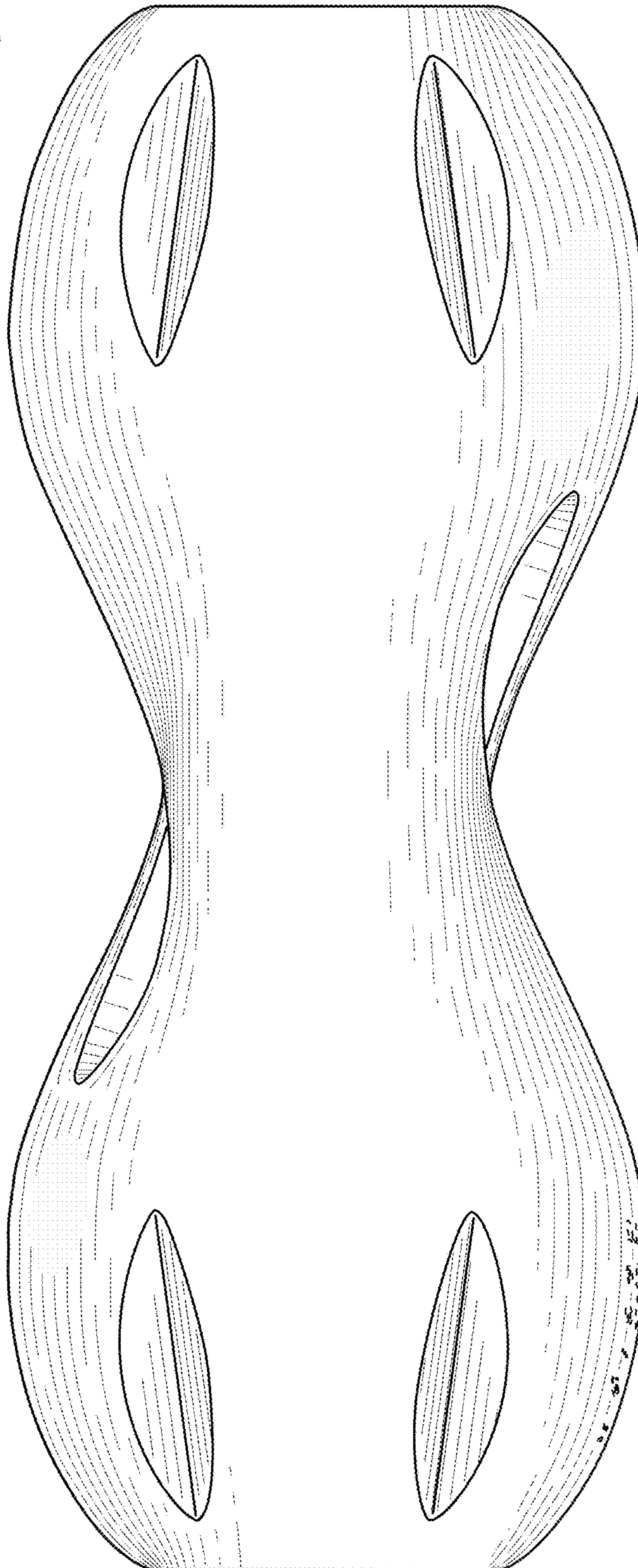


FIG. 6

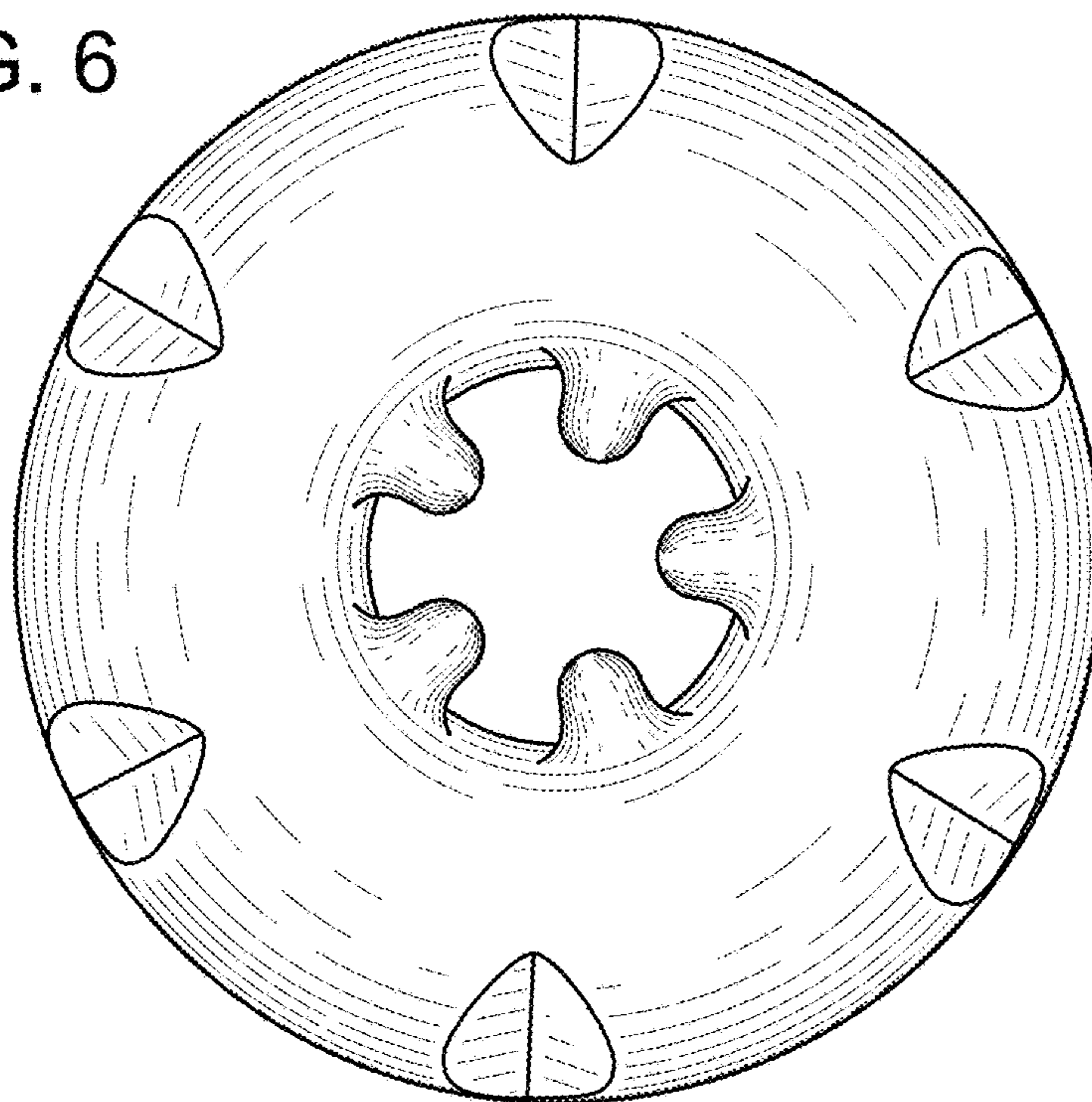


FIG. 7

