



US00D821038S

(12) **United States Design Patent** (10) **Patent No.:** **US D821,038 S**
Rathman et al. (45) **Date of Patent:** **** Jun. 19, 2018**

(54) **PET KENNEL FURNITURE**
(71) Applicant: **B&B Kustom Kennels, LLC**, Parker, CO (US)

D483,156 S * 12/2003 Simpson D30/108
D519,685 S * 4/2006 Scarpaci D30/108
7,234,415 B2 * 6/2007 Dietz A01K 1/033
119/28.5

(Continued)

(72) Inventors: **Bethany Rathman**, Parker, CO (US);
Brody Rathman, Parker, CO (US)

FOREIGN PATENT DOCUMENTS

(73) Assignee: **B&B Kustom Kennels, LLC**, Parker, CO (US)

GR 6004204-0001 * 9/2017
GR 6004204-0003 * 9/2017

(Continued)

(**) Term: **15 Years**

OTHER PUBLICATIONS

(21) Appl. No.: **29/558,767**

<https://bbkustomkennels.com/> uploaded Jul. 2016 (Year: 2016).*

(22) Filed: **Mar. 21, 2016**

Primary Examiner — Susan Bennett Hattan

Assistant Examiner — Leanne Was-Englehart

(51) **LOC (11) Cl.** **30-02**

(74) *Attorney, Agent, or Firm* — Trenner Law Firm, LLC;
Mark D. Trenner

(52) **U.S. Cl.**

USPC **D30/114; D6/657**

(58) **Field of Classification Search**

USPC D30/108, 116, 109, 112–114, 118, 119,
D30/161, 199; D6/657, 671, 671.1, 382,
D6/383, 390, 672

CPC A01K 1/02; A01K 1/03; A01K 1/0218;
A01K 1/035; A01K 1/0005; A01K 1/033;
A01K 1/034; A01K 1/0107; A01K
1/0353; A01K 31/06; E05D 15/06

See application file for complete search history.

(57) **CLAIM**

The ornamental design for pet kennel furniture, substantially as shown.

DESCRIPTION

FIG. 1 is a top perspective view of a pet kennel furniture; FIG. 2 is a front view of the design corresponding to FIG. 1; FIG. 3 is a back view of the design corresponding to FIG. 1; FIG. 4 is a right-side view of the design corresponding to FIG. 1; FIG. 5 is a left-side view of the design corresponding to FIG. 1; and FIG. 6 is a bottom view of the design corresponding to FIG. 1; FIG. 7 is a top view of the design corresponding to FIG. 1; and,

FIG. 8 is a bottom perspective view of the design corresponding to FIG. 1.

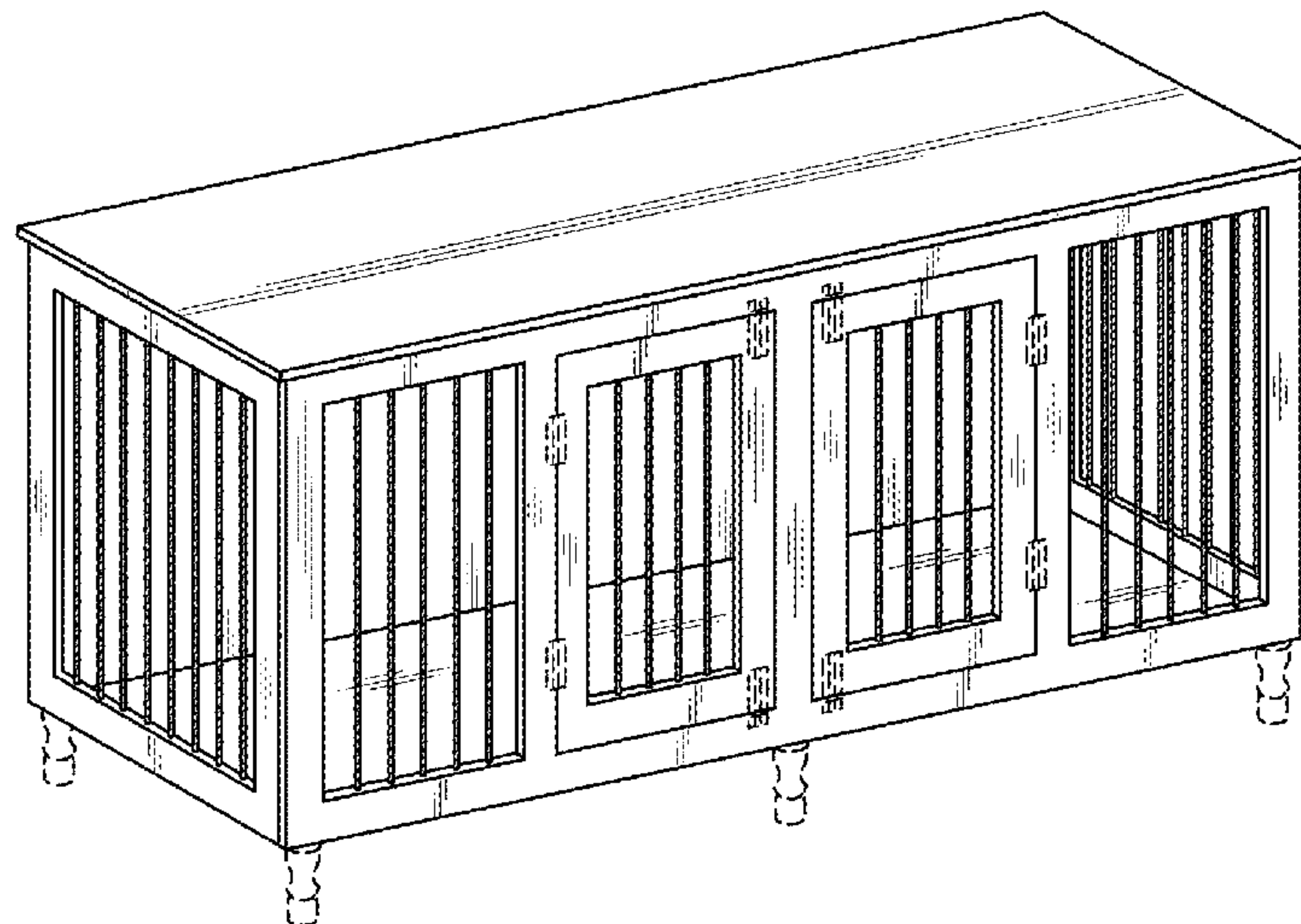
The broken lines depict environmental subject matter and form no part of the claimed design.

(56) **References Cited**

U.S. PATENT DOCUMENTS

D176,930 S * 2/1956 Saba 5/93.1
D211,774 S * 7/1968 Verner et al. D6/388
D274,152 S * 6/1984 Fleming D30/116
D320,516 S * 10/1991 Grey D6/671.1
D330,274 S * 10/1992 Smith D12/413
D360,491 S * 7/1995 Campbell D30/108
D432,818 S * 10/2000 Hutton D6/671.1
6,286,458 B1 * 9/2001 Rawson A01K 1/0107
119/161

1 Claim, 7 Drawing Sheets



(56)

References Cited

U.S. PATENT DOCUMENTS

D554,389	S *	11/2007	Pierce	D30/108
D569,053	S *	5/2008	Lee	D30/161
D582,610	S *	12/2008	Warman	D30/108
D609,407	S *	2/2010	Henley	D30/112
7,681,533	B2	3/2010	Dietz		
D616,617	S *	5/2010	Cirincione	D30/161
D640,837	S *	6/2011	Henley	D30/108
7,997,234	B1 *	8/2011	Hughey	A01K 1/034
					119/496
D650,953	S *	12/2011	Lee	D30/161
D704,901	S *	5/2014	Diskin	D30/108
D723,225	S *	2/2015	Lee	D30/108
2002/0152969	A1 *	10/2002	Grigsby	A01K 61/00
					119/230
2006/0112897	A1 *	6/2006	Moore	A01K 31/06
					119/482
2007/0089683	A1 *	4/2007	Roberts	A01K 1/03
					119/477
2009/0031964	A1 *	2/2009	Proxmire	A01K 1/035
					119/484
2017/0097169	A1 *	4/2017	Azevedo	F24F 11/0034
2017/0188538	A1 *	7/2017	Rathman	A01K 1/0005

FOREIGN PATENT DOCUMENTS

JP	D1059881	*	2/2000
WO	2008082376		7/2008

* cited by examiner

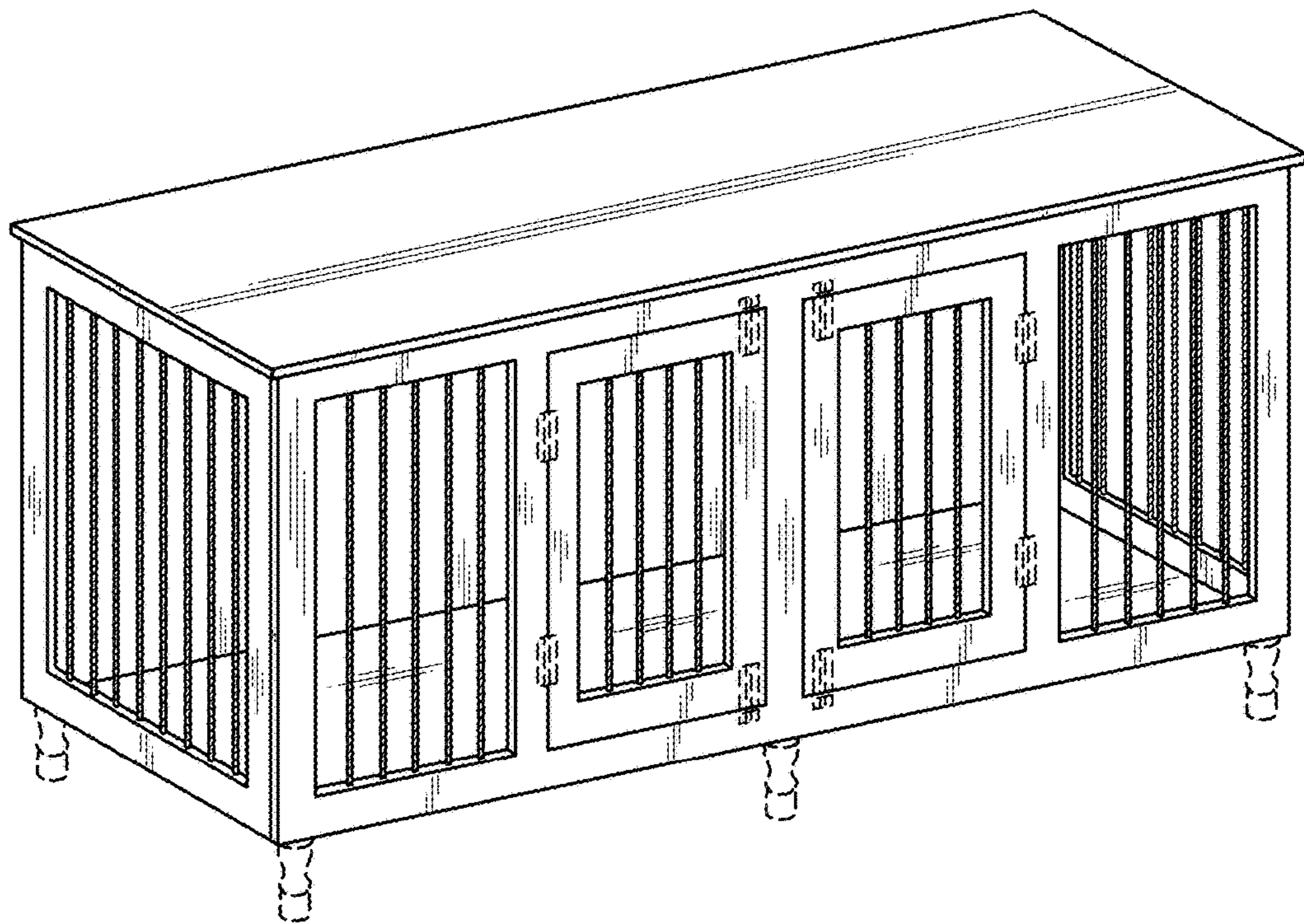


FIG. 1

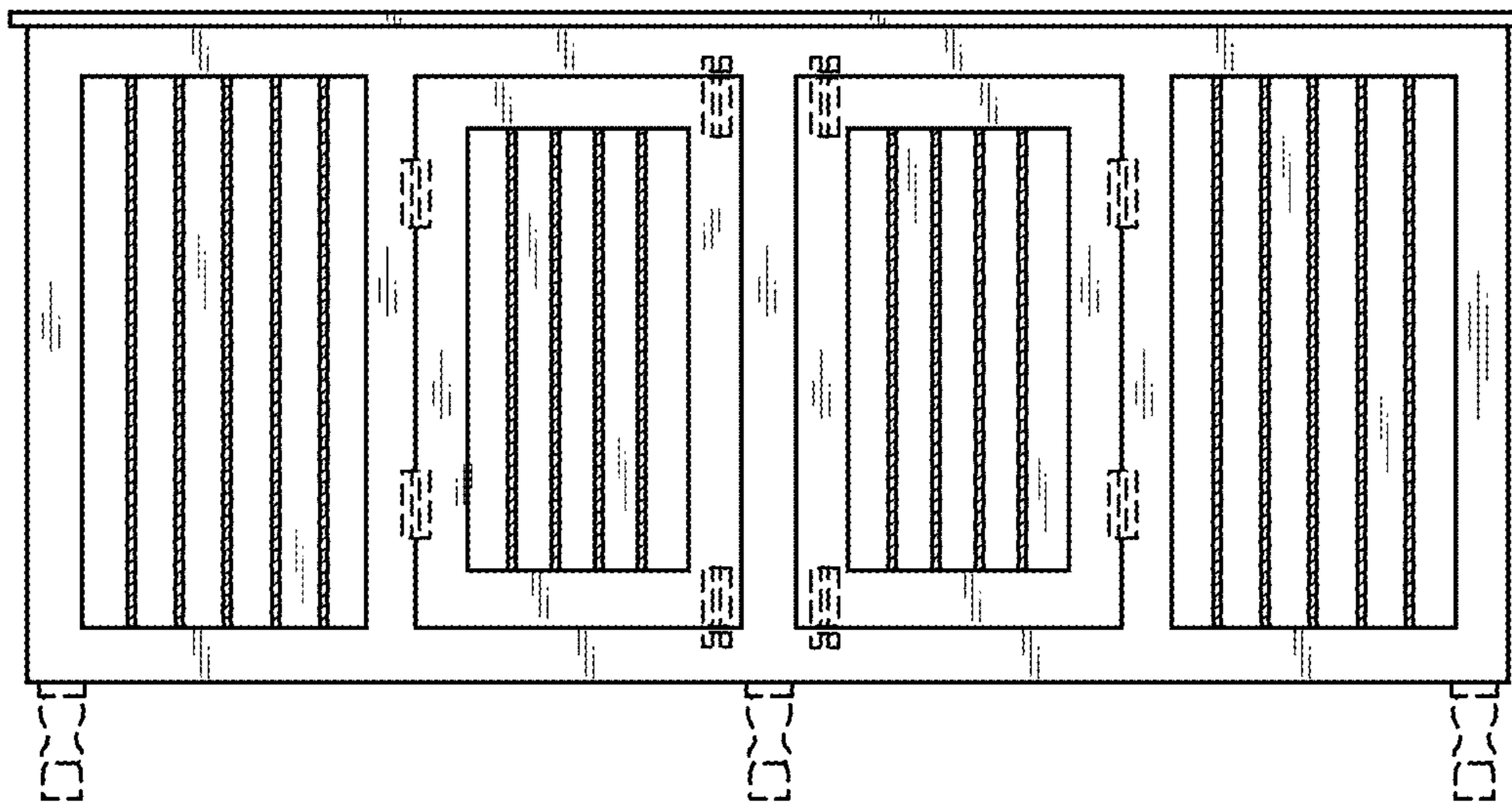


FIG. 2

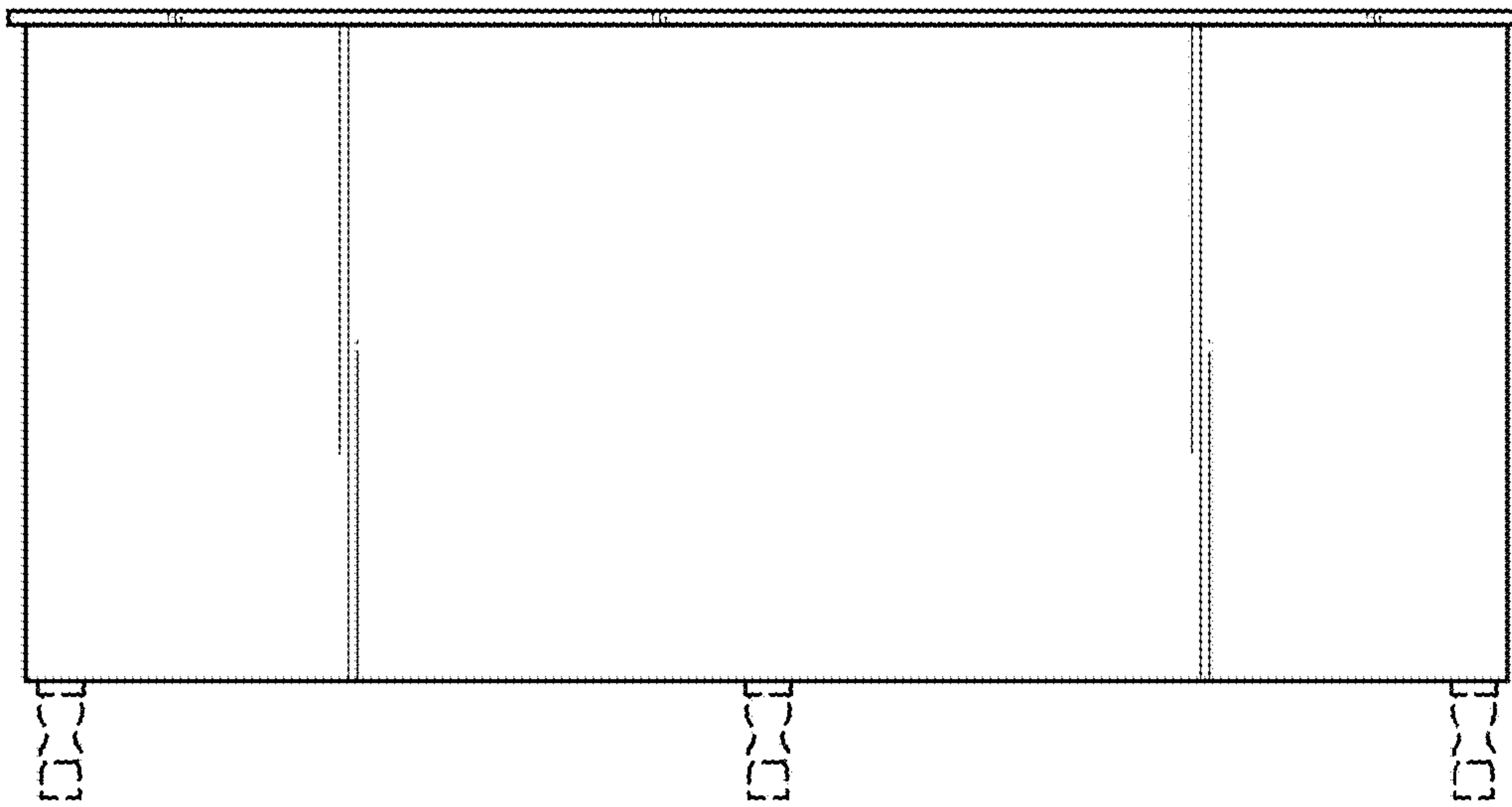


FIG. 3

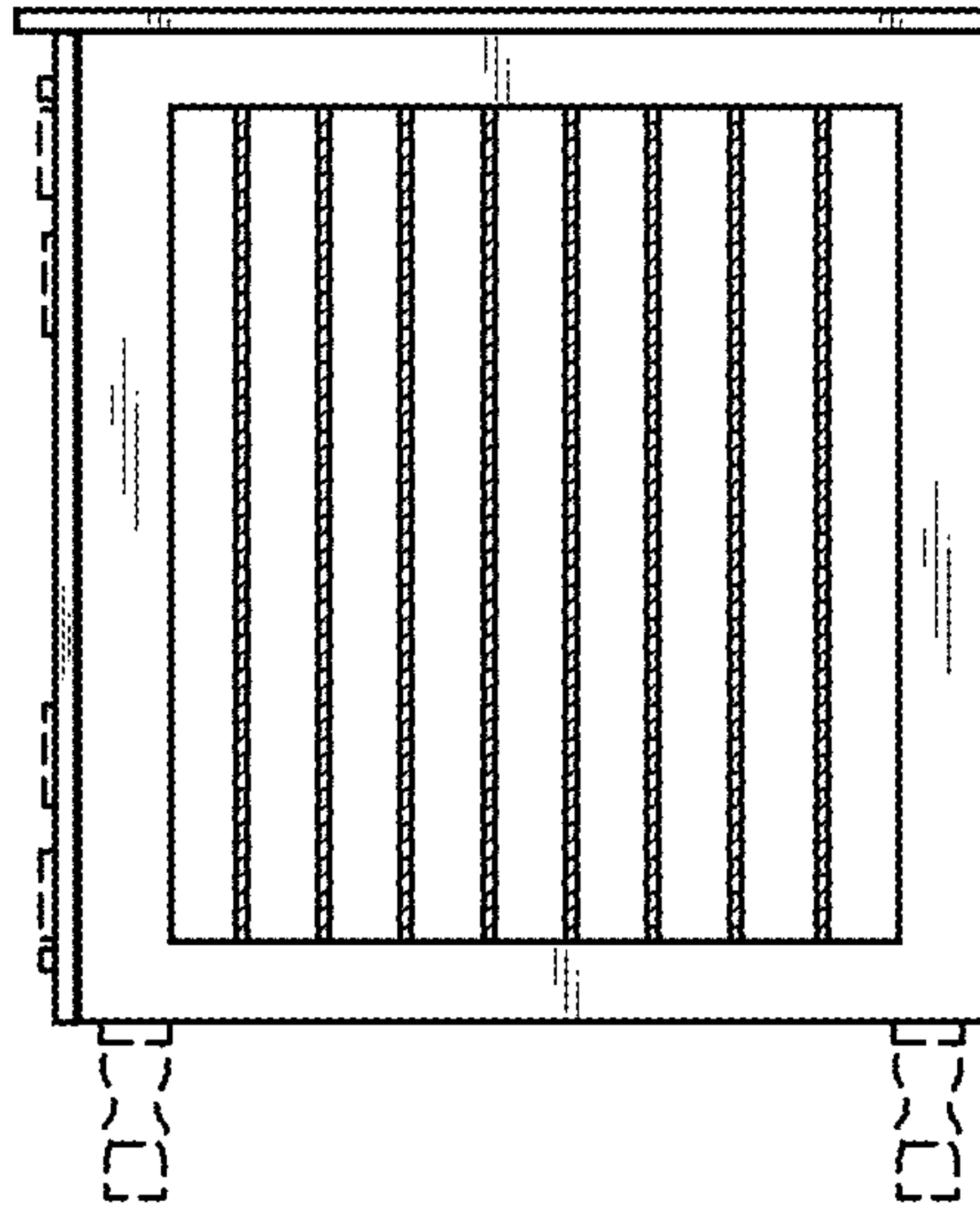


FIG. 4

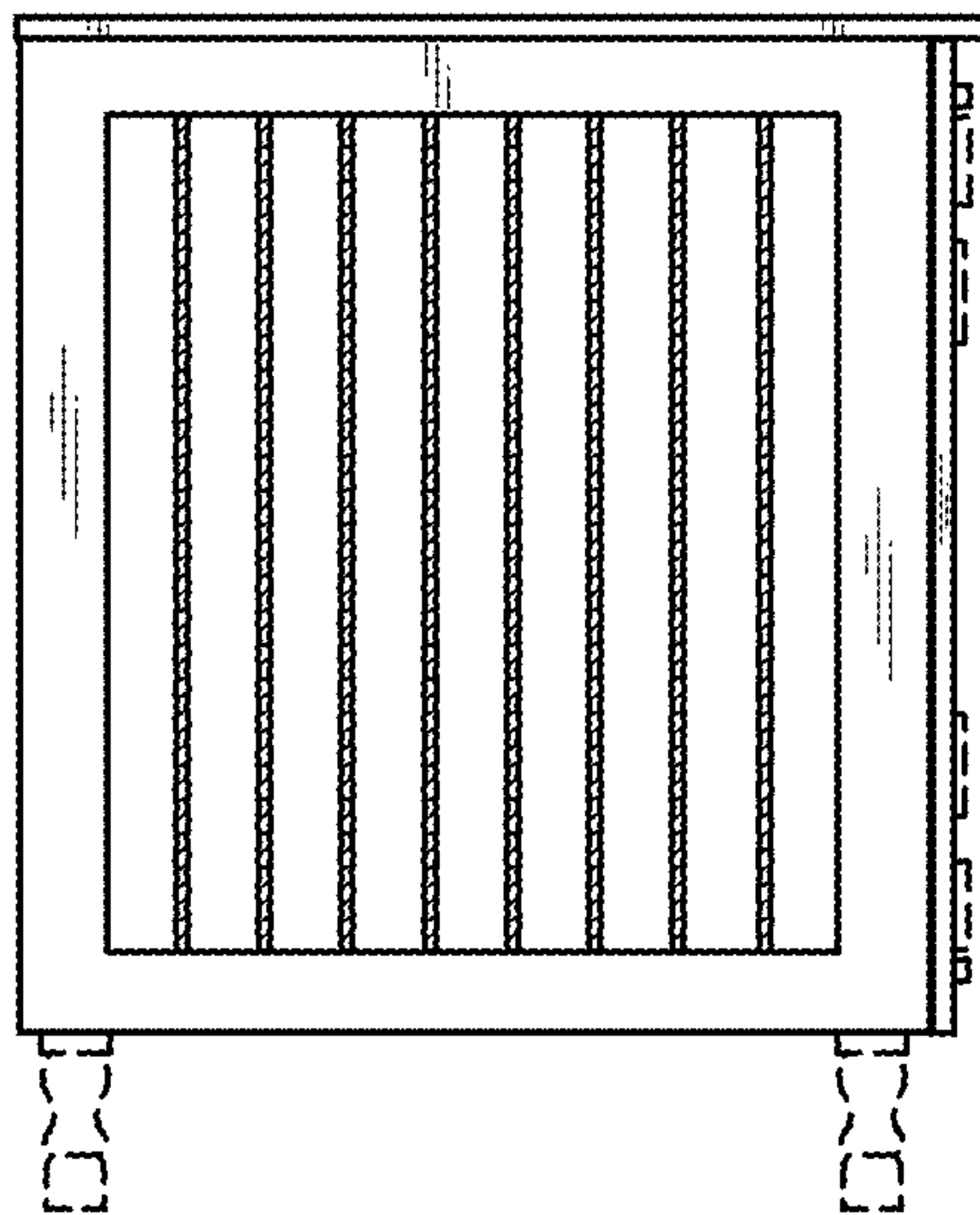


FIG. 5

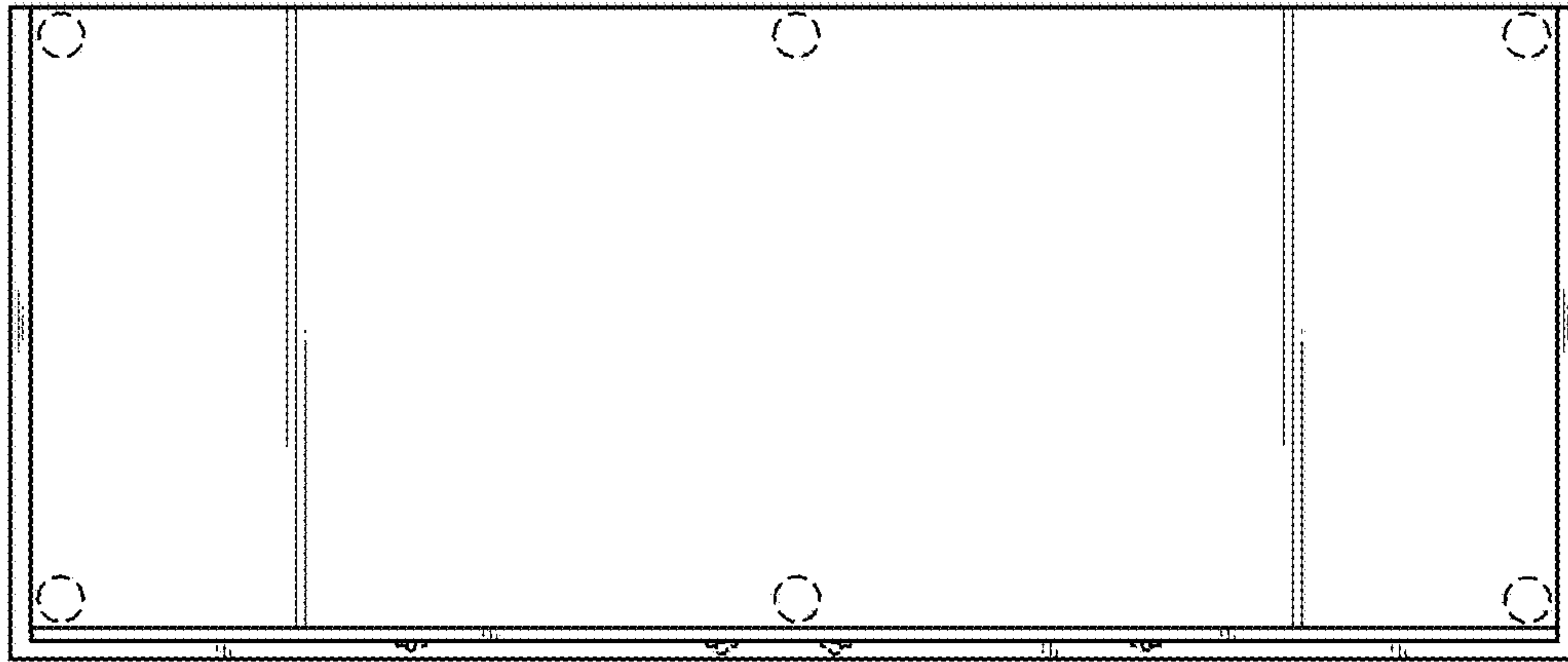


FIG. 6




FIG. 7

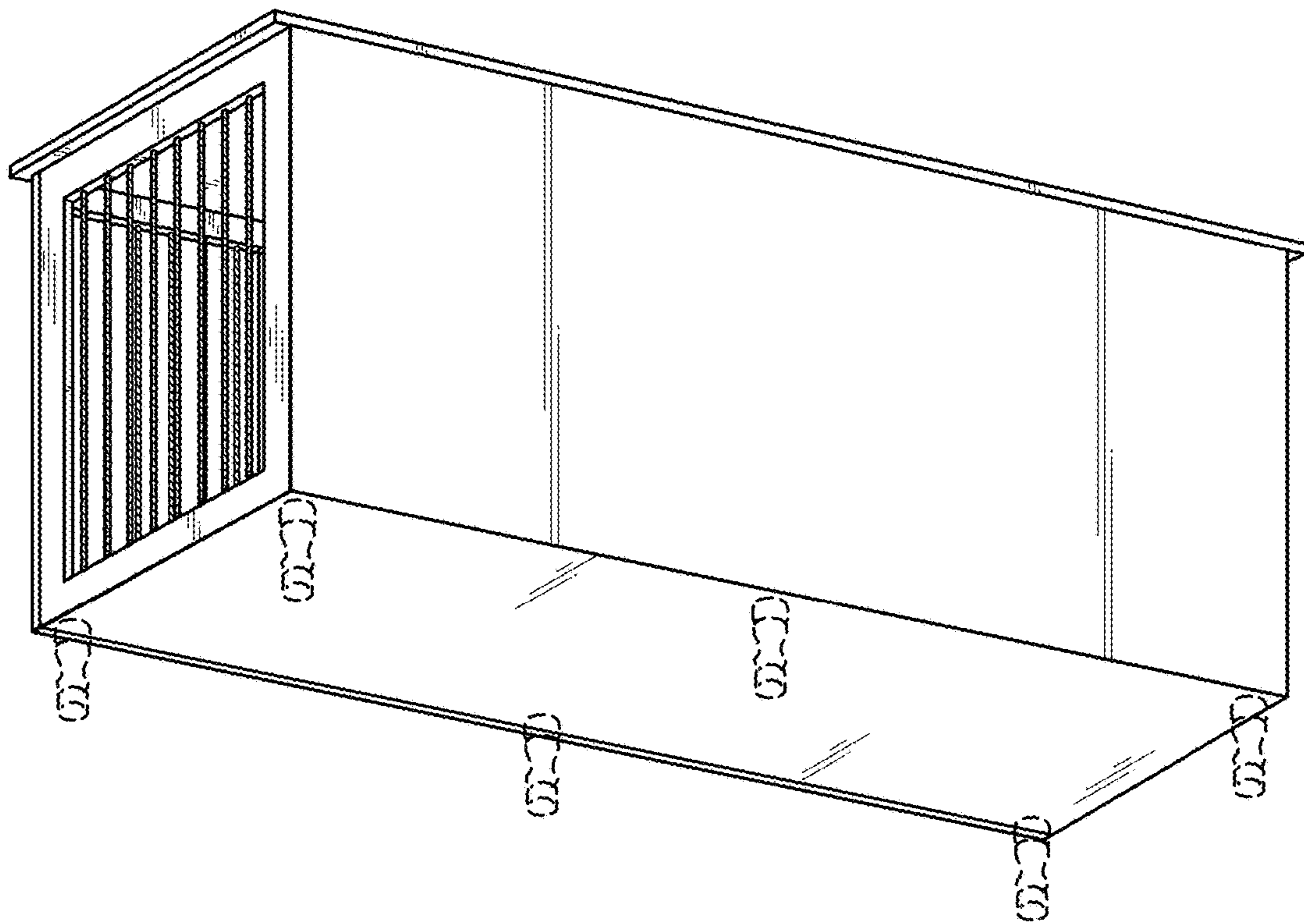


FIG. 8