



US00D821004S

(12) **United States Design Patent**
Kanai

(10) **Patent No.:** **US D821,004 S**
(45) **Date of Patent:** **** Jun. 19, 2018**

(54) **FRONT COMBINATION LAMP FOR AN AUTOMOBILE**

(71) Applicant: **HONDA MOTOR CO., LTD.**, Tokyo (JP)

(72) Inventor: **Norishige Kanai**, Wako (JP)

(73) Assignee: **HONDA MOTOR CO., LTD.**, Tokyo (JP)

(**) Term: **15 Years**

(21) Appl. No.: **29/602,154**

(22) Filed: **Apr. 28, 2017**

(30) **Foreign Application Priority Data**

Nov. 4, 2016 (JP) 2016-024009

(51) **LOC (11) Cl.** **26-06**

(52) **U.S. Cl.**
USPC **D26/28**

(58) **Field of Classification Search**
USPC D26/28-36; 362/80-83, 267-269,
362/459-468, 475-478, 485-487
CPC F21S 48/00; F21S 48/10; F21S 48/115;
F21S 48/1233; F21S 48/1266; F21S
48/1388; F21S 48/2268; F21V 21/04

See application file for complete search history.

(56) **References Cited**

U.S. PATENT DOCUMENTS

D578,676 S *	10/2008	Smock	D26/28
D662,635 S *	6/2012	Sato	D26/28
D685,117 S *	6/2013	Cogswell	D26/28
D708,769 S *	7/2014	Badstuebner	D26/28
D710,522 S *	8/2014	Kwon	D26/28
D714,977 S *	10/2014	Lee	D26/28

* cited by examiner

Primary Examiner — Marcus Jackson

(74) *Attorney, Agent, or Firm* — Westerman, Hattori, Daniels & Adrian, LLP

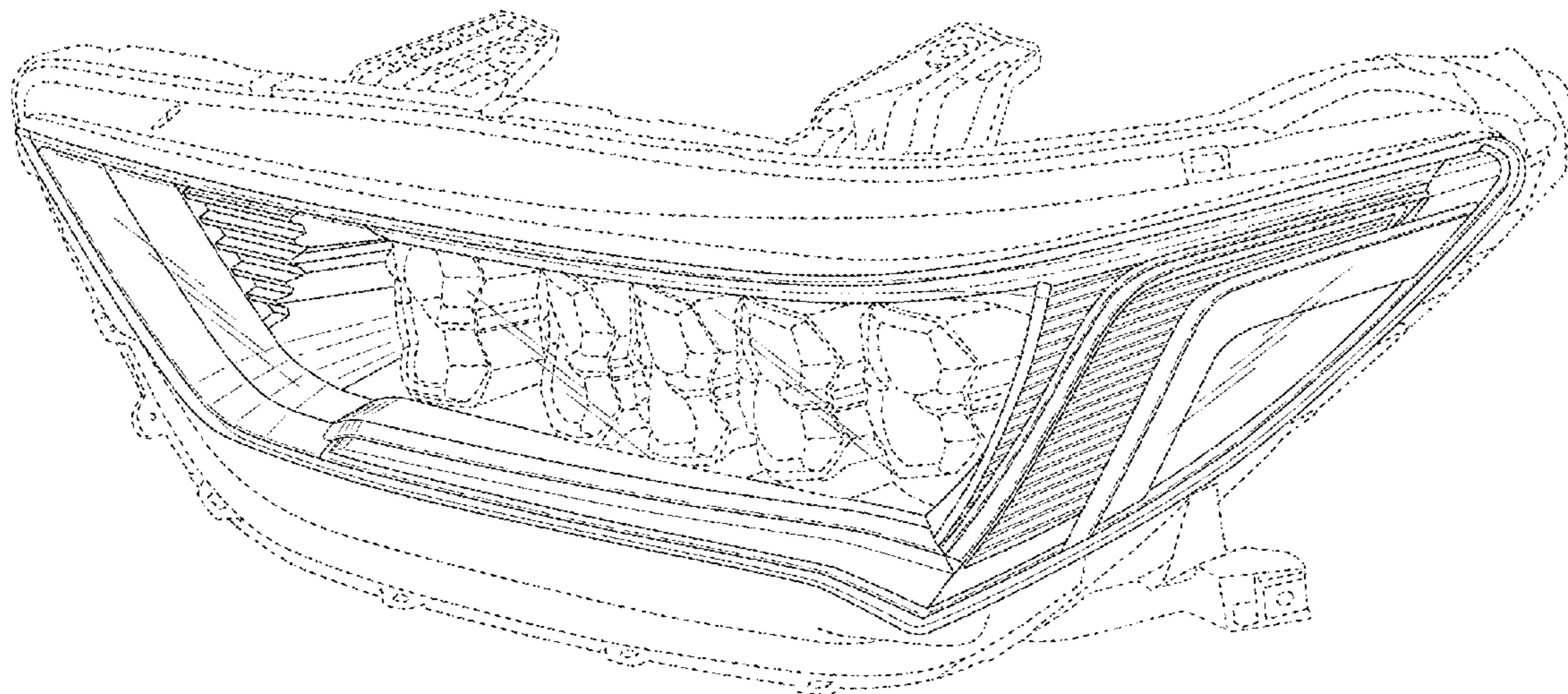
(57) **CLAIM**

The ornamental design for a front combination lamp for an automobile, as shown and described.

DESCRIPTION

FIG. 1 is a front side perspective view of a front combination lamp for an automobile;
FIG. 2 is a front view thereof;
FIG. 3 is a top plan view thereof; and,
FIG. 4 is a right side view thereof.
The broken lines in the drawings illustrate portions of the front combination lamp for an automobile that form no part of the claimed design.

1 Claim, 4 Drawing Sheets



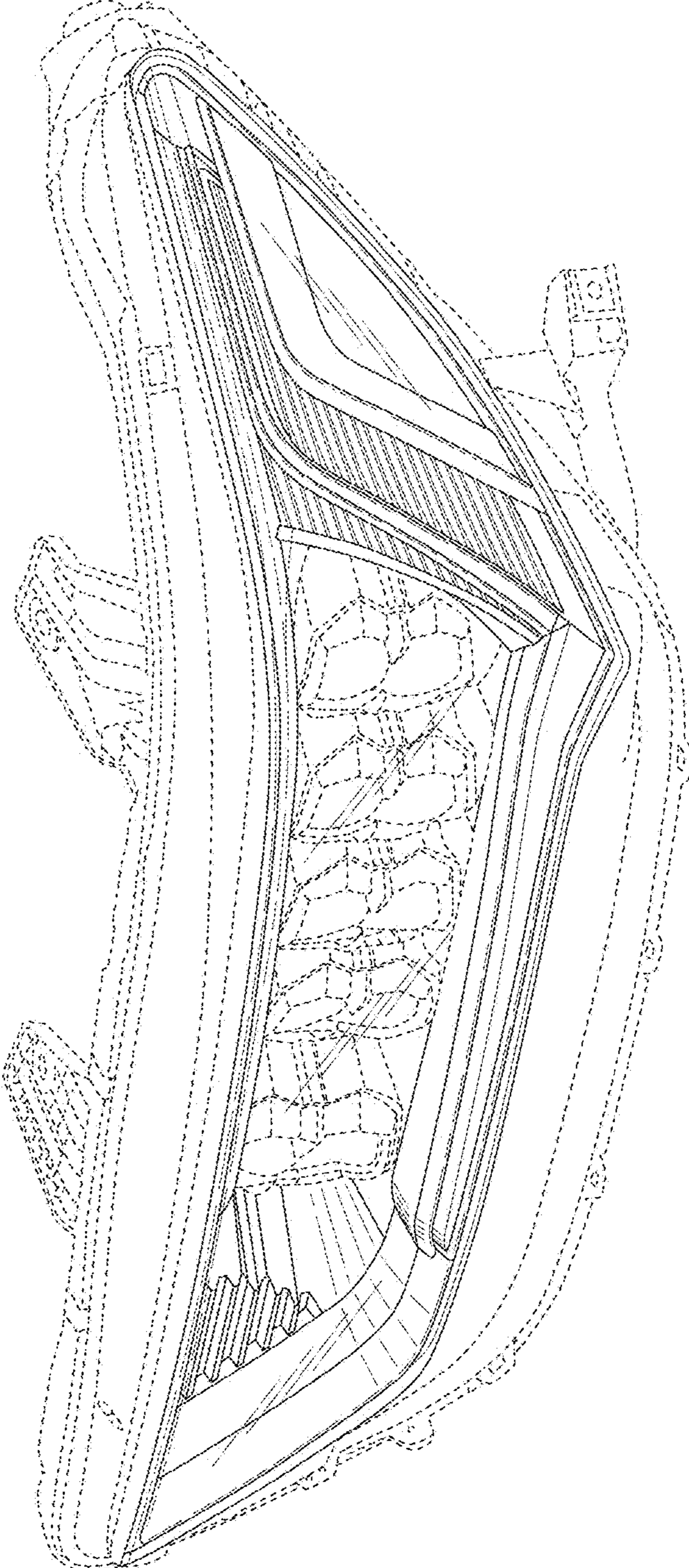


FIG.1

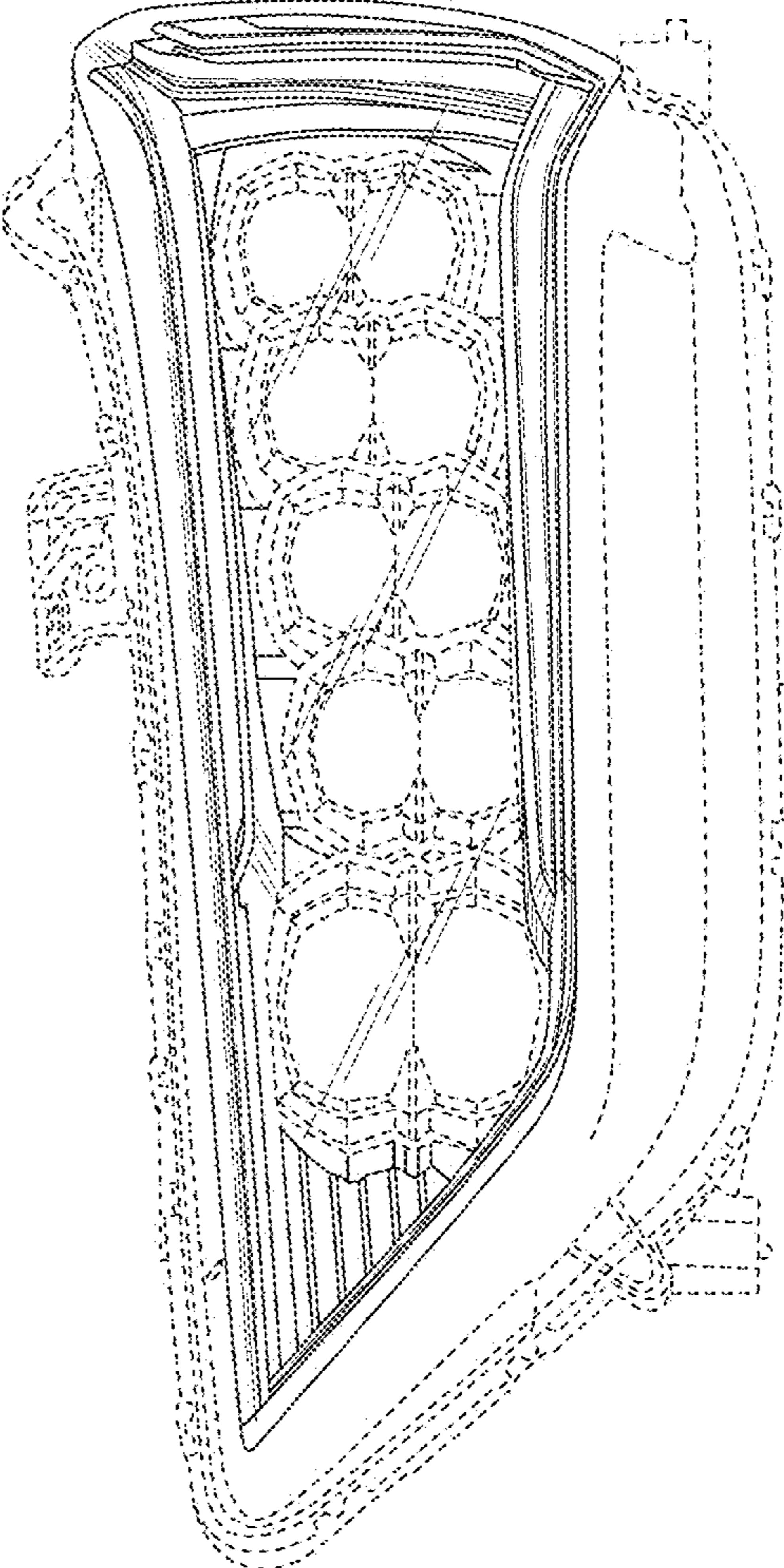


FIG.2

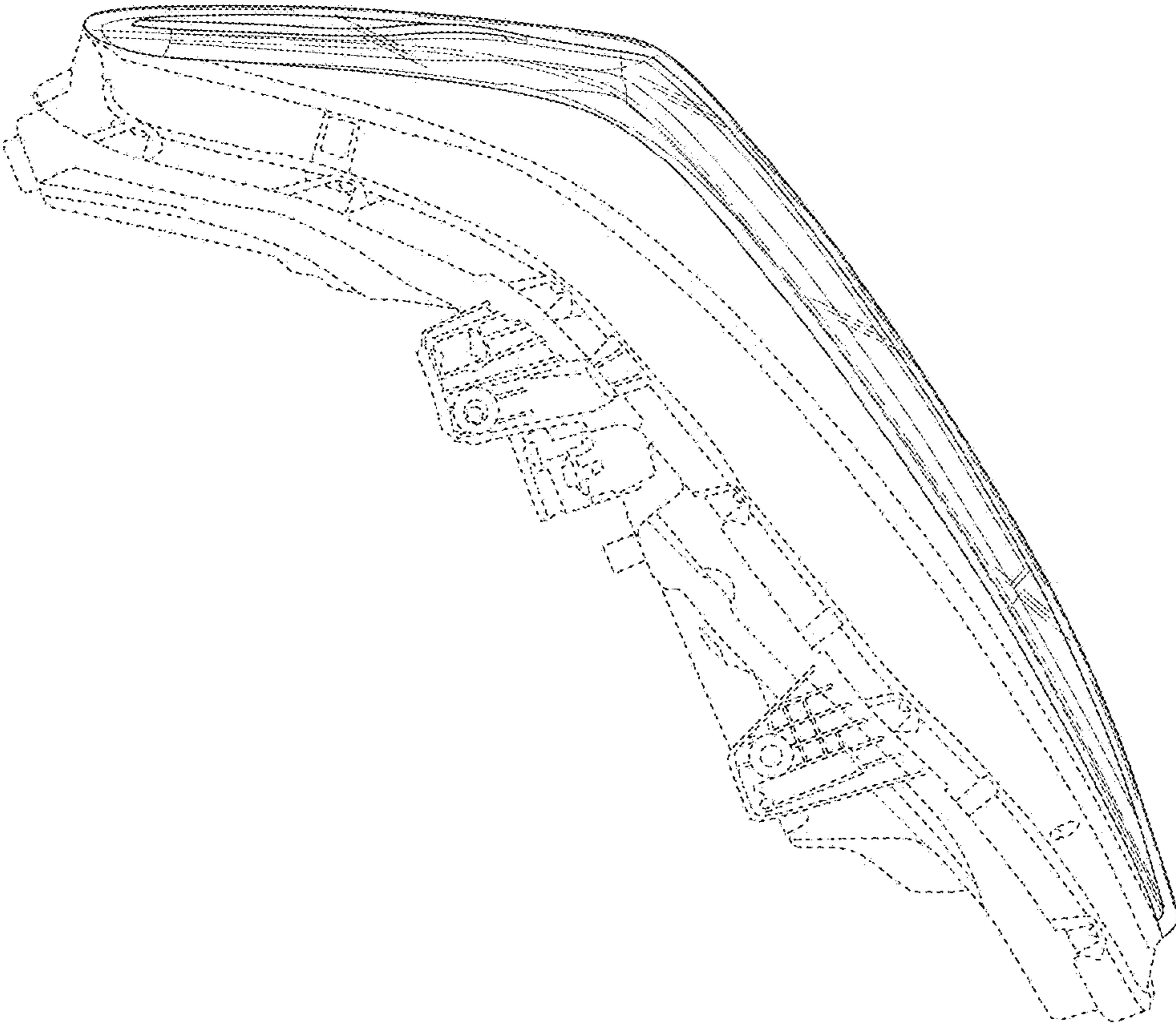


FIG.3

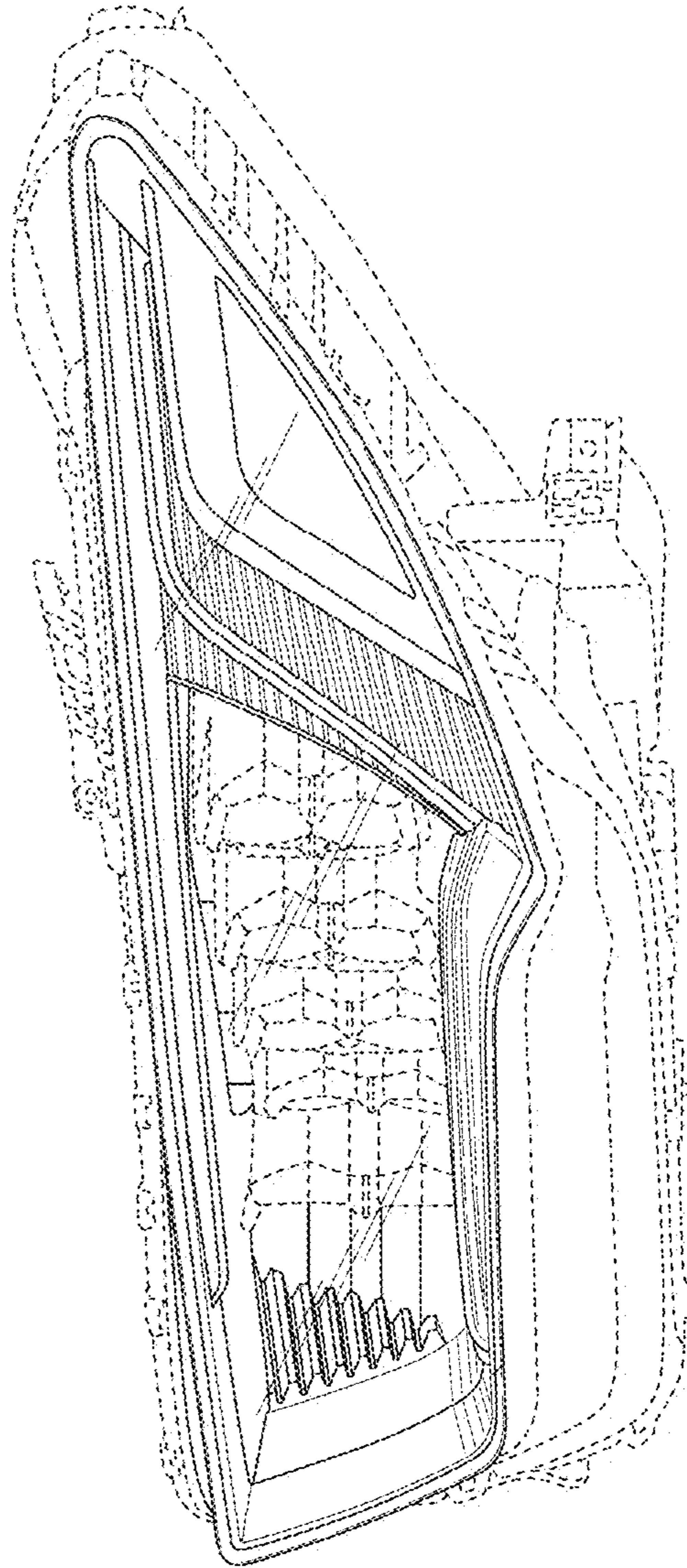


FIG.4