

US00D821001S

(12) **United States Design Patent**
Reddick

(10) **Patent No.:** **US D821,001 S**
(45) **Date of Patent:** **** Jun. 19, 2018**

- (54) **INTERLOCKING FLOOR PANEL**
- (71) Applicant: **Randolph S Reddick**, Calhoun, GA (US)
- (72) Inventor: **Randolph S Reddick**, Calhoun, GA (US)
- (**) Term: **15 Years**
- (21) Appl. No.: **29/559,748**
- (22) Filed: **Mar. 31, 2016**
- (51) **LOC (11) Cl.** **25-01**
- (52) **U.S. Cl.**
USPC **D25/138**
- (58) **Field of Classification Search**
USPC D25/138-163, 118; D6/586, 587, 594
CPC E04F 15/107; E04F 15/02038; E04F 15/02177; E04F 2201/0107; E04F 2201/023; E04F 2290/02; E04F 15/02022; E04F 2015/02094; E04F 2015/02122; E04F 15/00; E04F 15/02; E04F 15/02072; E04F 15/02133; E04F 15/02405; E04F 15/147; E04F 15/187; E04F 2015/021; E04F 2015/02116; B29C 35/0227; B29C 39/24; B32B 3/06; E01C 11/02
See application file for complete search history.

- 6,684,592 B2 2/2004 Martin
 - 6,685,388 B2 * 2/2004 Webster E01C 5/20 403/408.1
 - 6,793,586 B2 9/2004 Barlow et al.
 - 7,340,865 B2 * 3/2008 Vanderhoef E04F 15/02194 52/177
 - 7,413,374 B2 * 8/2008 Rogers E01C 9/086 404/35
 - 7,676,995 B2 * 3/2010 Vanderhoef E04F 15/02194 52/177
 - 7,779,602 B2 * 8/2010 Collison E04F 15/043 52/177
 - 7,918,057 B2 4/2011 Moller, Jr.
 - 8,186,116 B2 * 5/2012 Anderson E01C 5/001 52/181
 - 8,505,257 B2 8/2013 Boo et al.
 - D704,355 S * 5/2014 Masanek, Jr. D25/163
- (Continued)

Primary Examiner — Vy Koenig
Assistant Examiner — Kimberly Barnes
 (74) *Attorney, Agent, or Firm* — Southeast IP Group, LLC.; Thomas L. Moses; Randolph J. Tucker

(57) **CLAIM**

I claim the ornamental design for an interlocking floor panel, as shown and described.

DESCRIPTION


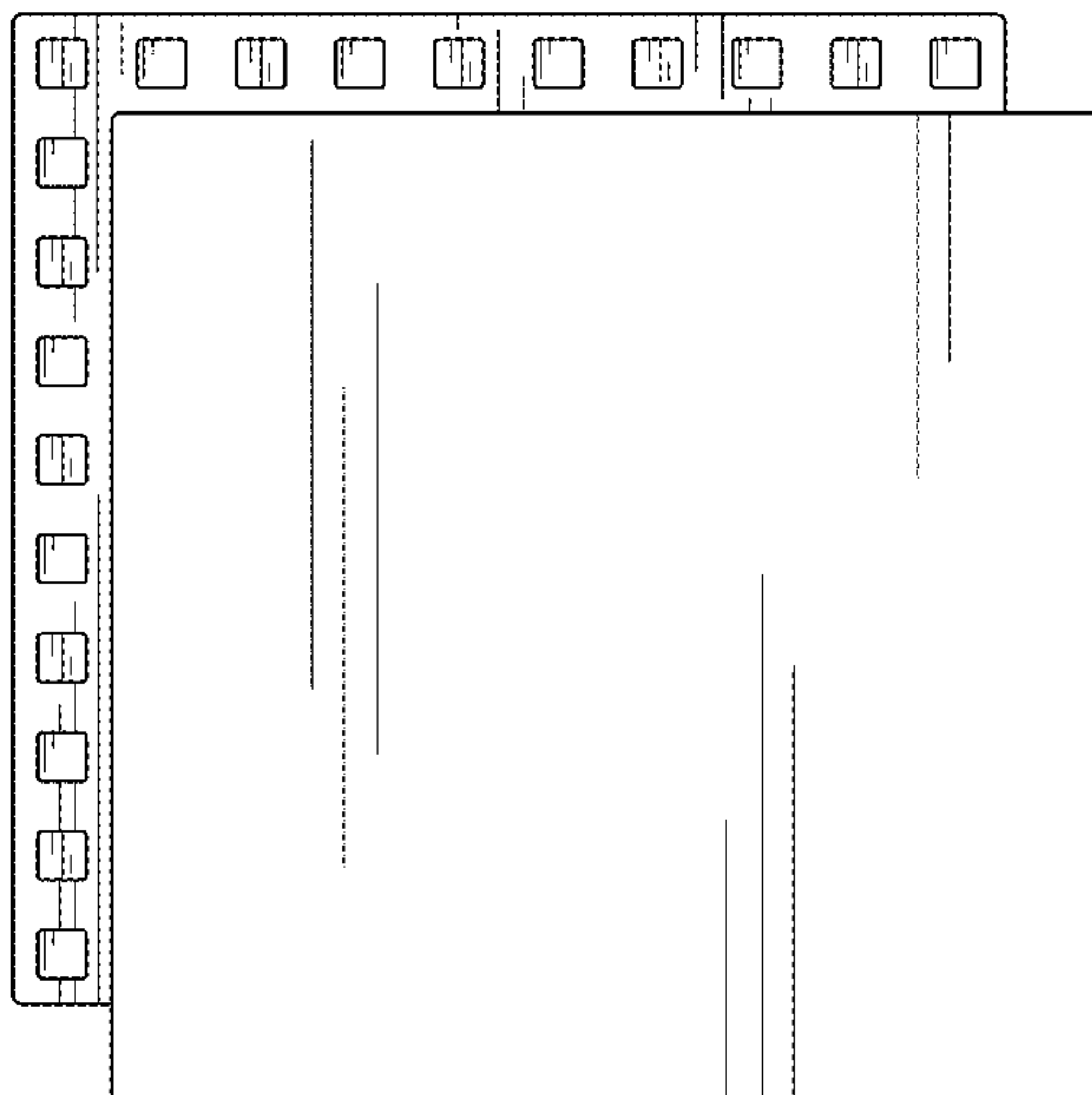
FIG. 1 is a top plan view of my design for an interlocking floor panel;
 FIG. 2 is a left side elevational view thereof;
 FIG. 3 is a right side elevational view thereof;
 FIG. 4 is a rear elevational view of thereof;
 FIG. 5 is a front elevational view thereof;
 FIG. 6 is a bottom plan view thereof;
 FIG. 7 is an enlarged cross-sectional view taken along line 7-7 on FIG. 6; and,
 FIG. 8 is an enlarged detail of the circumscribed area in FIG. 6.

1 Claim, 5 Drawing Sheets

(56) **References Cited**

U.S. PATENT DOCUMENTS

- 2,119,921 A 6/1938 Levy
- 2,166,367 A * 7/1939 Norris B07B 1/4618 101/150
- D198,501 S * 6/1964 Amundson D25/138
- 3,694,983 A 10/1972 Couquet
- D236,111 S * 7/1975 Kreibaum D25/163
- 4,008,548 A 2/1977 Leclerc
- 4,766,022 A * 8/1988 Tone A47G 27/0293 428/62
- 6,511,257 B1 * 1/2003 Seaux E01C 9/086 404/34



(56)

References Cited

U.S. PATENT DOCUMENTS

8,800,233 B1 8/2014 Heartsfield et al.
8,936,374 B1* 1/2015 Royse F21V 33/006
362/153
9,133,628 B2* 9/2015 Moller, Jr. E04F 15/225
9,212,746 B2* 12/2015 McDowell F16J 15/10
9,249,570 B2* 2/2016 Jean E04B 5/023
9,337,586 B2* 5/2016 McDowell E01C 9/08
D771,199 S* 11/2016 Ryaa D21/504
9,506,255 B1* 11/2016 Jones E01C 9/086
9,540,825 B2* 1/2017 Ramachandra E04F 15/105
2002/0112433 A1 8/2002 Pervan
2005/0028475 A1 2/2005 Barlow et al.
2007/0042829 A1 2/2007 Dennesen
2010/0304880 A1 12/2010 Li
2013/0101351 A1 4/2013 Sawyer et al.
2017/0241084 A1* 8/2017 Else E01C 9/086

* cited by examiner

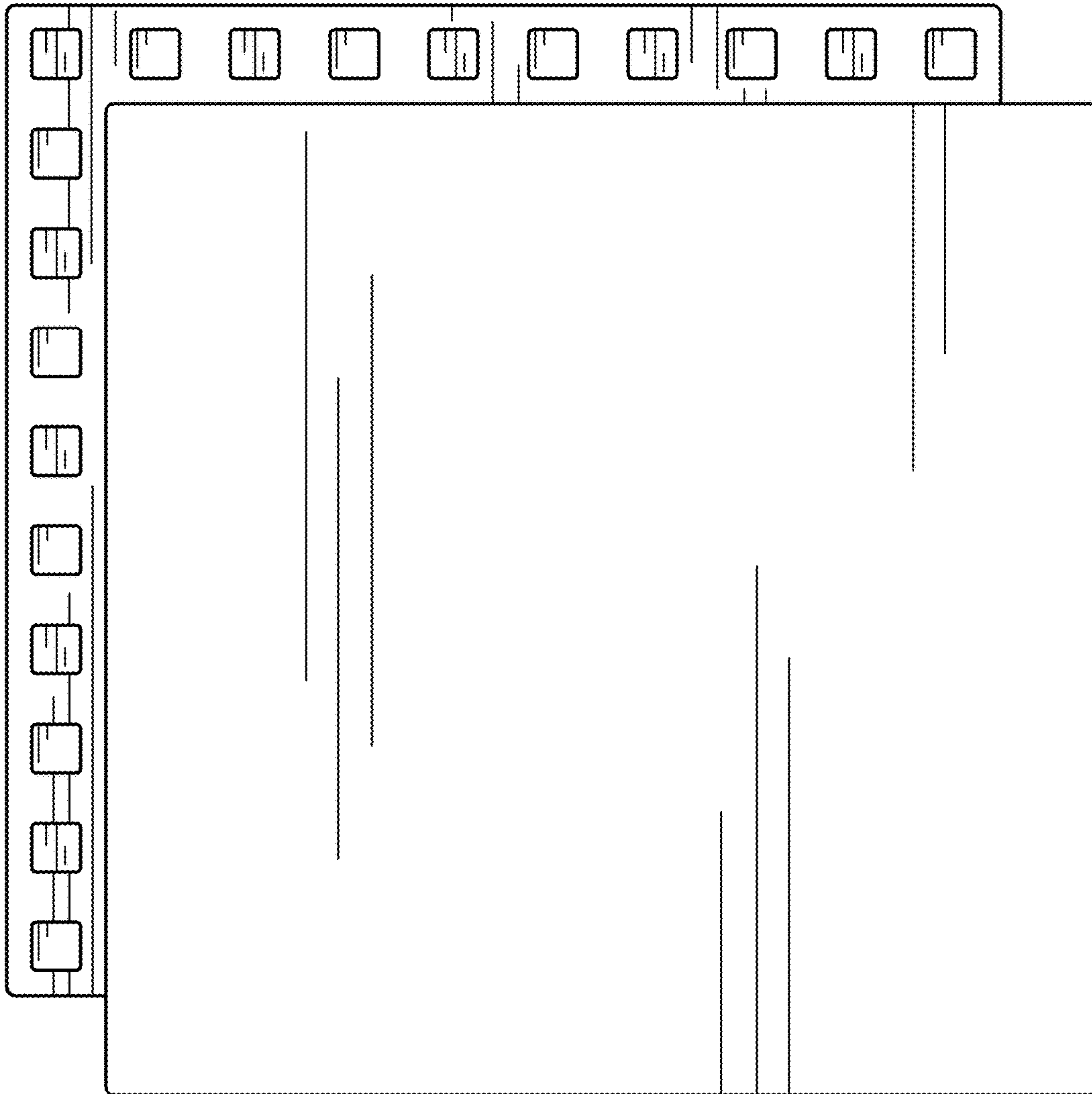


FIG. 1



FIG. 2

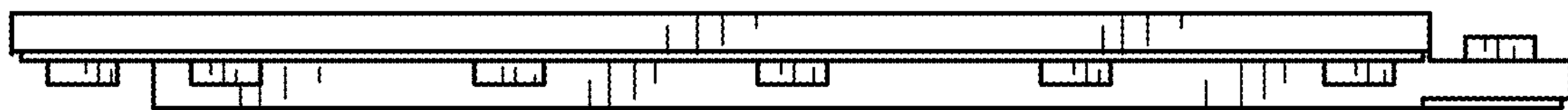


FIG. 3

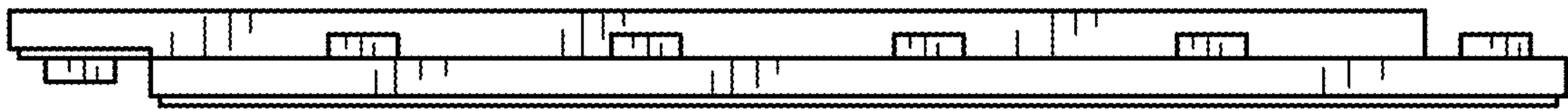


FIG. 4



FIG. 5

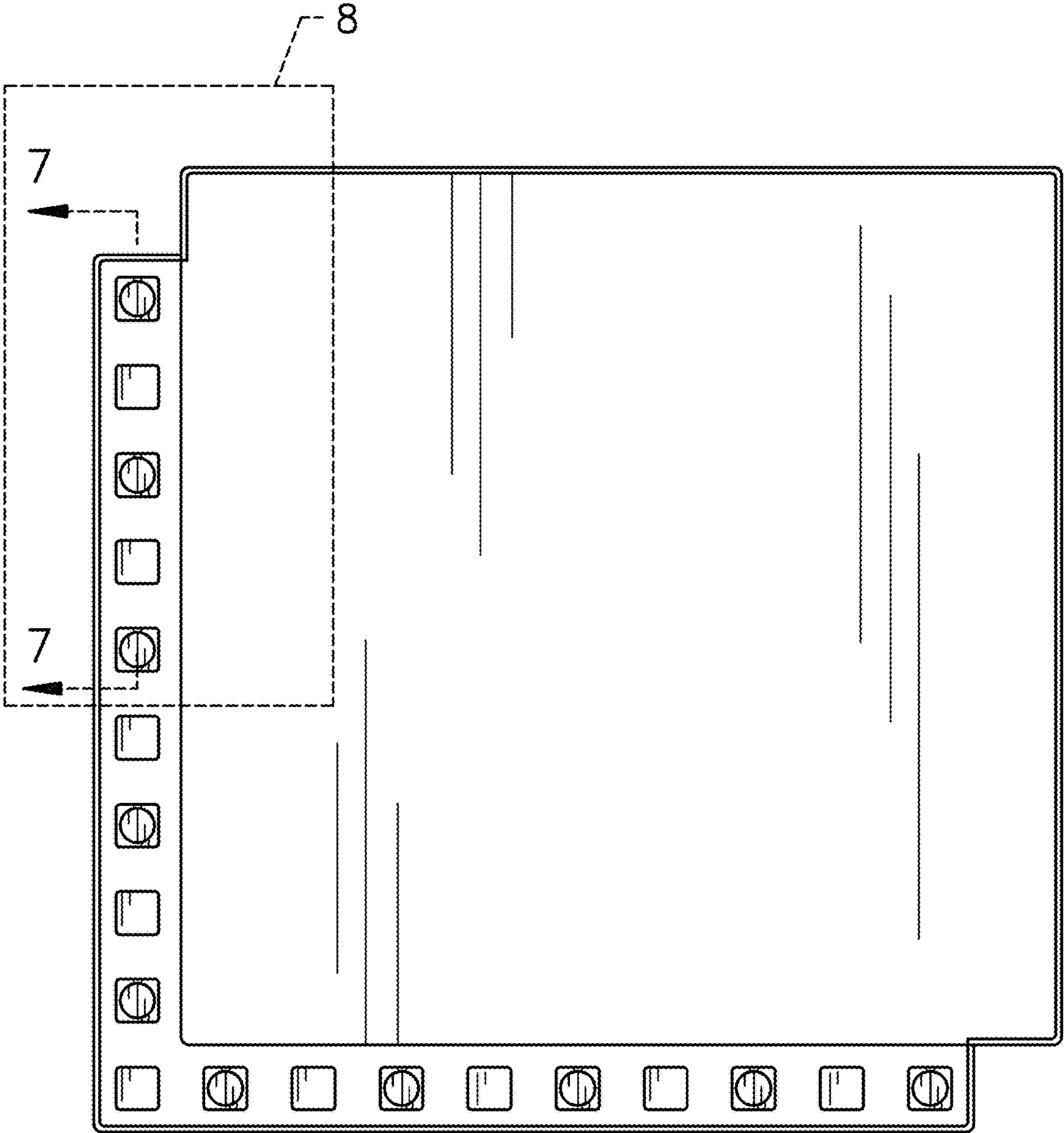


FIG. 6

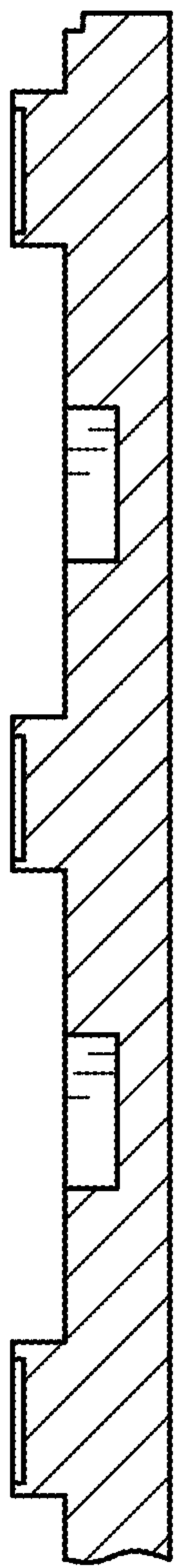


FIG. 7

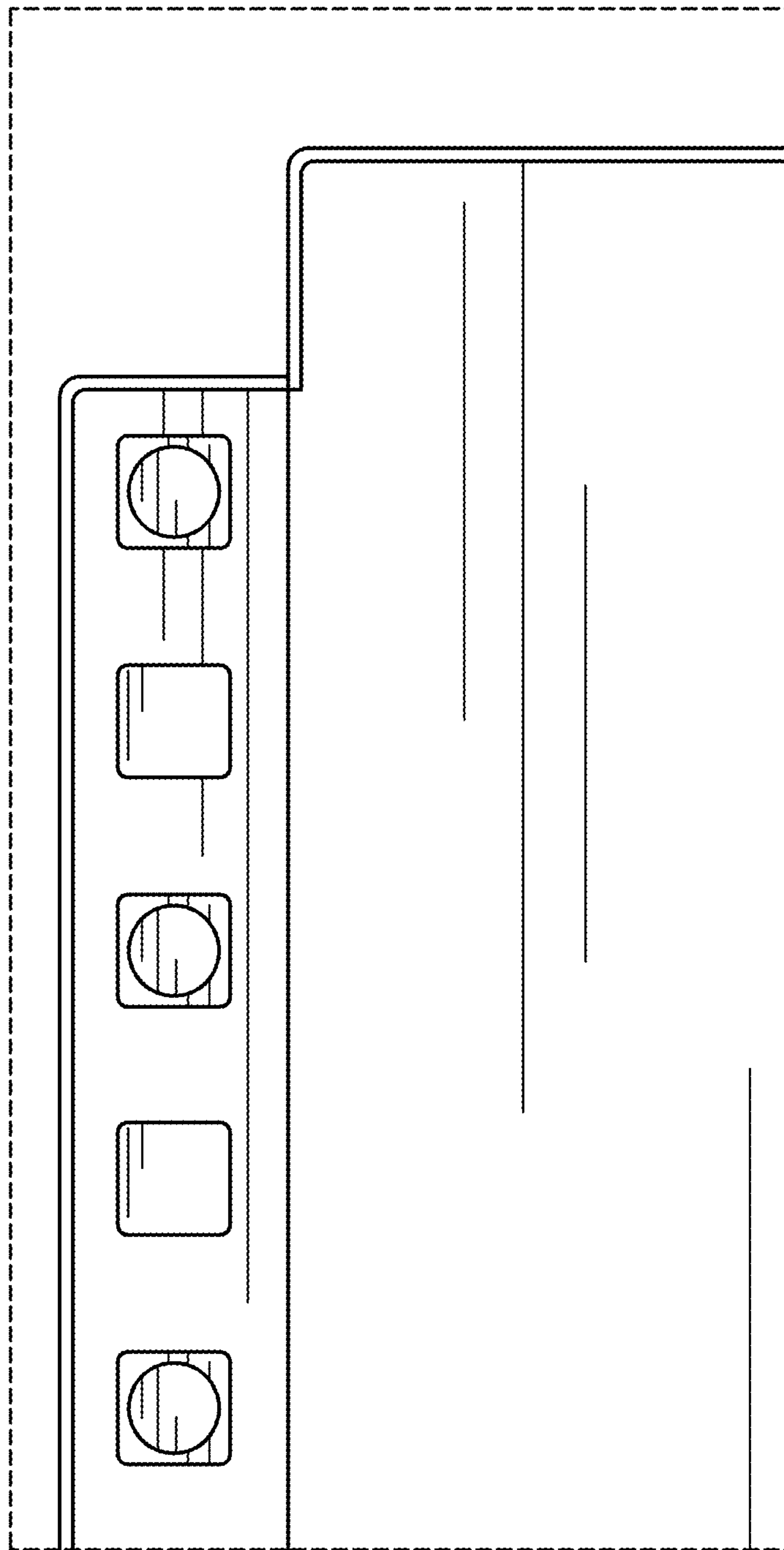


FIG. 8