



US00D820998S

(12) **United States Design Patent** (10) **Patent No.:** **US D820,998 S**  
**Darrow et al.** (45) **Date of Patent:** **\*\* Jun. 19, 2018**

(54) **ARCHITECTURAL PANEL WITH THIN YARN INTERLAYER**

(71) Applicants: **Todd Darrow**, Edmonds, WA (US);  
**Janell Dastrup**, Bellevue, WA (US)

(72) Inventors: **Todd Darrow**, Edmonds, WA (US);  
**Janell Dastrup**, Bellevue, WA (US)

(73) Assignee: **Lumicor Inc.**, Renton, WA (US)

(\*\*) Term: **15 Years**

(21) Appl. No.: **29/577,335**

(22) Filed: **Sep. 12, 2016**

(51) **LOC (11) Cl.** ..... **25-01**

(52) **U.S. Cl.**  
USPC ..... **D25/111**

(58) **Field of Classification Search**  
USPC ..... D5/20, 39, 43, 47, 55, 61, 62; D6/332;  
D25/58, 102-106, 109-111, 138, 157,  
D25/163  
CPC ..... B44F 1/06; C03C 17/002; C03C 2217/72;  
B32B 3/18; B32B 27/30; B44C 5/04  
See application file for complete search history.

(56) **References Cited**

**U.S. PATENT DOCUMENTS**

D197,176 S *	12/1963	Allen	.....	D25/163
D608,025 S *	1/2010	Canales	.....	D25/138
D608,476 S *	1/2010	Canales	.....	D25/138
D631,986 S *	2/2011	Canales	.....	B32B 3/30 D25/138
D675,030 S *	1/2013	Borders	.....	D5/62
D702,369 S *	4/2014	Schober	.....	D25/111
D706,456 S *	6/2014	Schober	.....	D25/105
D706,955 S *	6/2014	Schober	.....	D25/105
D707,370 S *	6/2014	Schober	.....	D25/111
D707,854 S *	6/2014	Schober	.....	D25/111
D764,074 S *	8/2016	Metcalf	.....	D25/103

**OTHER PUBLICATIONS**

[http://www.3-form.com/materials/pressed\\_glass/artisan/spin\\_dark\\_pressed/](http://www.3-form.com/materials/pressed_glass/artisan/spin_dark_pressed/) Retrieved Jun. 30, 2017.\*

\* cited by examiner

*Primary Examiner* — Susan Bennett Hattan  
*Assistant Examiner* — Leanne Was-Englehart


(57) **CLAIM**

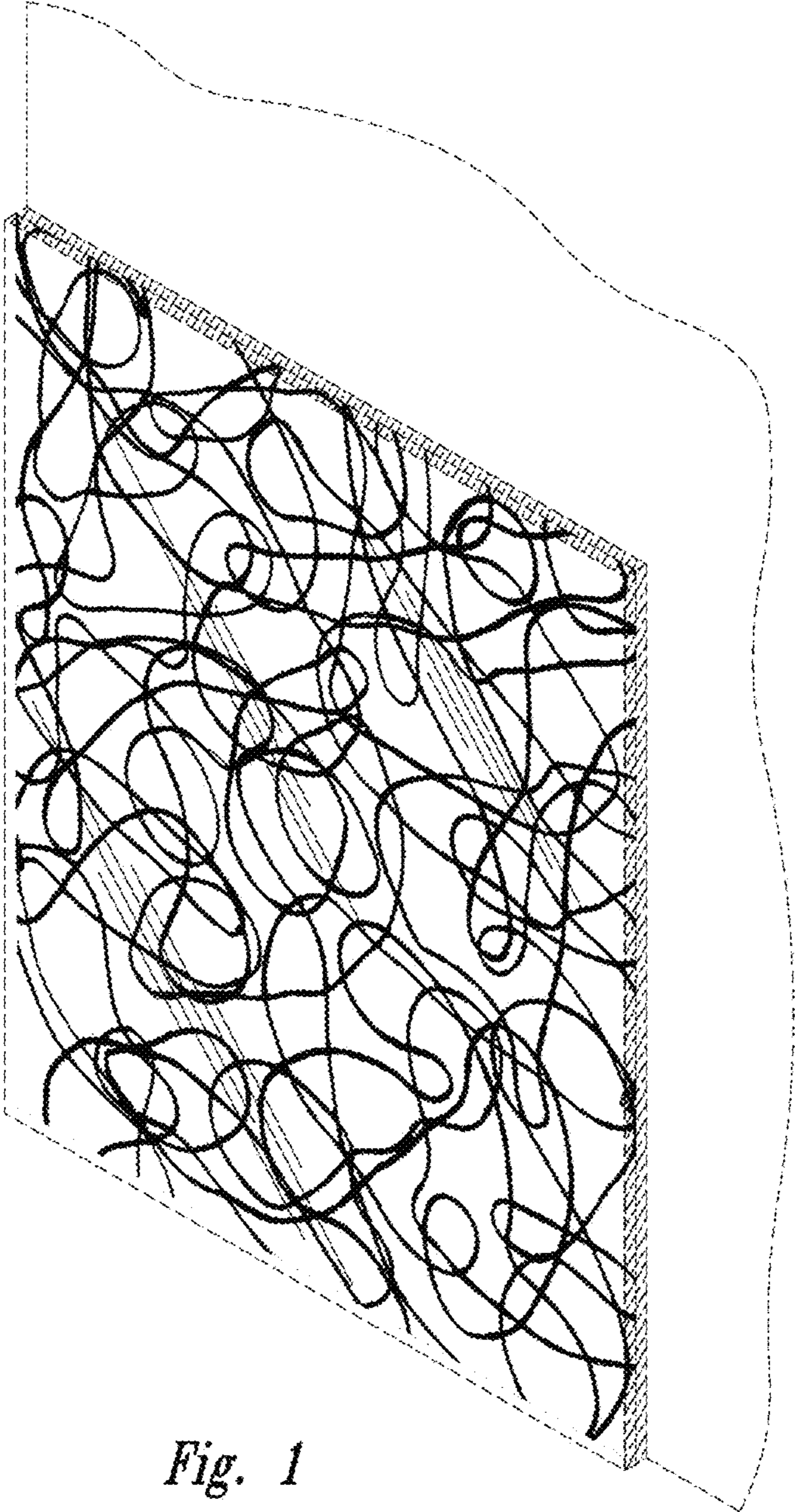
We claim the ornamental design for an architectural panel with thin yarn interlayer, as shown and described.

**DESCRIPTION**

FIG. 1 is a front perspective view of an architectural panel with thin yarn interlayer, showing our new design.  
FIG. 2 is a front view of the architectural panel with thin yarn interlayer.  
FIG. 3 is a back view of the architectural panel with thin yarn interlayer.  
FIG. 4 is a left side cross-section view of the architectural panel with thin yarn interlayer taken in the direction of line 4-4 of FIG. 2.  
FIG. 5 is a right side cross-section view of the architectural panel with thin yarn interlayer taken in the direction of line 5-5 of FIG. 2.  
FIG. 6 is a top cross-section view of the architectural panel with thin yarn interlayer taken in the direction of line 6-6 of FIG. 2; and,  
FIG. 7 is a bottom cross-section view of the architectural panel with thin yarn interlayer taken in the direction of line 7-7 of FIG. 2.  
The outer broken lines in FIG. 1 adjacent to the shaded portions of the design depict the bounds of the claim and all other broken lines depict environmental subject matter. All broken lines form no part of the claim.


**1 Claim, 4 Drawing Sheets**






*Fig. 1*





*Fig. 2*



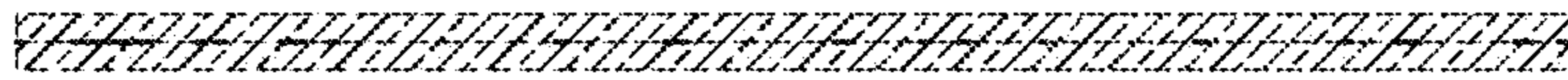
*Fig. 3*



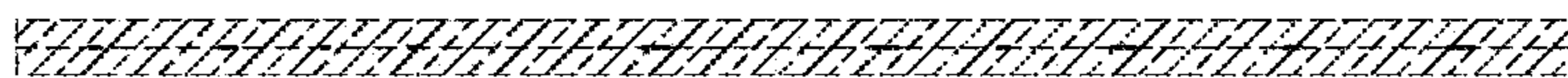
*Fig. 4*



*Fig. 5*



*Fig. 6*



*Fig. 7*