



US00D820975S

(12) **United States Design Patent** (10) **Patent No.:** **US D820,975 S**
Gressle (45) **Date of Patent:** **** Jun. 19, 2018**

(54) **ABSORBENT ARTICLE**

(71) Applicant: **The Procter & Gamble Company,**
Cincinnati, OH (US)

(72) Inventor: **Nicholas Edward Gressle,** Cincinnati,
OH (US)

(73) Assignee: **The Procter & Gamble Company,**
Cincinnati, OH (US)

(**) Term: **14 Years**

(21) Appl. No.: **29/523,532**

(22) Filed: **Apr. 10, 2015**

(51) **LOC (11) Cl.** **24-04**

(52) **U.S. Cl.**
USPC **D24/125**

(58) **Field of Classification Search**
USPC D24/124–126; 604/347, 348, 354,
604/358–361, 378, 384, 385.01, 385.201,
604/385.22, 385.24, 385.25; D5/21, 25,
D5/29, 35, 37, 39, 53, 59, 60, 61
See application file for complete search history.

D641,867 S * 7/2011 Hood D24/124
D664,641 S * 7/2012 Hood D24/125
D674,483 S * 1/2013 Hood D24/125
D674,894 S * 1/2013 Hood D24/124
D679,808 S * 4/2013 Hood D24/124
D696,776 S * 12/2013 Hood D24/124
D706,419 S * 6/2014 Hood D24/125
D715,923 S * 10/2014 Cardin D24/125
D730,516 S * 5/2015 Hood D24/125
D735,324 S * 7/2015 Hood D24/125
D746,980 S * 1/2016 Wang D24/125
D756,508 S * 5/2016 Hood D24/125
D759,233 S * 6/2016 Gressle D24/125
2013/0035656 A1 * 2/2013 Moriya A61F 13/4704
604/380

* cited by examiner

Primary Examiner — Thomas Johannes
Assistant Examiner — Samantha Q. Lawrence
(74) *Attorney, Agent, or Firm* — Andres E. Velarde

(57) **CLAIM**

The ornamental design for an absorbent article, as shown and described.

DESCRIPTION

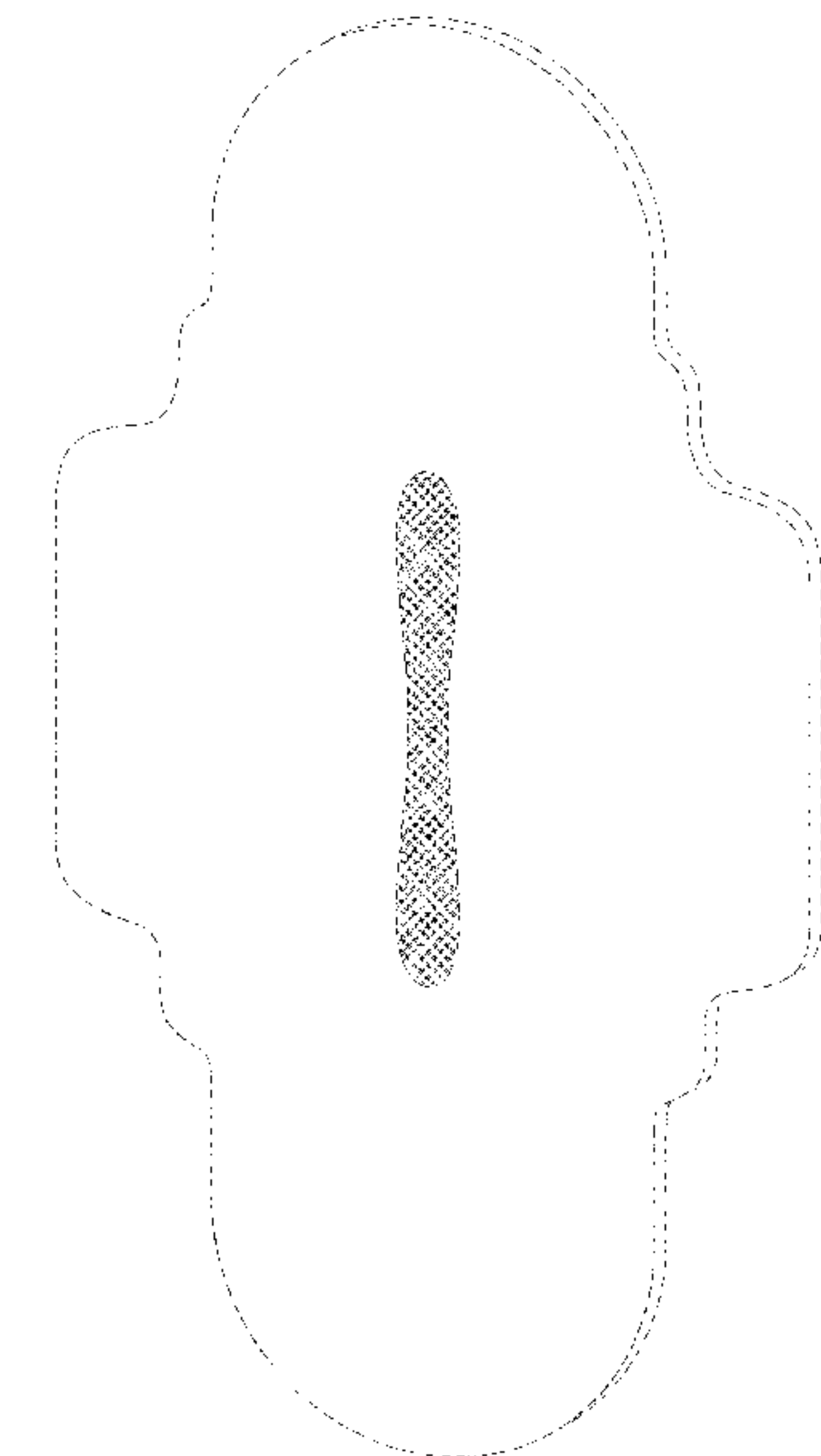
FIG. 1 is a perspective view of an absorbent article, embodying the new design wherein the stippled areas represent gradation;
FIG. 2 is a top view thereof;
FIG. 3 is a left side view thereof;
FIG. 4 is a bottom view thereof;
FIG. 5 is a right side view thereof;
FIG. 6 is a front side view thereof; and,
FIG. 7 is a back side view thereof.
The broken lines shown in FIGS. 1-7 illustrate portions of the absorbent article that form no part of the claimed design. The dash-dot lines shown in FIGS. 1-2 illustrate a boundary of the claimed design.

1 Claim, 4 Drawing Sheets

(56) **References Cited**

U.S. PATENT DOCUMENTS

D483,117 S * 12/2003 Glaug D24/124
D483,118 S * 12/2003 Glaug D24/124
D483,119 S * 12/2003 Glaug D24/124
D539,905 S * 4/2007 Amstadt D24/124
D553,243 S * 10/2007 Bader D24/124
D594,980 S * 6/2009 Rinaldi D24/126
D600,801 S * 9/2009 Hood D24/124
D600,802 S * 9/2009 Hood D24/124
D600,803 S * 9/2009 Hood D24/124
D600,804 S * 9/2009 Hood D24/124
D606,652 S * 12/2009 Hood D24/124
D636,076 S * 4/2011 Hood D24/124



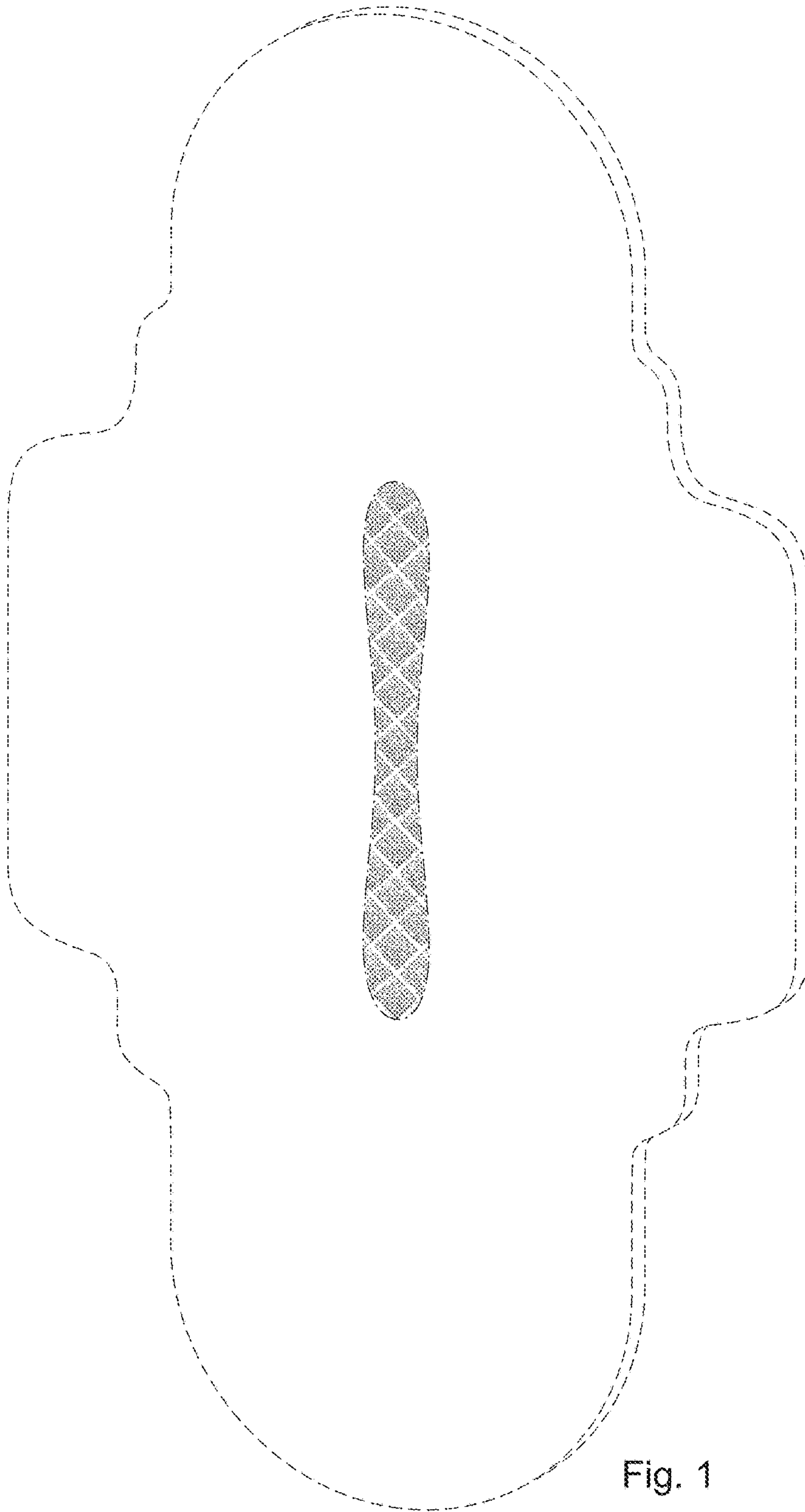


Fig. 1

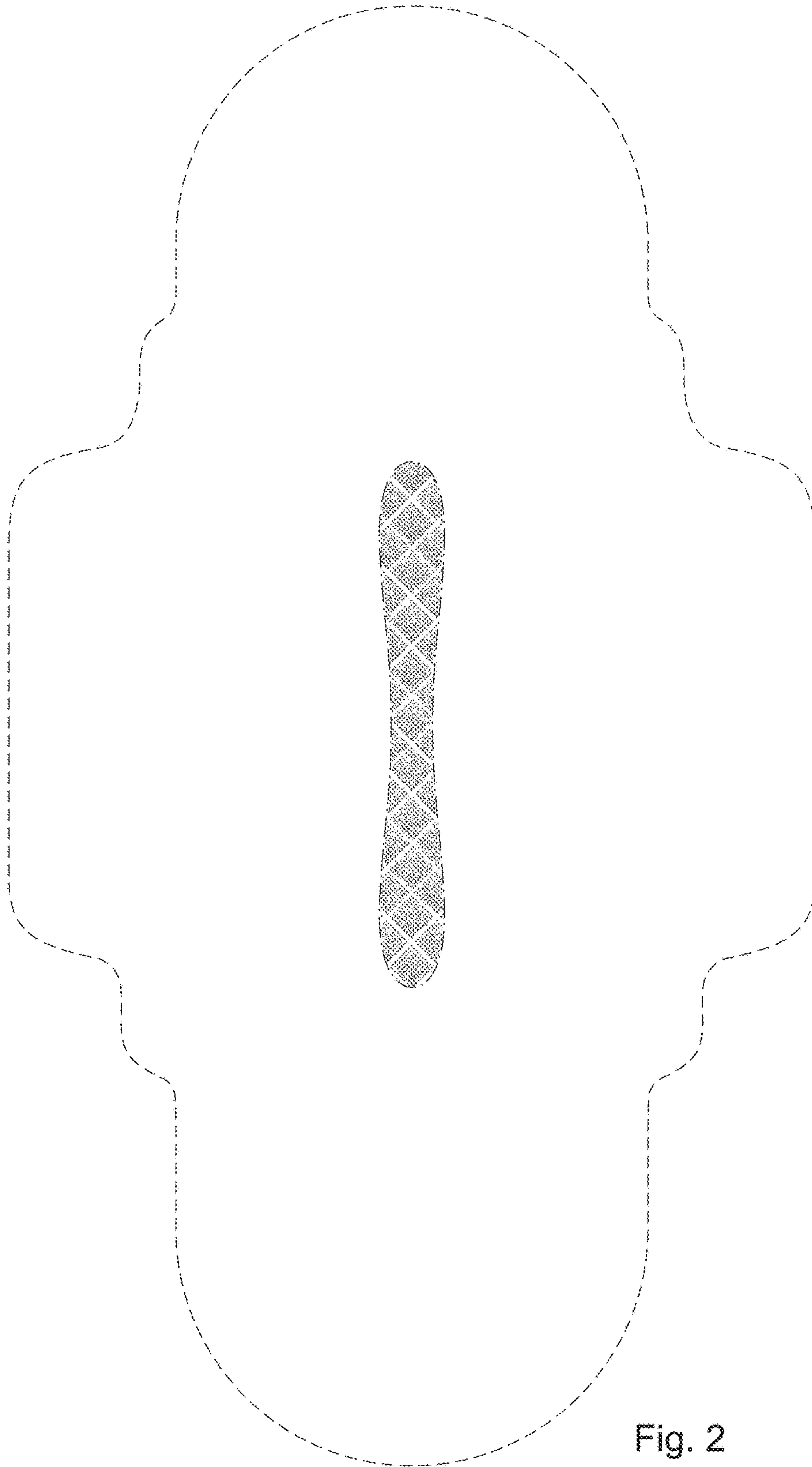


Fig. 2




Fig. 3




Fig. 4

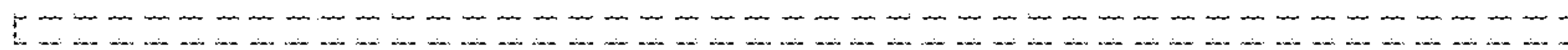


Fig. 5




Fig. 6

Fig. 7