



US00D820969S

(12) **United States Design Patent**
Atwell et al.

(10) **Patent No.:** **US D820,969 S**
(45) **Date of Patent:** **** Jun. 19, 2018**

(54) **RV VENT COVER**

(71) Applicants: **Jacob Christopher Atwell**, Greensboro, NC (US); **Brandon Wayne Blakely**, Burlington, NC (US); **Jeffrey Robert Russell**, Winston-Salem, NC (US)

(72) Inventors: **Jacob Christopher Atwell**, Greensboro, NC (US); **Brandon Wayne Blakely**, Burlington, NC (US); **Jeffrey Robert Russell**, Winston-Salem, NC (US)

(73) Assignee: **CAMCO MANUFACTURING, INC.**, Greensboro, NC (US)

(**) Term: **15 Years**

(21) Appl. No.: **29/505,393**

(22) Filed: **Oct. 8, 2015**

(51) **LOC (11) Cl.** **23-02**

(52) **U.S. Cl.**
USPC **D23/387**

(58) **Field of Classification Search**
USPC D23/387, 354, 386, 393
CPC F24F 7/00; F24F 7/02
See application file for complete search history.

(56) **References Cited**

U.S. PATENT DOCUMENTS

4,759,270	A *	7/1988	Lindeen	B60H 1/00364
					403/408.1
D330,415	S *	10/1992	Thomas	D23/371
5,309,972	A *	5/1994	Thomas	B60H 1/262
					160/104
D391,632	S *	3/1998	Thomas	D23/373
D574,479	S *	8/2008	Brockington	D23/373

D628,126	S *	11/2010	Tai	D12/106
D629,094	S	12/2010	Thomas		
D672,450	S	12/2012	Milks		
D679,796	S	4/2013	Thomas		
D712,531	S *	9/2014	Bergin	D23/325
D718,433	S *	11/2014	Abate	D23/386
9,557,072	B2 *	1/2017	Tolinski	F24F 13/20
D785,771	S *	5/2017	Bergin	D23/325
D785,772	S *	5/2017	Bergin	D23/325
2012/0073239	A1 *	3/2012	Haines	E04D 13/1475
					52/745.21
2013/0109294	A1 *	5/2013	Tolinski	F24F 13/20
					454/367
2016/0221418	A1 *	8/2016	Stover	B60H 1/245

* cited by examiner

Primary Examiner — Charles Hanson

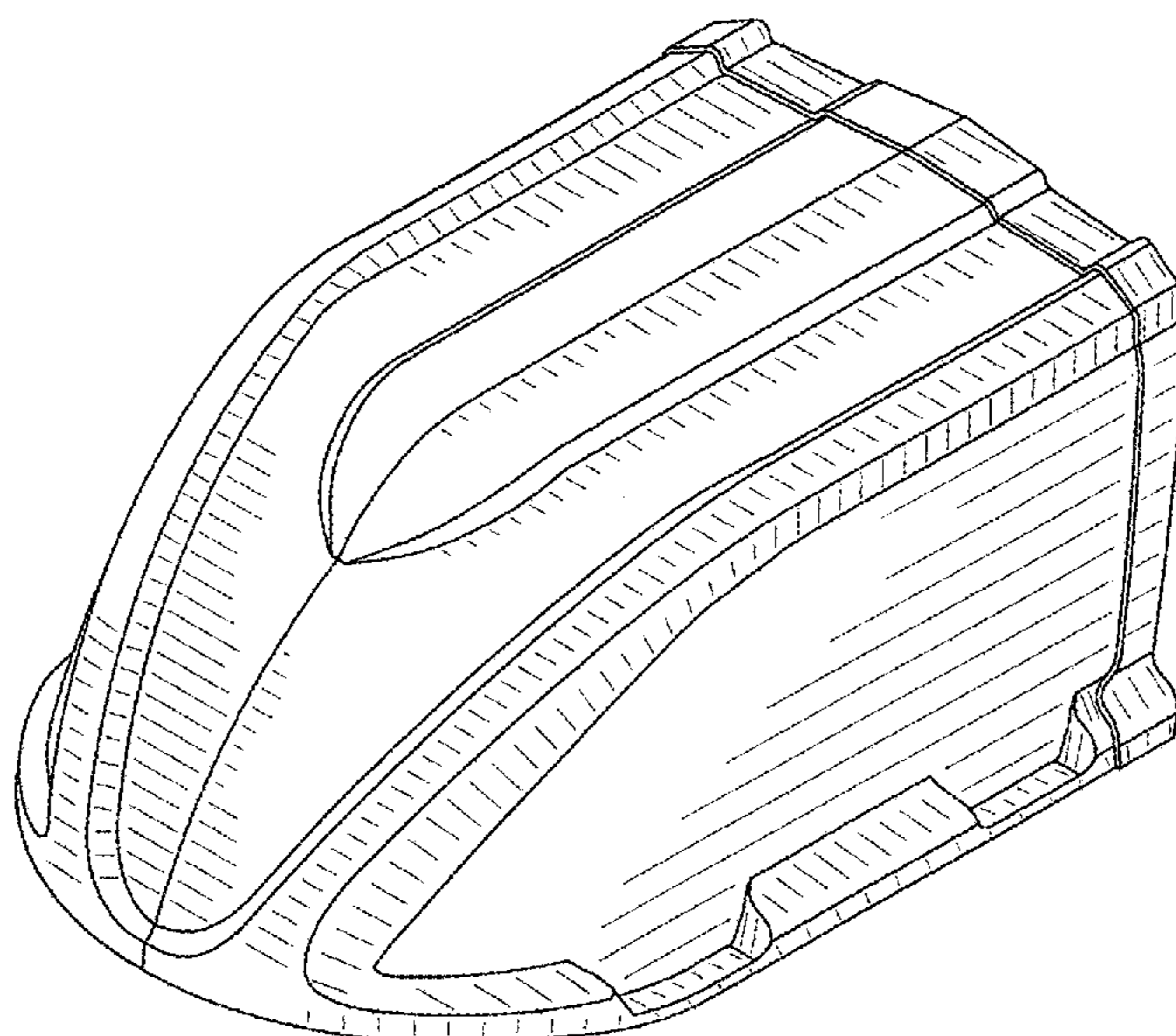
(57) **CLAIM**

The ornamental design for a RV vent cover, as shown and described.

DESCRIPTION

FIG. 1 is a front, top, right perspective view of a RV vent cover according to the invention;
 FIG. 2 is a front elevational view of the RV vent cover of FIG. 1;
 FIG. 3 is a back elevational of the RV vent cover of FIG. 1;
 FIG. 4 is a top plan view of the RV vent cover of FIG. 1;
 FIG. 5 is a bottom plan view of the RV vent cover of FIG. 1;
 FIG. 6 is a left side elevational view of the RV vent cover of FIG. 1, the right side elevational view being a mirror image thereof; and,
 FIG. 7 is a rear, top, left perspective view of the RV vent cover of FIG. 1.

1 Claim, 7 Drawing Sheets



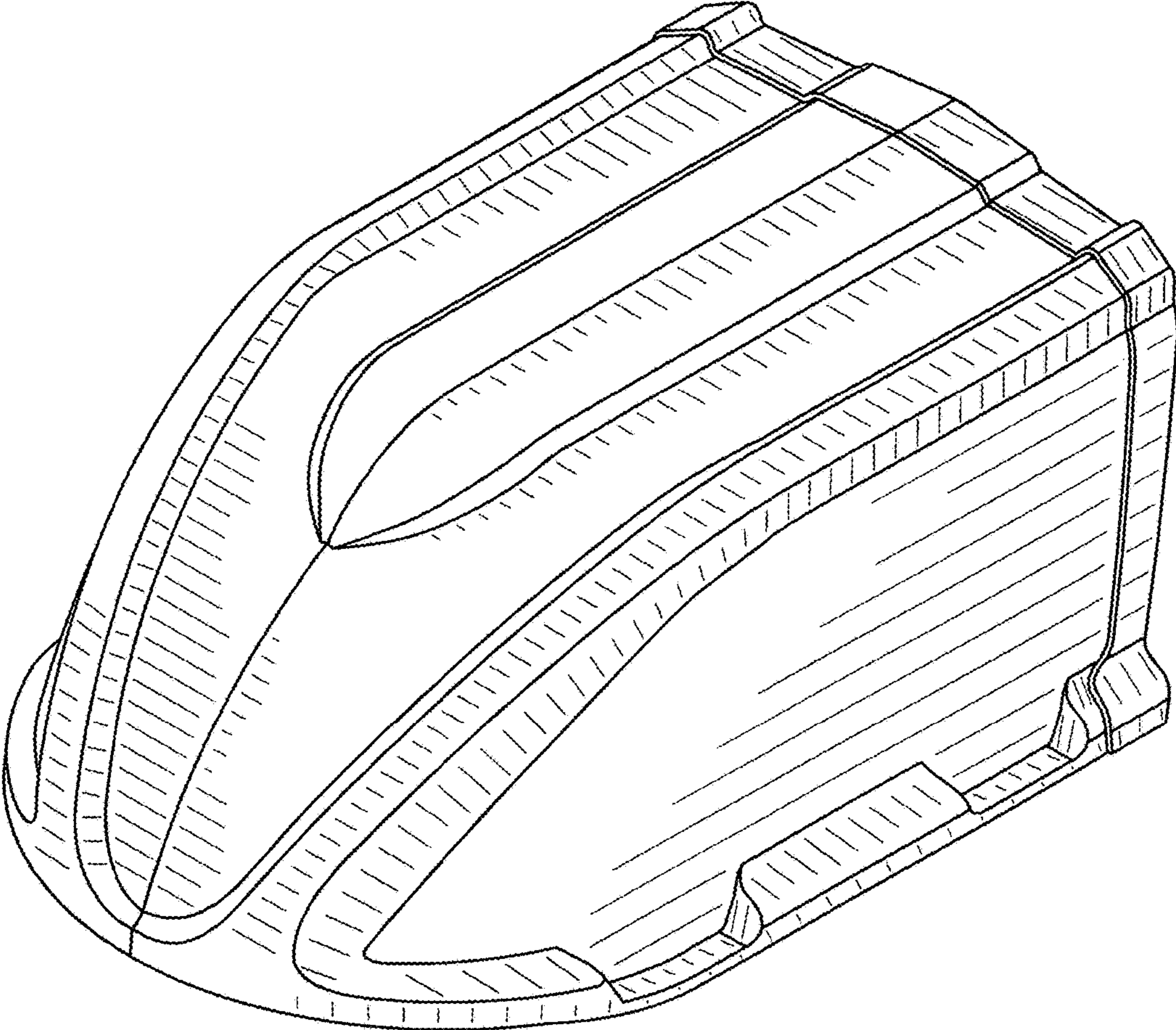


Fig. 1

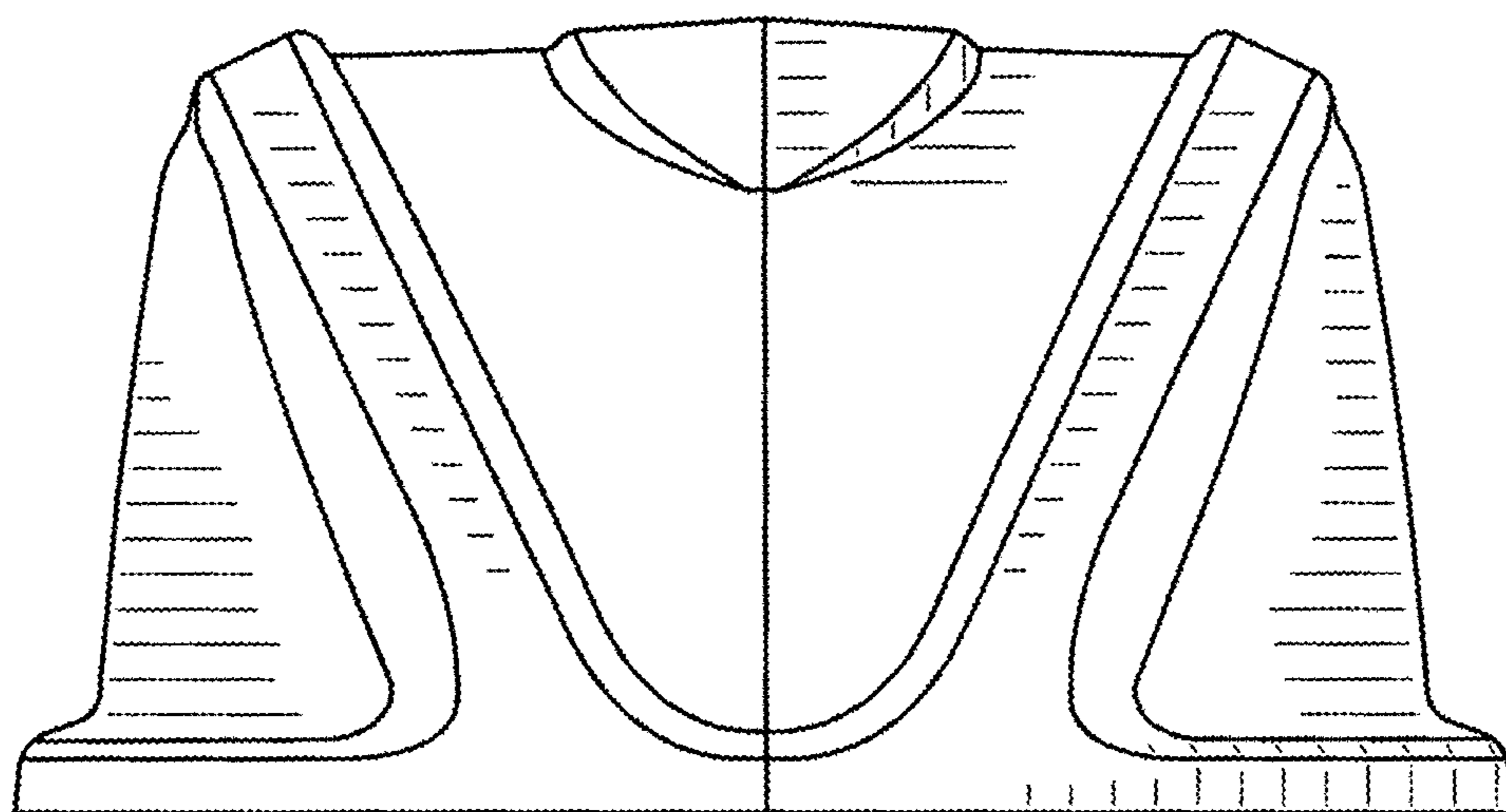


Fig. 2

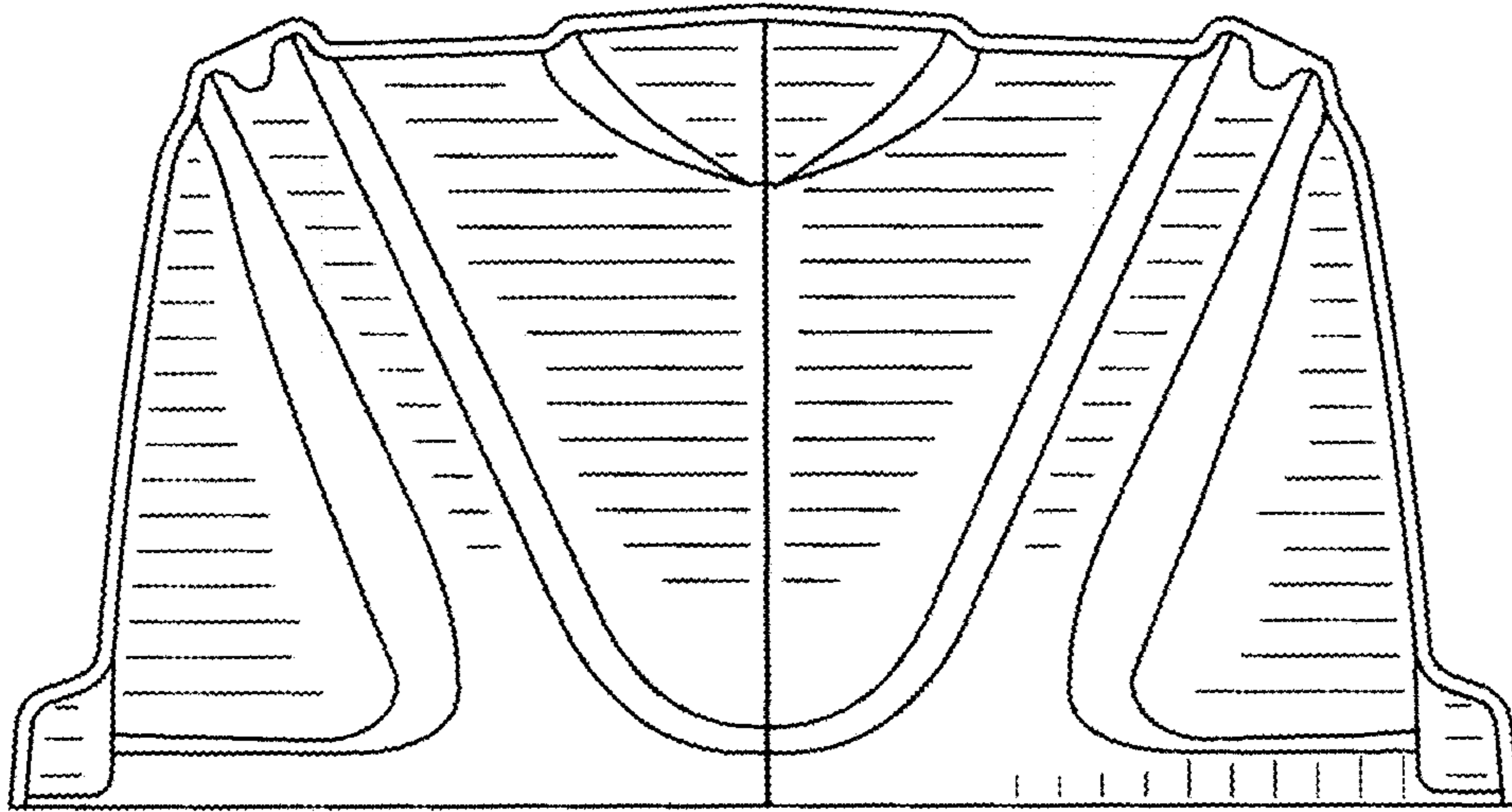


Fig. 3




Fig. 4

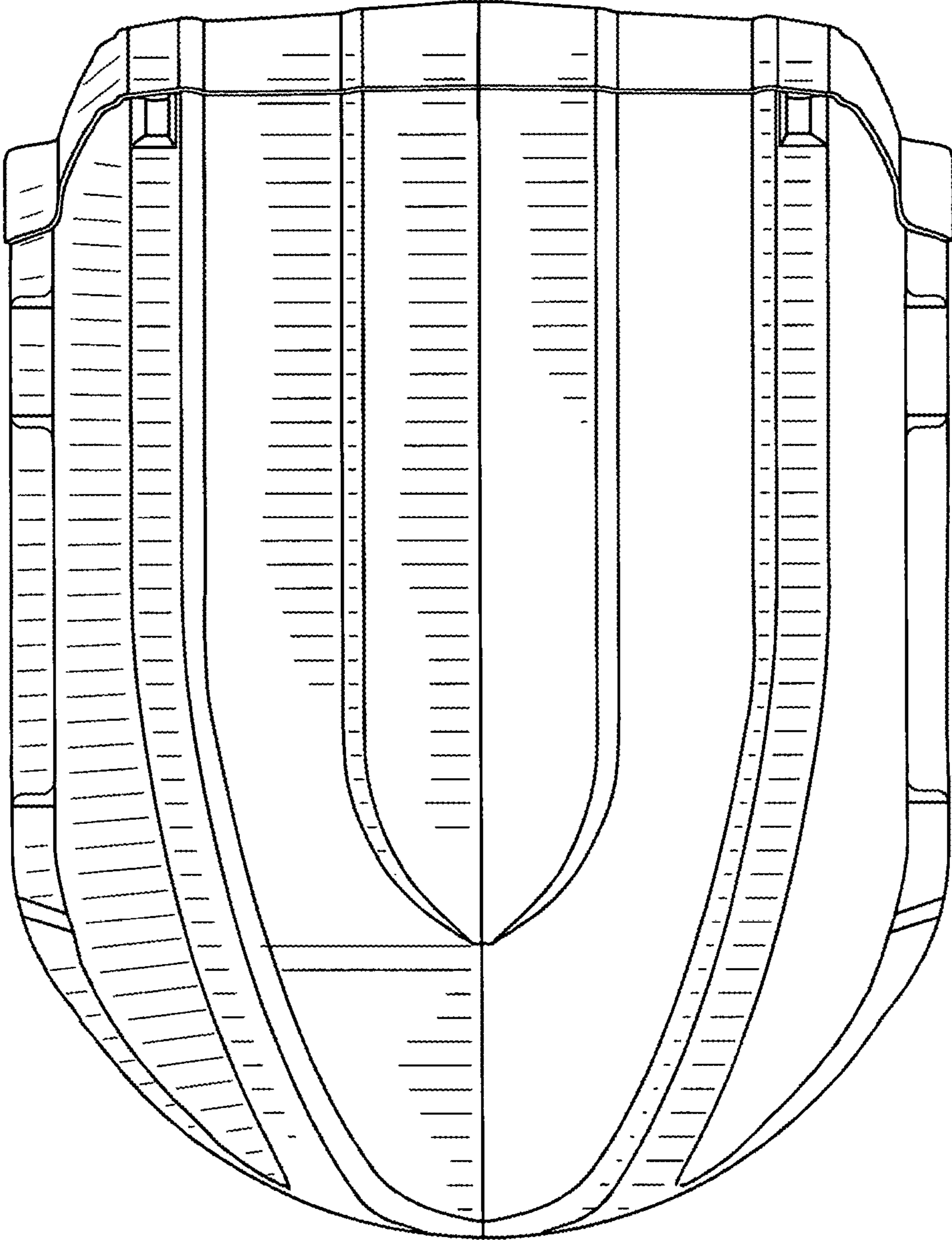


Fig. 5

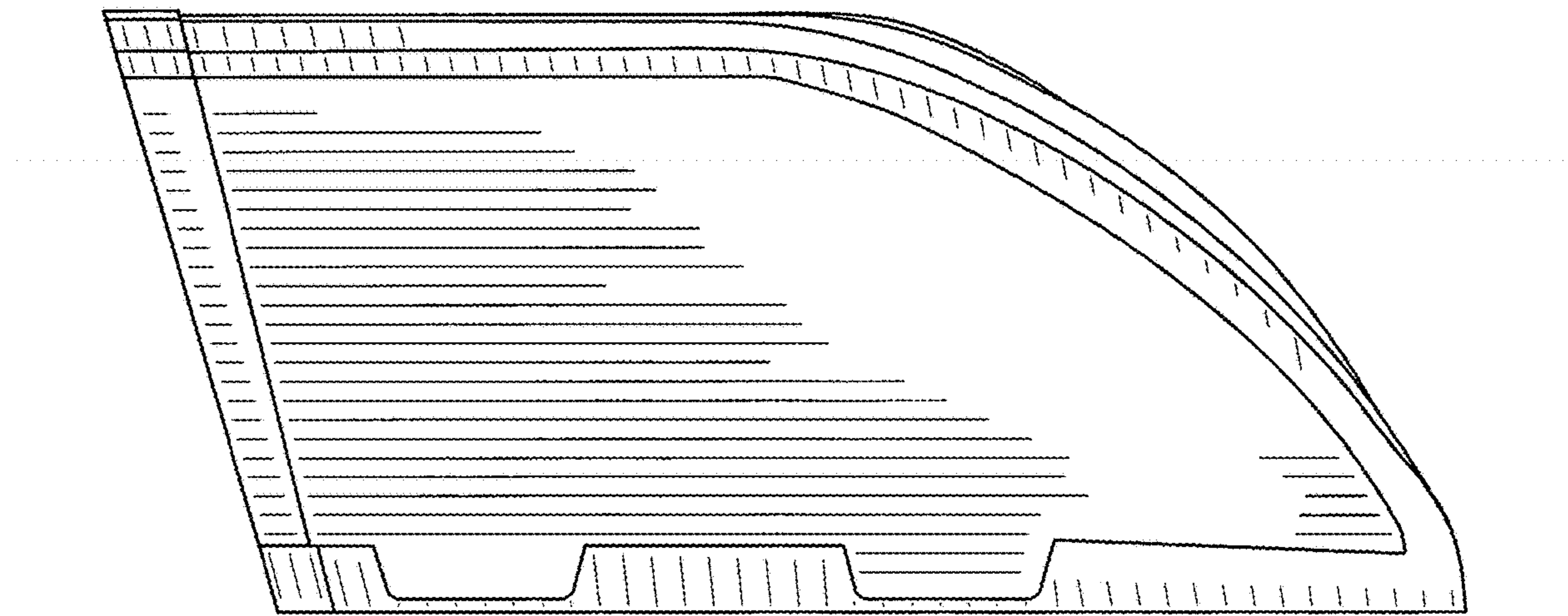


Fig. 6

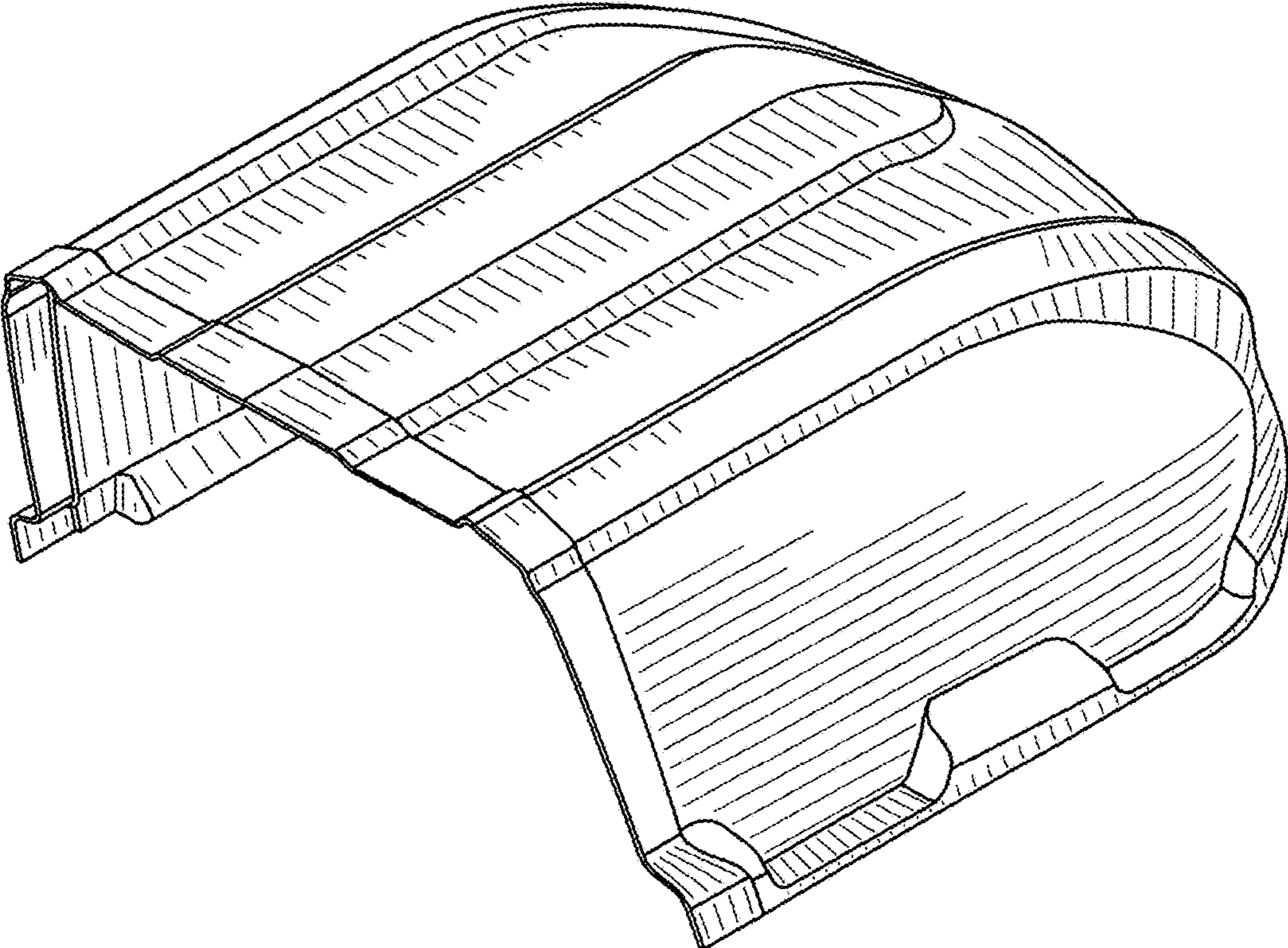


Fig. 7