



US00D820941S

(12) **United States Design Patent** (10) **Patent No.:** **US D820,941 S**
Dulay (45) **Date of Patent:** **** Jun. 19, 2018**

- (54) **HILT**
- (71) Applicant: **Mary Ann Joy G. Dulay**, Longmont, CO (US)
- (72) Inventor: **Mary Ann Joy G. Dulay**, Longmont, CO (US)
- (**) Term: **15 Years**
- (21) Appl. No.: **29/640,292**
- (22) Filed: **Mar. 13, 2018**
- (51) **LOC (11) Cl.** **22-02**
- (52) **U.S. Cl.**
USPC **D22/118**
- (58) **Field of Classification Search**
USPC D22/118; D3/220; 16/421; 30/295, 340, 30/342, 345
CPC .. B26B 3/00; F41B 13/00; F41B 13/02; F41C 27/00; F41C 27/16
See application file for complete search history.

- D473,915 S 4/2003 Hall
- D484,215 S 12/2003 Carer, III et al.
- D486,202 S 2/2004 Rae et al.
- D487,912 S * 3/2004 Rae D22/118
- D515,174 S * 2/2006 Farrell, III D22/118
- D517,154 S 3/2006 Otto
- D517,157 S * 3/2006 Rae D22/118

OTHER PUBLICATIONS

www.sword-wholesale.com/ Munetoshi - Handmade 1060 Folded Steel Chinese Korean Sword Ring Pommel Very Sharp (Year: 2018).*

* cited by examiner

Primary Examiner — Catherine R Oliver-Garcia
(74) *Attorney, Agent, or Firm* — Dunlap Bennett & Ludwig PLLC; Brendan E. Squire

(57) **CLAIM**

The ornamental design for a hilt, as shown and described.

DESCRIPTION

FIG. 1 is a front perspective view of the hilt showing my new design;
FIG. 2 is a front elevation view thereof;
FIG. 3 is a left elevation view thereof;
FIG. 4 is a rear elevation view thereof;
FIG. 5 is a right side elevation view thereof;
FIG. 6 is a top plan view thereof; and,
FIG. 7 is a bottom plan view thereof.
The broken lines in the drawings illustrate environment and forms no part of the claim.

1 Claim, 3 Drawing Sheets

(56) **References Cited**

U.S. PATENT DOCUMENTS

- D6,338 S * 1/1873 Price D22/118
- D222,938 S * 2/1972 Cole D22/118
- D325,616 S * 4/1992 Kolombatovich D22/118
- D360,241 S 7/1995 Choi
- D361,104 S 8/1995 Choi
- D375,779 S 11/1996 Hibben
- D399,891 S 10/1998 Choi
- D416,953 S 11/1999 Choi
- D452,546 S * 12/2001 Barker, II D22/118
- D473,618 S * 4/2003 Rae D22/118

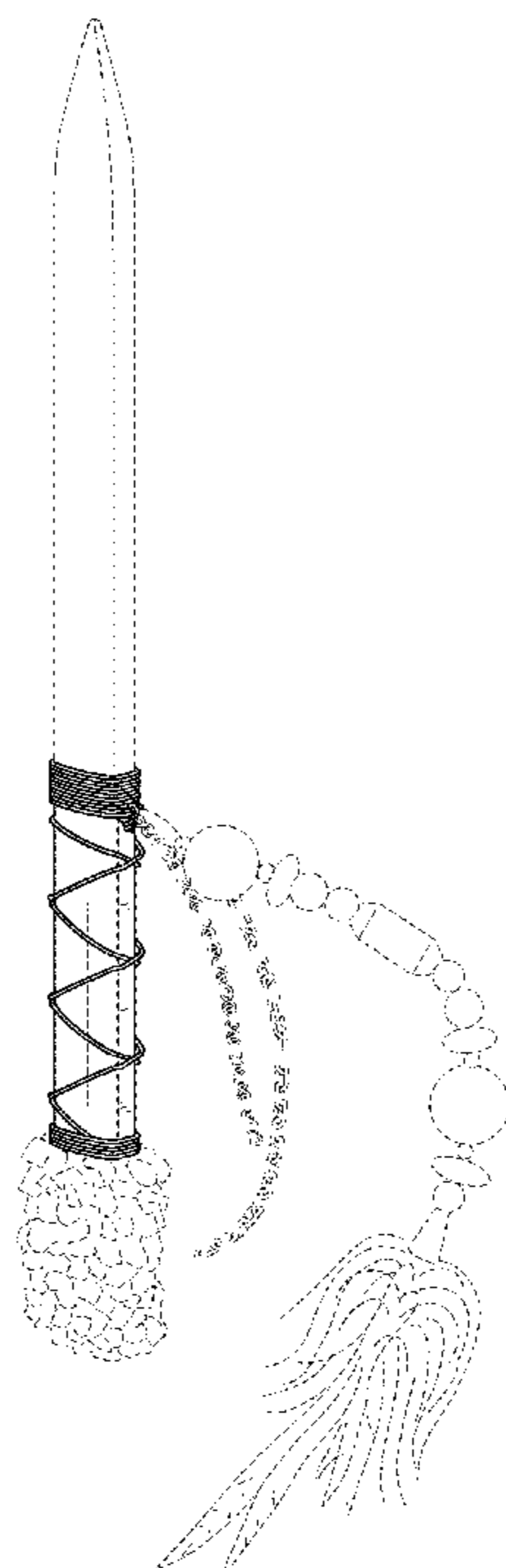
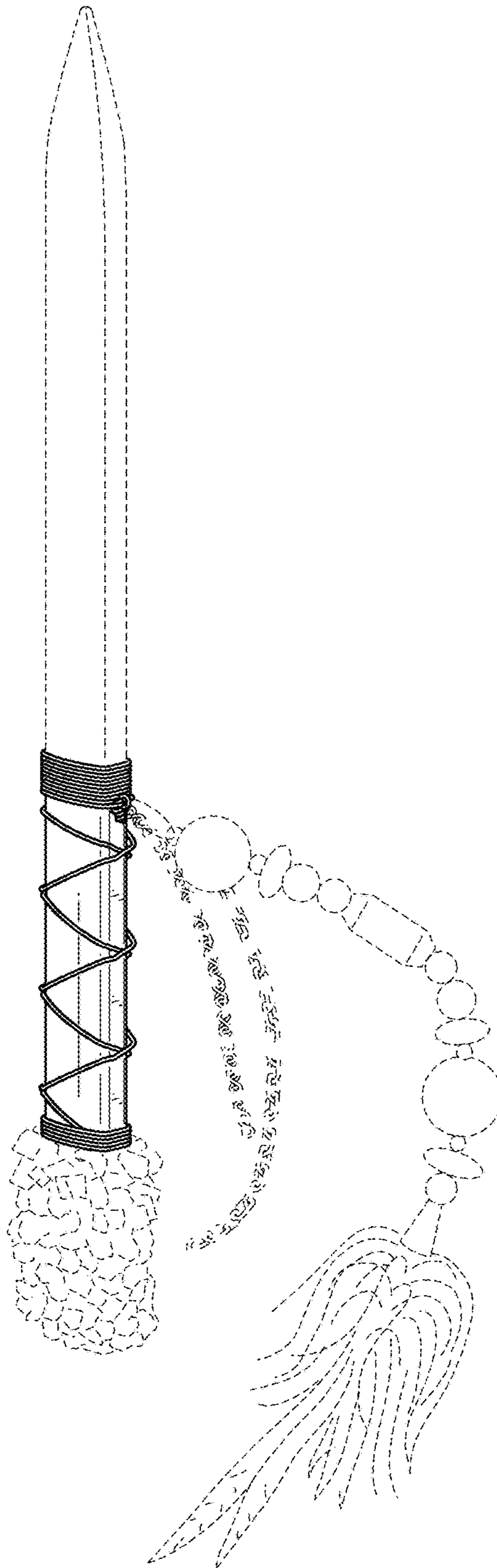


FIG. 1






FIG. 2

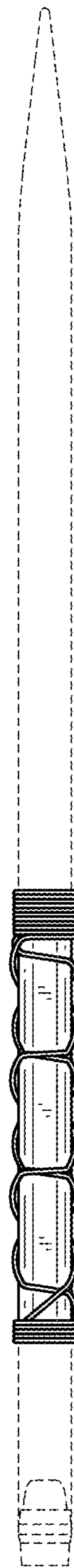


FIG. 3




FIG. 4

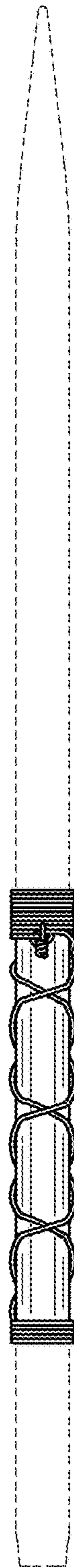


FIG. 5

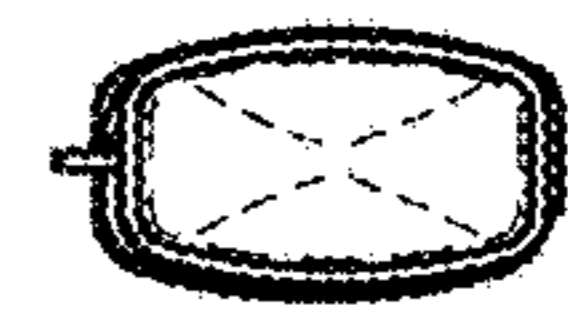


FIG. 6

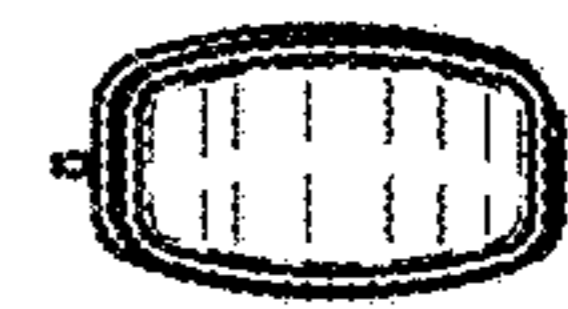


FIG. 7