



US00D820936S

(12) **United States Design Patent**
Kelly

(10) **Patent No.:** **US D820,936 S**
(45) **Date of Patent:** **** Jun. 19, 2018**

(54) **ARCHERY BOW RISER**

(71) Applicant: **Elite Outdoors LLC**, West Henrietta, NY (US)

(72) Inventor: **Daniel N. Kelly**, Rochester, NY (US)

(73) Assignee: **Elite Outdoors LLC**, West Henrietta, NY (US)

(**) Term: **15 Years**

(21) Appl. No.: **29/560,495**

(22) Filed: **Apr. 7, 2016**

(51) **LOC (11) Cl.** **22-01**

(52) **U.S. Cl.**
USPC **D22/107**

(58) **Field of Classification Search**
USPC D22/107, 199

(Continued)

(56) **References Cited**

U.S. PATENT DOCUMENTS

1,689,141 A 10/1928 Keller
1,847,593 A 3/1932 Colin

(Continued)

OTHER PUBLICATIONS

Hoyt Target Recurve Risers, May 2, 2015, retrieved from the internet: <https://web.archive.org/web/20150502001227/http://www.hoyt.com/target-recurves/risers/formula>, 4 pages.

Primary Examiner — Karen S Acker

Assistant Examiner — Steven B Reinholdt, Jr.

(74) *Attorney, Agent, or Firm* — Barclay Damon LLP

(57) **CLAIM**

The ornamental design for an archery bow riser, as shown and described.

DESCRIPTION

A portion of the disclosure of this patent document contains or may contain material which is subject to copyright

protection. The copyright owner has no objection to the photocopy reproduction by anyone of the patent document in exactly the form it appears in the Patent and Trademark Office patent file or records, but otherwise reserves all copyrights whatsoever.

FIG. 1 is a front elevation view of a first embodiment of the archery bow riser.

FIG. 2 is a rear elevation view of the first embodiment of the archery bow riser.

FIG. 3 is a left side elevation view of the first embodiment of the archery bow riser.

FIG. 4 is a right side elevation view of the first embodiment of the archery bow riser.

FIG. 5 is a top view of the first embodiment of the archery bow riser.

FIG. 6 is a bottom view of the first embodiment of the archery bow riser.

FIG. 7 is a right front isometric view of the first embodiment of the archery bow riser.

FIG. 8 is a right rear isometric view of the first embodiment of the archery bow riser.

FIG. 9 is a front elevation view of a second embodiment of the archery bow riser.

FIG. 10 is a rear elevation view of the second embodiment of the archery bow riser.

FIG. 11 is a left side elevation view of the second embodiment of the archery bow riser.

FIG. 12 is a right side elevation view of the second embodiment of the archery bow riser.

FIG. 13 is a top view of the second embodiment of the archery bow riser.

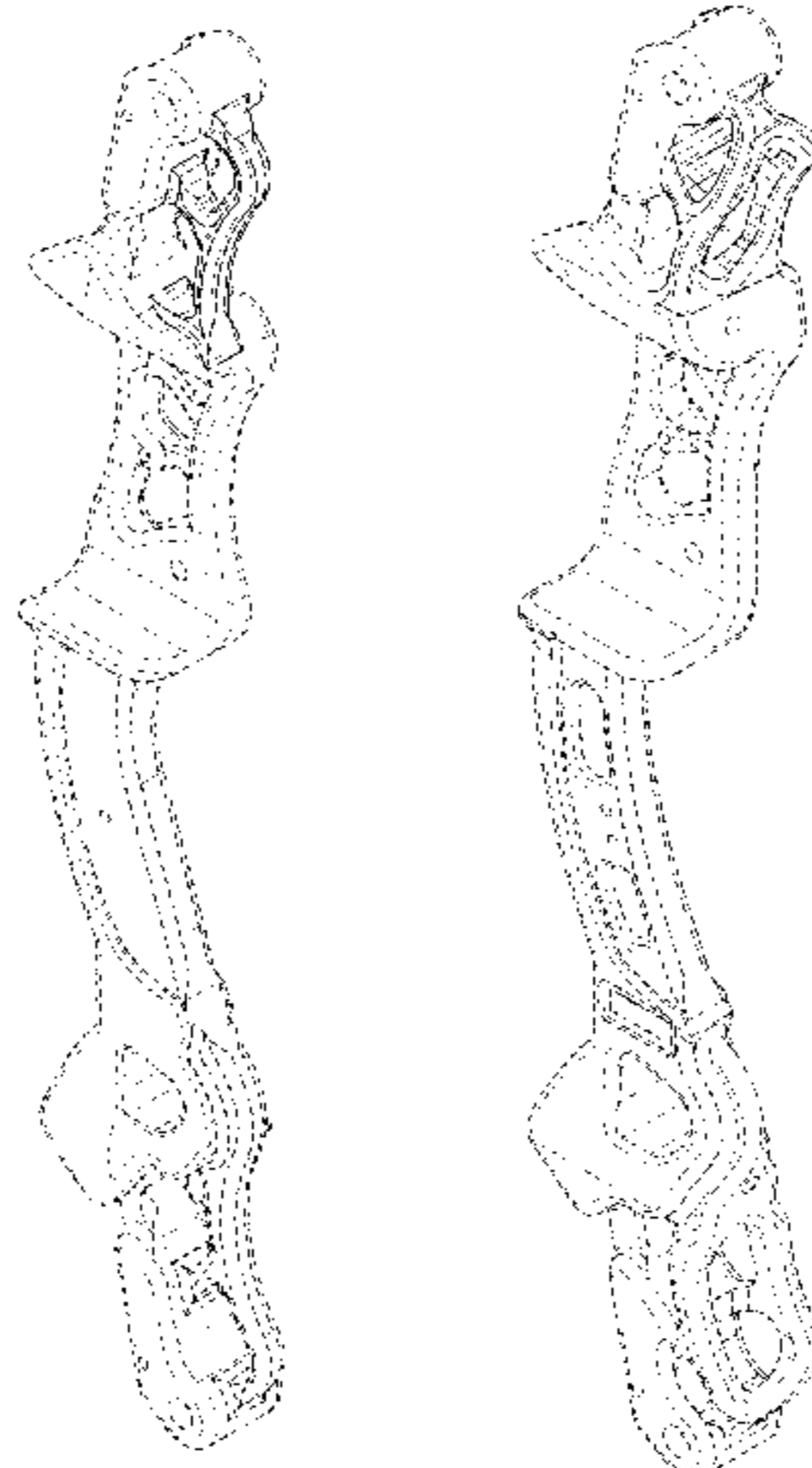
FIG. 14 is a bottom view of the second embodiment of the archery bow riser.

FIG. 15 is a right front isometric view of the second embodiment of the archery bow riser; and,

FIG. 16 is a right rear isometric view of the second embodiment of the archery bow riser.

The evenly spaced broken lines in the figures represent portions of the archery bow riser that form no part of the claimed design. The uneven length broken lines in FIGS. 10, 11, 15, and 16 represent the boundary of the claim and form no part thereof.

1 Claim, 14 Drawing Sheets



US D820,936 S

Page 2

(58) **Field of Classification Search**
CPC F41B 5/00; F41B 5/10; F41B 5/15
See application file for complete search history.

(56) **References Cited**

U.S. PATENT DOCUMENTS

2,186,386 A 1/1940 Lowell
2,909,167 A 10/1959 Fredrickson
3,055,353 A 9/1962 Perrucci
3,923,036 A 12/1975 Jennings
4,257,385 A 3/1981 Stewart
4,343,286 A 8/1982 Thacker
4,458,657 A 7/1984 Stockmar
4,759,337 A 7/1988 Suski
4,971,020 A 11/1990 Soderstrom
5,099,819 A 3/1992 Simonds
5,649,519 A 7/1997 Linderman
5,682,871 A 11/1997 Walk
6,019,097 A 2/2000 Cox
6,142,133 A 11/2000 Anderson
6,758,204 B1 7/2004 Goff
7,066,165 B2 6/2006 Perry
7,258,113 B2 8/2007 Pilpel

7,373,934 B2 5/2008 Smith
8,079,353 B2 12/2011 Davis
8,522,762 B2 9/2013 Trpkovski
8,622,050 B2 1/2014 Goff
8,627,810 B2 1/2014 McPherson
8,807,125 B1 8/2014 Mathur
8,844,510 B2 9/2014 Liu
8,931,464 B2* 1/2015 Jackson F41B 5/1403
124/23.1
D741,439 S * 10/2015 Rodich D21/571
D775,704 S * 1/2017 Nevels D22/107
2007/0084451 A1 4/2007 Perry
2007/0101980 A1 5/2007 Sims
2010/0000504 A1 1/2010 Trpkovski
2011/0146644 A1* 6/2011 Achkar F41B 5/10
124/25.6
2014/0261354 A1 9/2014 Ross, Jr.
2014/0366858 A1 12/2014 Garver
2015/0083098 A1 3/2015 Derus
2015/0153131 A1 6/2015 Trpkovski
2016/0025443 A1* 1/2016 Valsecchi F41B 5/0026
124/23.1
2017/0191785 A1* 7/2017 Derus F41B 5/0031

* cited by examiner

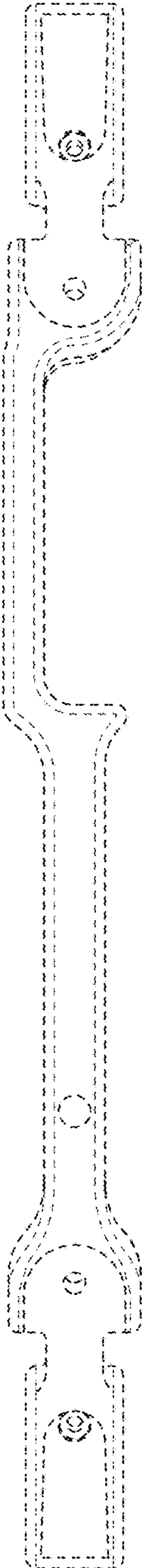


FIG. 1

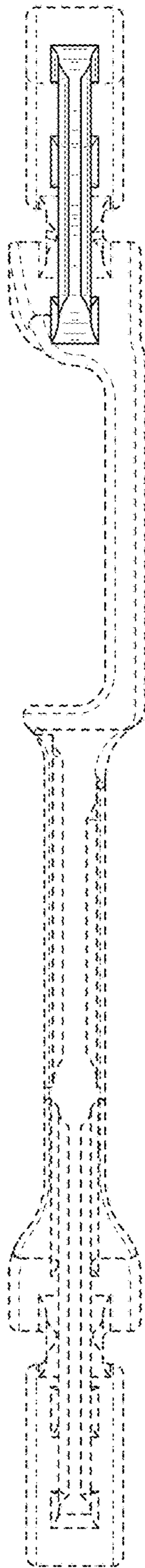


FIG. 2

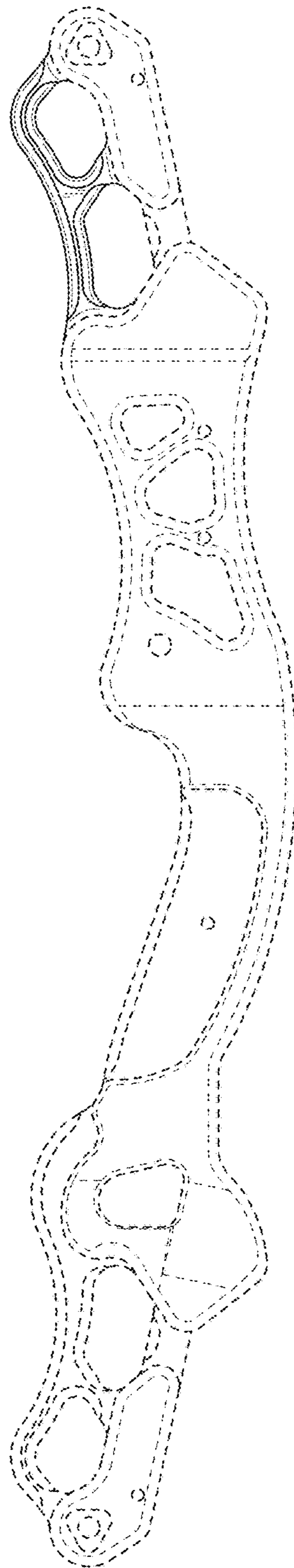


FIG. 3

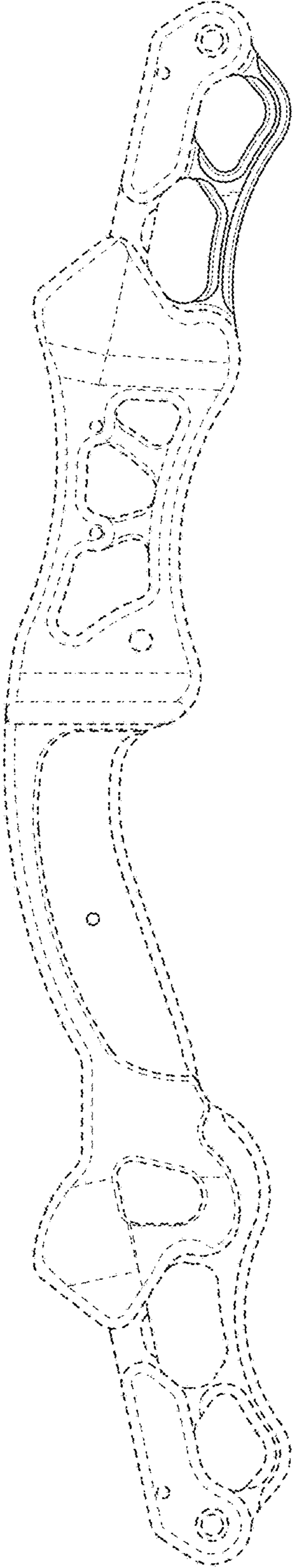


FIG. 4

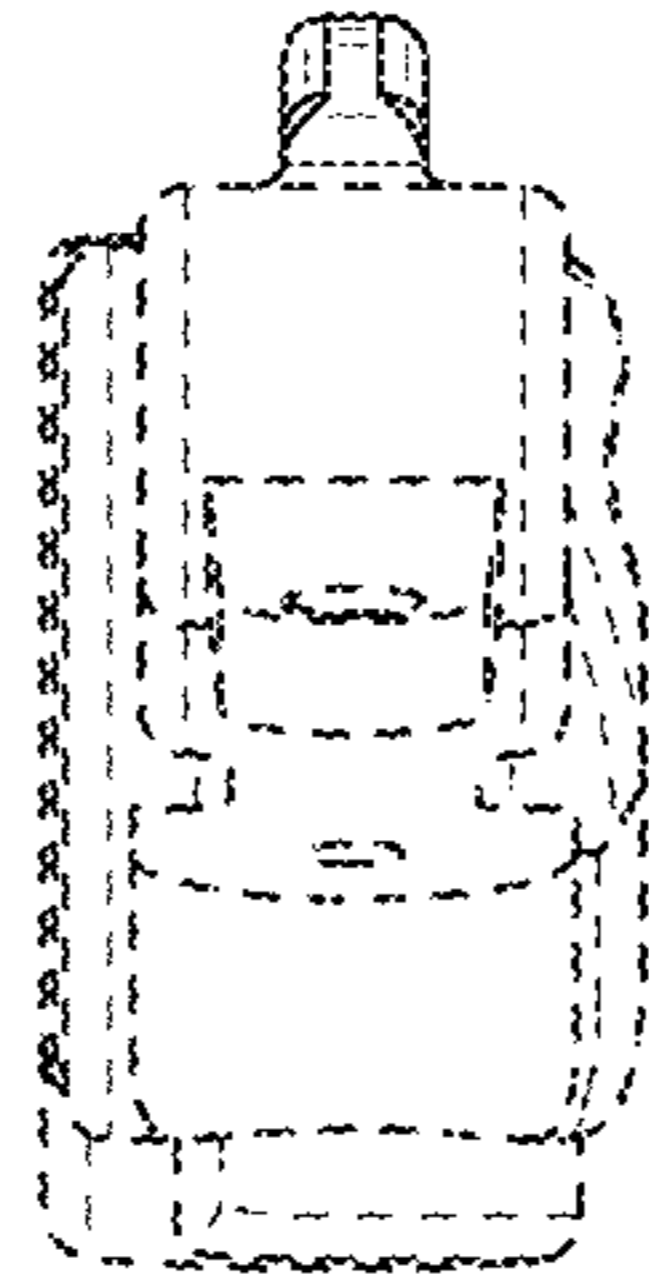


FIG. 5

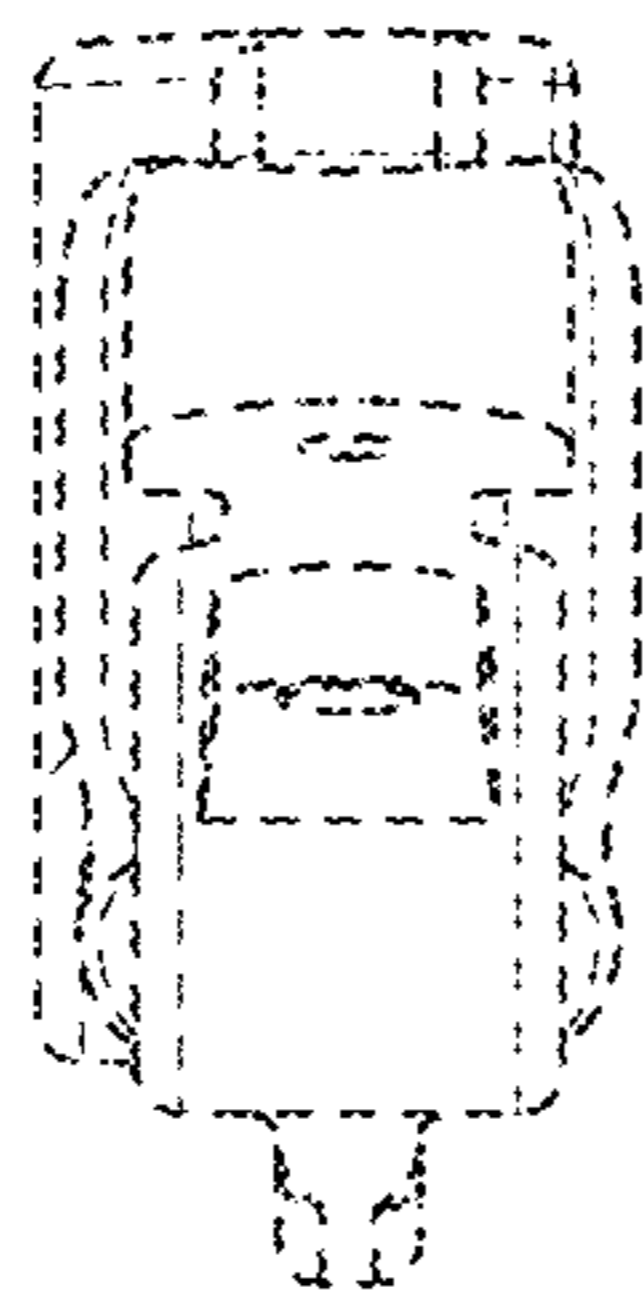


FIG. 6

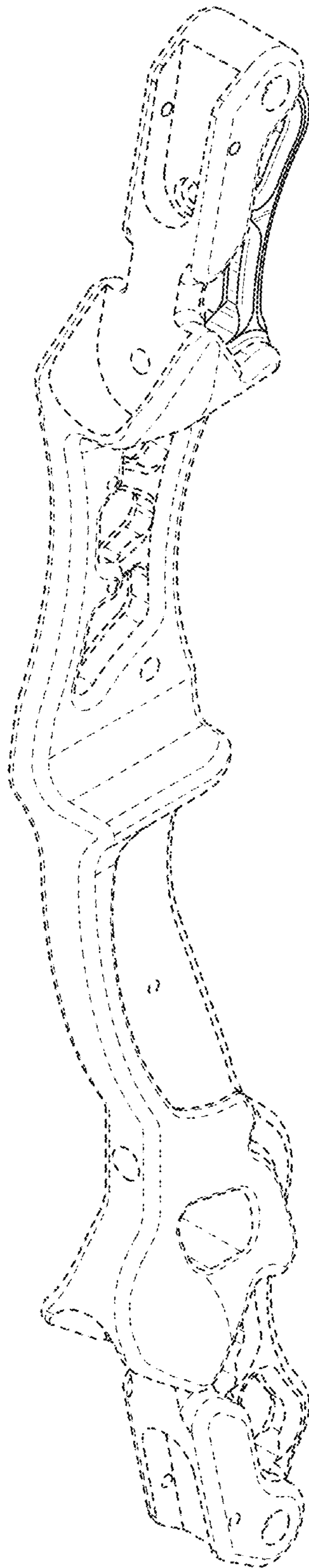


FIG. 7

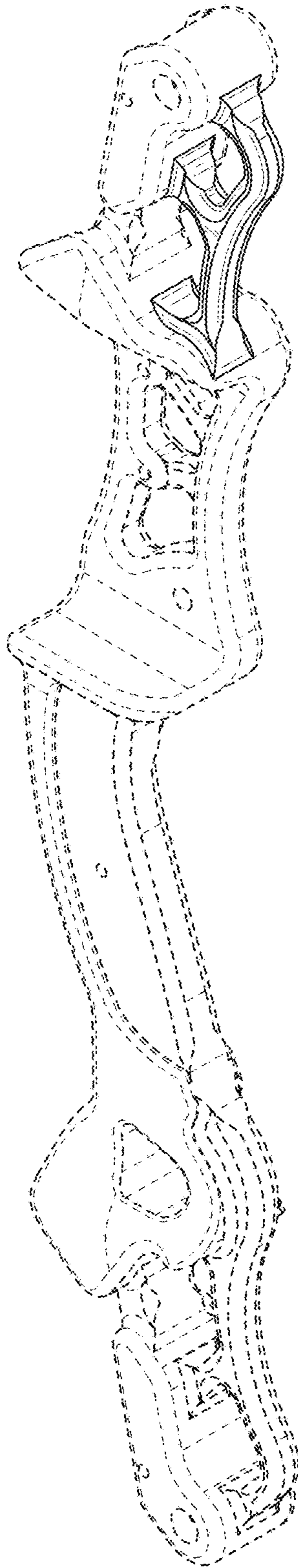


FIG. 8

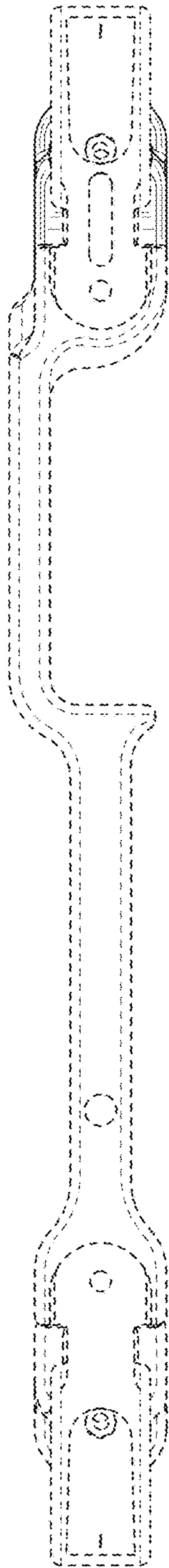


FIG. 9

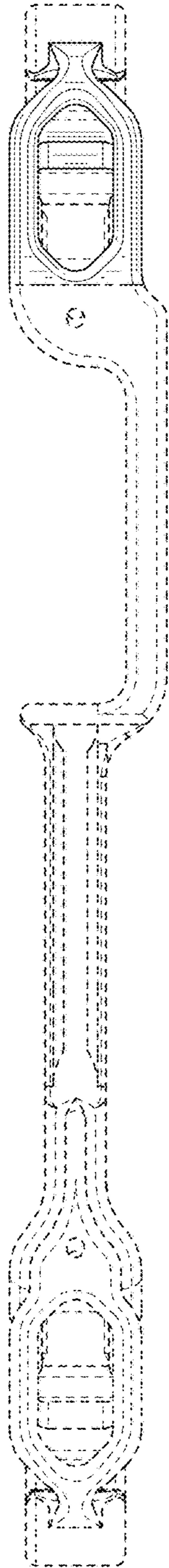


FIG. 10

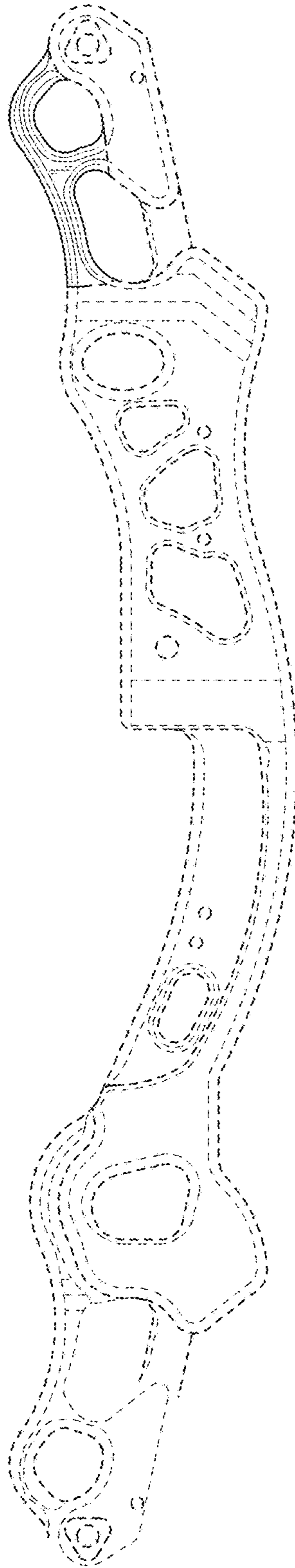


FIG. 11

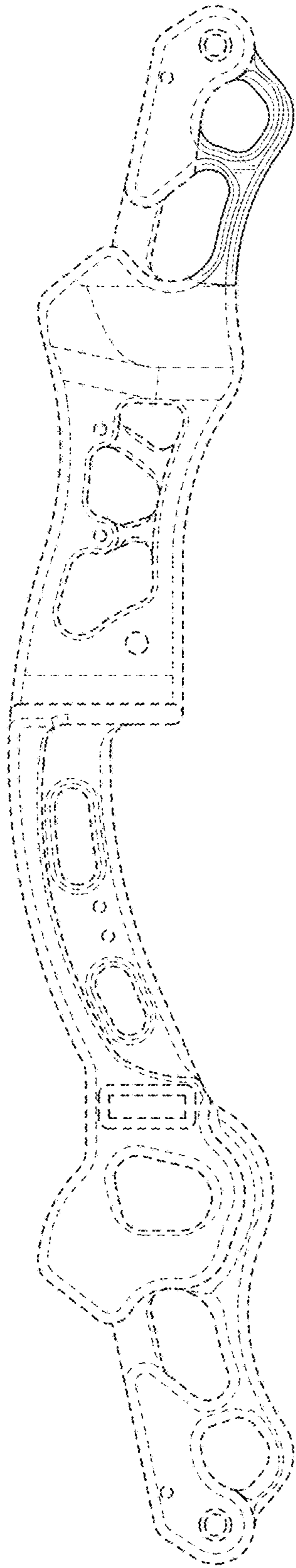


FIG. 12

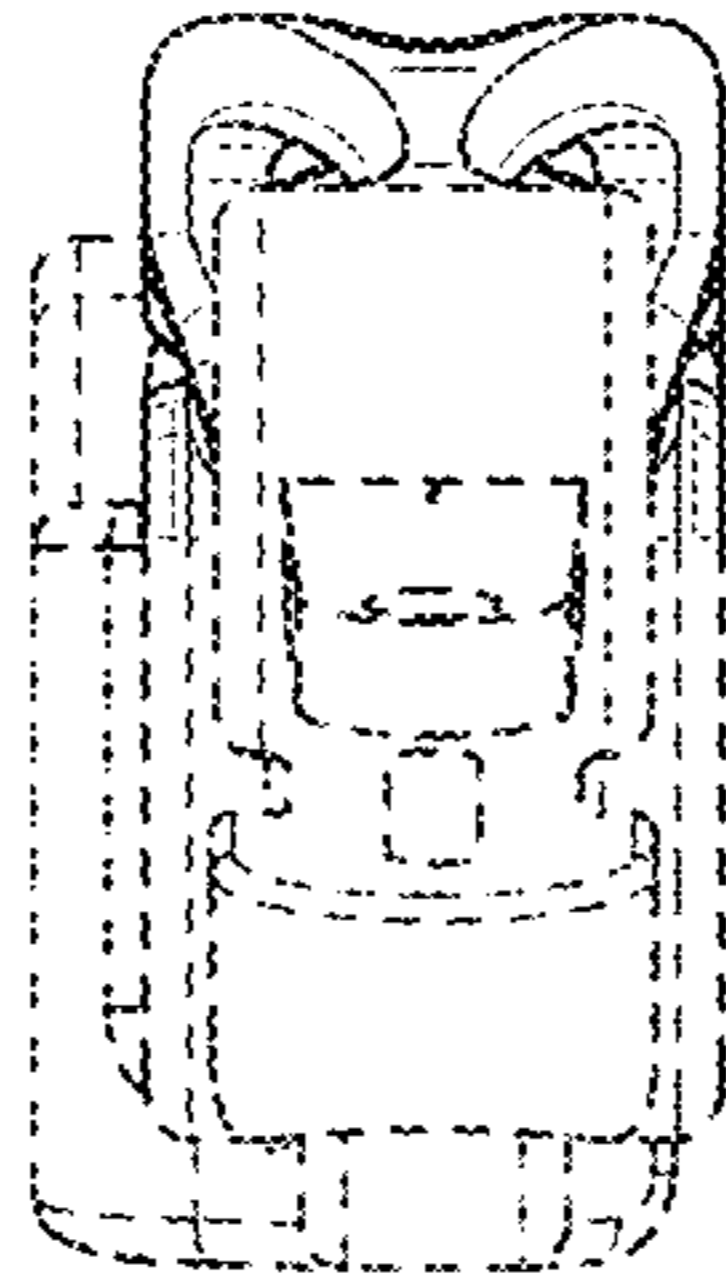


FIG. 13

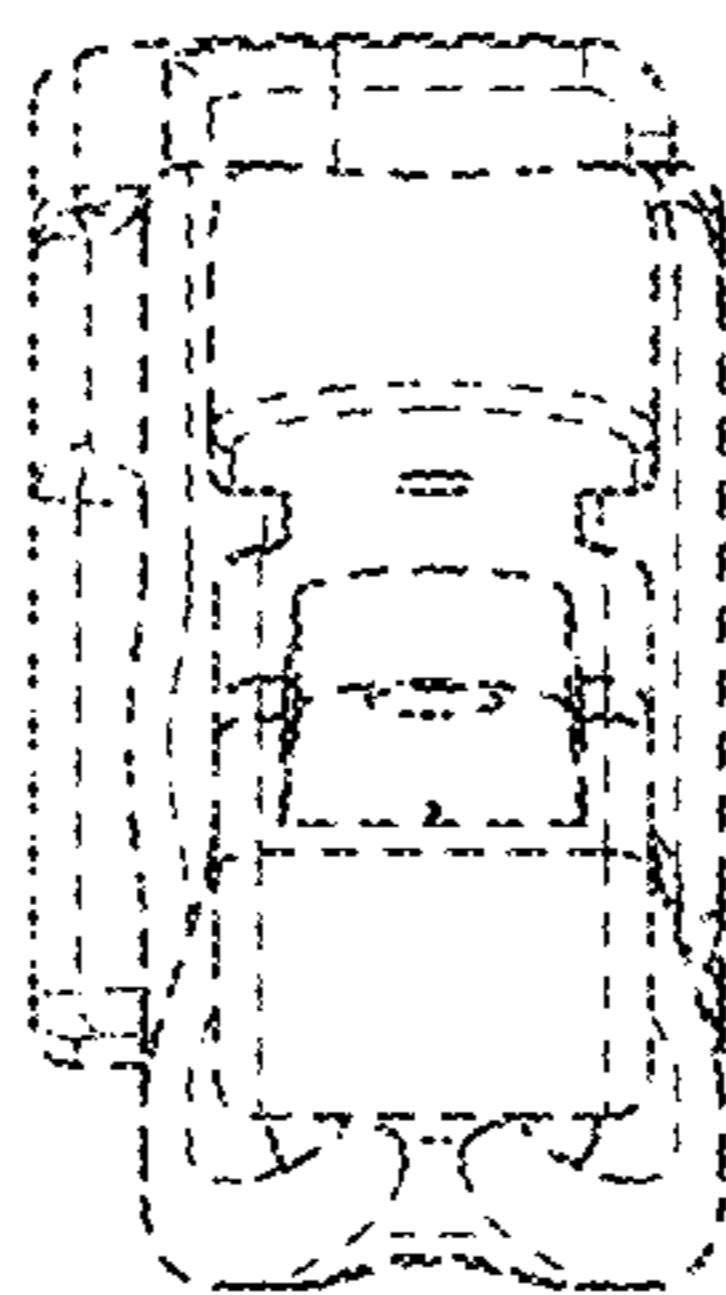


FIG. 14

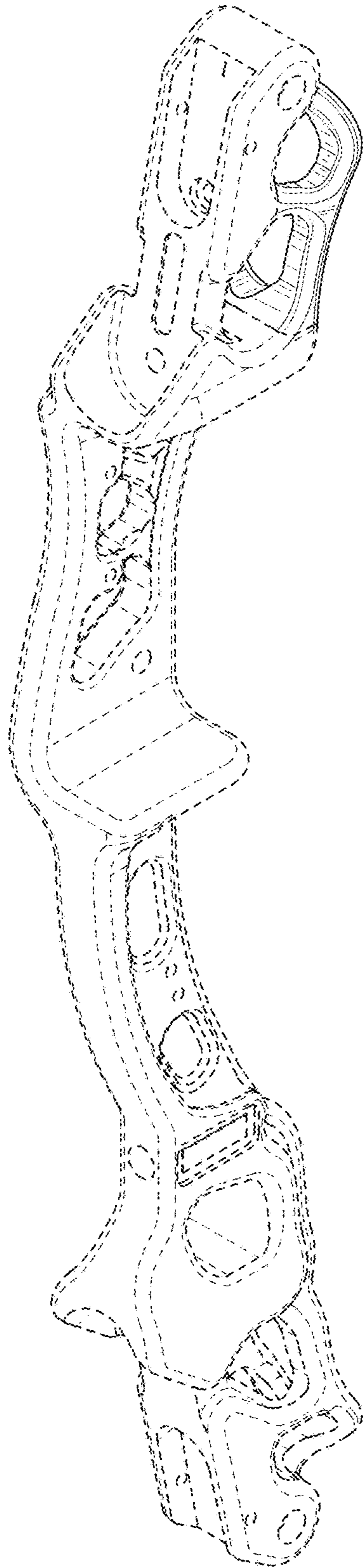


FIG. 15

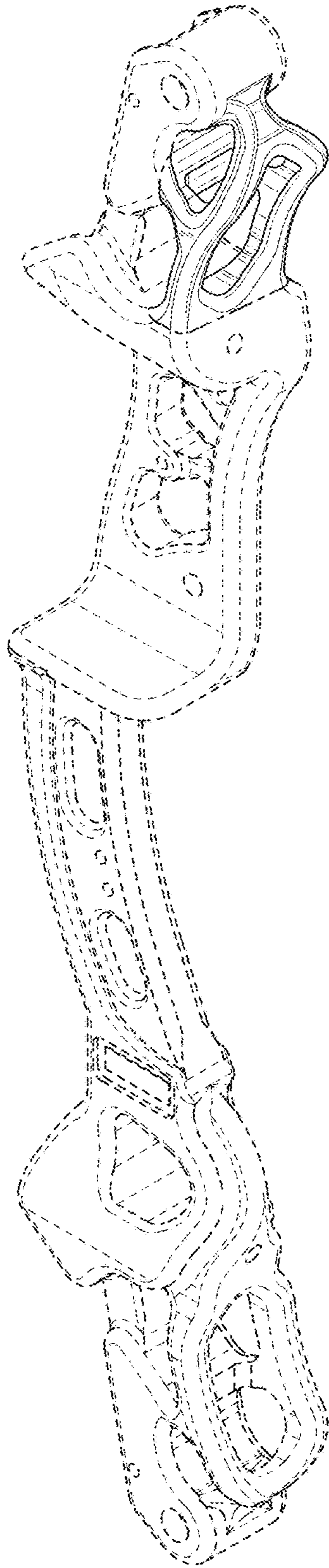


FIG. 16