



US00D820931S

(12) **United States Design Patent**
Ripp

(10) **Patent No.:** **US D820,931 S**

(45) **Date of Patent:** **** Jun. 19, 2018**

- (54) **GOLF CLUB HEAD**
- (71) Applicant: **DUNLOP SPORTS CO. LTD.**, Kobe, Hyogo (JP)
- (72) Inventor: **Patrick A. Ripp**, Huntington Beach, CA (US)
- (73) Assignee: **DUNLOP SPORTS CO. LTD.**, Kobe (JP)
- (**) Term: **15 Years**
- (21) Appl. No.: **29/580,066**
- (22) Filed: **Oct. 5, 2016**
- (51) **LOC (11) Cl.** **21-02**
- (52) **U.S. Cl.**
USPC **D21/759**
- (58) **Field of Classification Search**
USPC D21/733-752, 759
CPC A63B 53/00; A63B 53/04; A63B 53/007; A63B 53/065; A63B 53/0487; A63B 60/00; A63B 60/46; A63B 53/047; A63B 53/0475; A63B 2053/0479; A63B 2053/0483; A63B 2053/0445; A63B 2053/002; A63B 2053/0433; A63B 53/0466; A63B 2053/0491; A63B 2053/0437
See application file for complete search history.

(56) **References Cited**

U.S. PATENT DOCUMENTS

- 1,289,553 A * 12/1918 Sanders A63B 53/04 473/331
- 1,337,958 A * 4/1920 Reach A63B 53/04 473/331
- D55,644 S * 7/1920 Reach D21/750
- 1,965,954 A * 7/1934 Davis A63B 53/04 473/242

- 4,754,975 A * 7/1988 Aizawa A63B 53/04 473/348
- 5,637,044 A * 6/1997 Swash A63B 53/0487 473/251
- D420,079 S * 2/2000 Frazetta D21/747
- D458,331 S * 6/2002 Wahl D21/759
- D570,934 S * 6/2008 Ban D21/744
- 7,473,187 B2 * 1/2009 Vokey A63B 53/047 473/330
- D588,221 S * 3/2009 Takahashi D21/759
- D588,222 S * 3/2009 Takahashi D21/759
- D588,666 S * 3/2009 Takahashi D21/759
- D596,687 S * 7/2009 Bezilla D21/759
- 7,594,863 B2 * 9/2009 Ban A63B 53/047 473/331
- D603,009 S * 10/2009 Bezilla D21/759
- D606,605 S * 12/2009 Wada D21/759

(Continued)

Primary Examiner — Mitchell I. Siegel

(74) *Attorney, Agent, or Firm* — Oliff PLC

(57) **CLAIM**

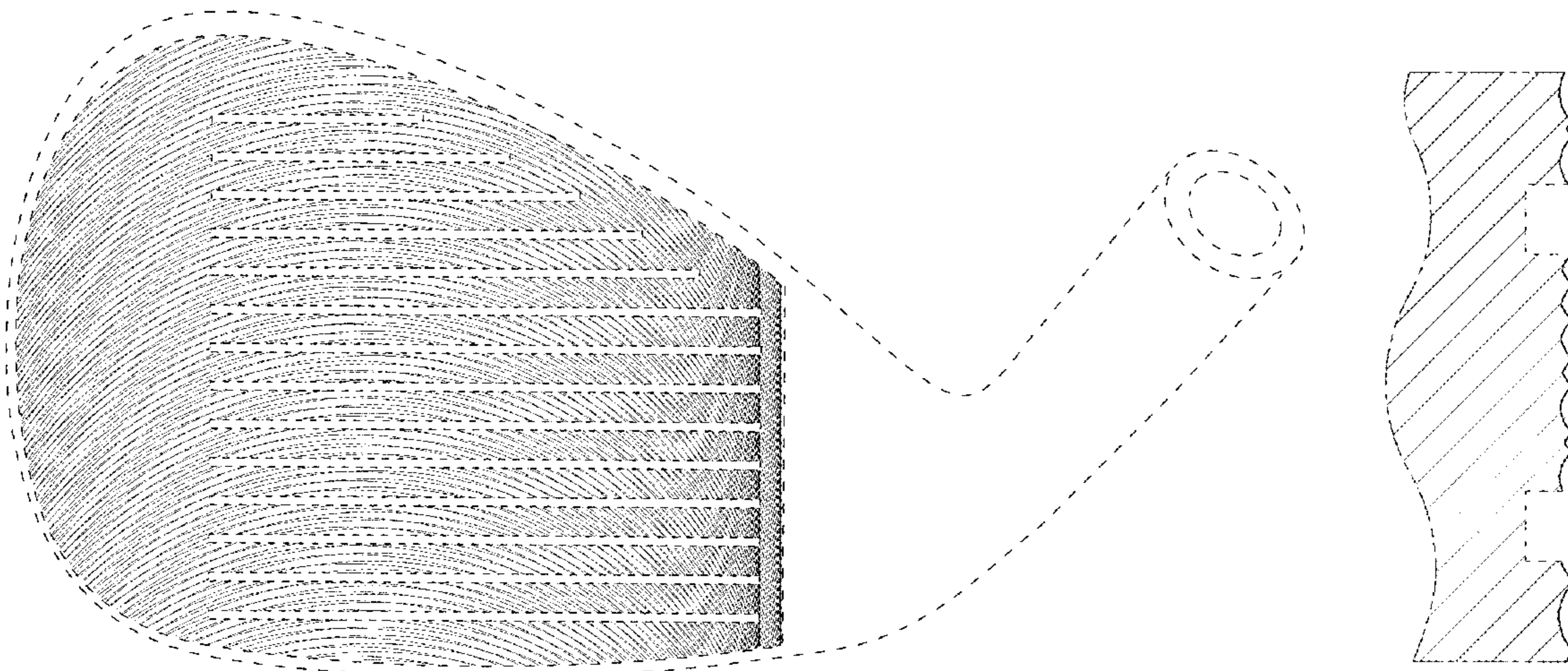
The ornamental design for a golf club head, as shown and described.

DESCRIPTION

FIG. 1 is a front elevational view of the golf club head;
 FIG. 2 is an enlarged front elevational view thereof;
 FIG. 3 is an enlarged view of area 3 in FIG. 2;
 FIG. 4 is a cross-sectional view thereof taken along line 4-4 in FIG. 3;
 FIG. 5 is a top plan view thereof;
 FIG. 6 is a bottom plan view thereof;
 FIG. 7 is a toe-side elevational view thereof;
 FIG. 8 is a heel-side elevational view thereof; and,
 FIG. 9 is a rear elevational view thereof.

The broken lines depict unclaimed portions of the golf club head, and thus form no part of the claimed design. The dot-dot-dash chain lines depict the boundaries of enlarged areas, and thus form no part of the claimed design.

1 Claim, 8 Drawing Sheets



(56)

References Cited

U.S. PATENT DOCUMENTS

D607,070	S *	12/2009	Wada	D21/759
D607,071	S *	12/2009	Wada	D21/759
D612,438	S *	3/2010	Carlyle	D21/759
D612,439	S *	3/2010	Carlyle	D21/759
D617,406	S *	6/2010	Carlyle	D21/759
D633,967	S *	3/2011	Carlyle	D21/759
D634,804	S *	3/2011	Beaulieu	D21/759
D639,366	S *	6/2011	Reinberg	D21/759
D639,367	S *	6/2011	Reinberg	D21/759
D643,490	S *	8/2011	Wada	D21/759
8,012,036	B2 *	9/2011	Nakamura	A63B 53/00 473/290
D707,316	S *	6/2014	Aguayo	D21/759
D707,317	S *	6/2014	Aguayo	D21/759
D716,387	S *	10/2014	Aguayo	D21/759
D716,388	S *	10/2014	Aguayo	D21/759
D756,475	S *	5/2016	Ripp	D21/759
D760,854	S *	7/2016	Ripp	D21/759
D764,000	S *	8/2016	Gonczi	D21/759
D786,379	S *	5/2017	Ivanova	D21/759
2008/0020859	A1 *	1/2008	Yamagishi	A63B 53/047 473/324
2008/0125241	A1 *	5/2008	Tateno	A63B 53/0487 473/331
2009/0247318	A1 *	10/2009	Ban	A63B 53/047 473/331

* cited by examiner

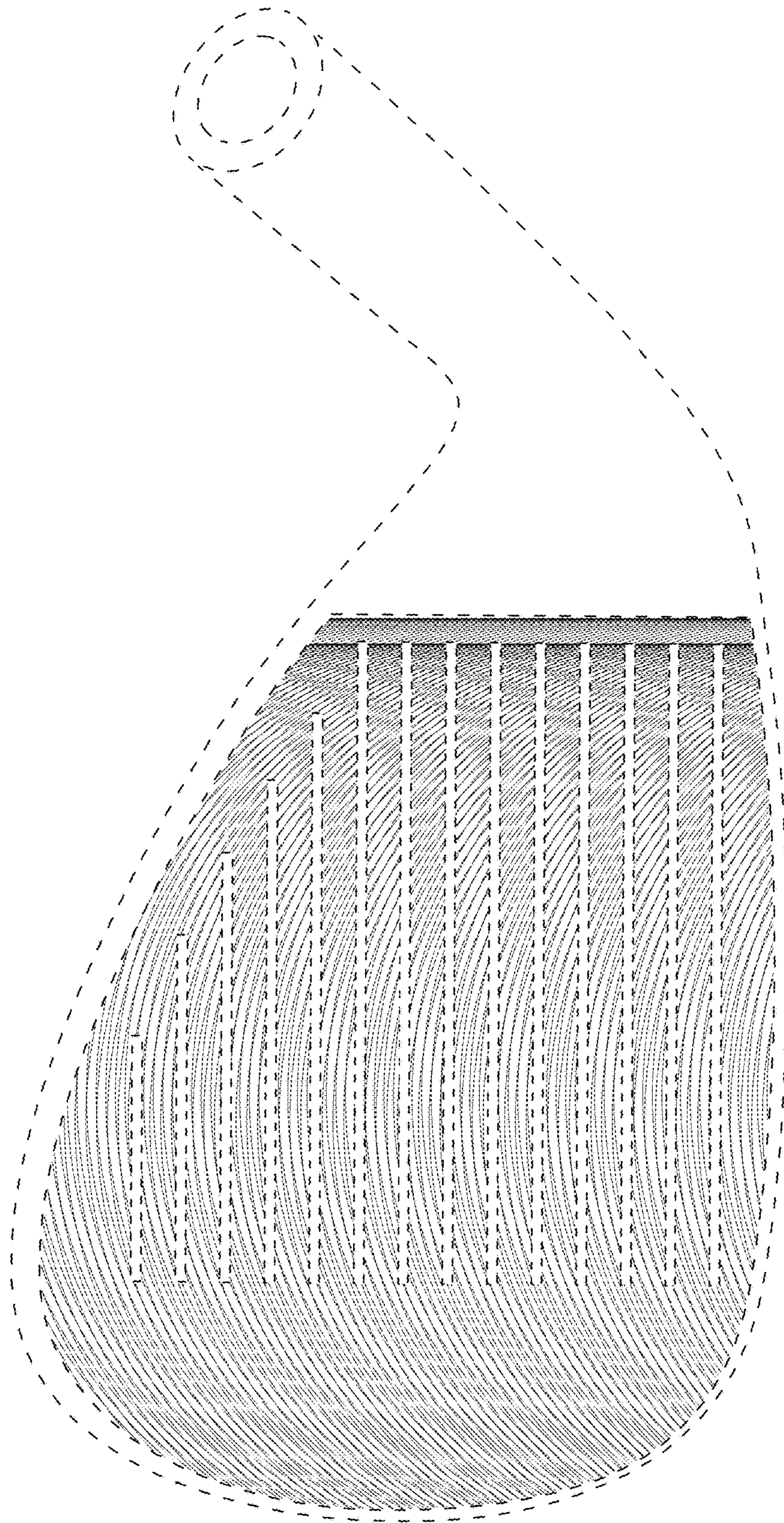


FIG. 1

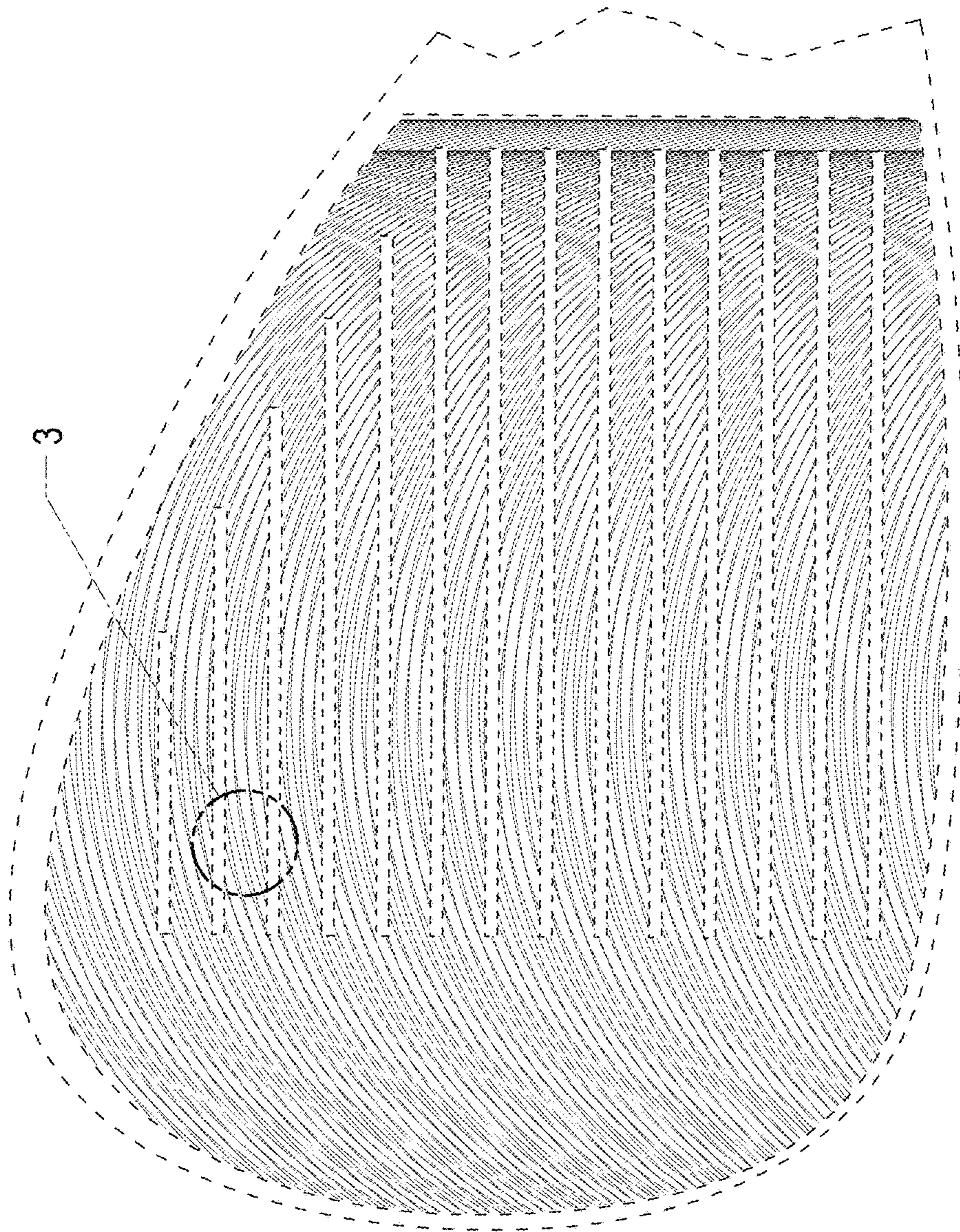


FIG. 2

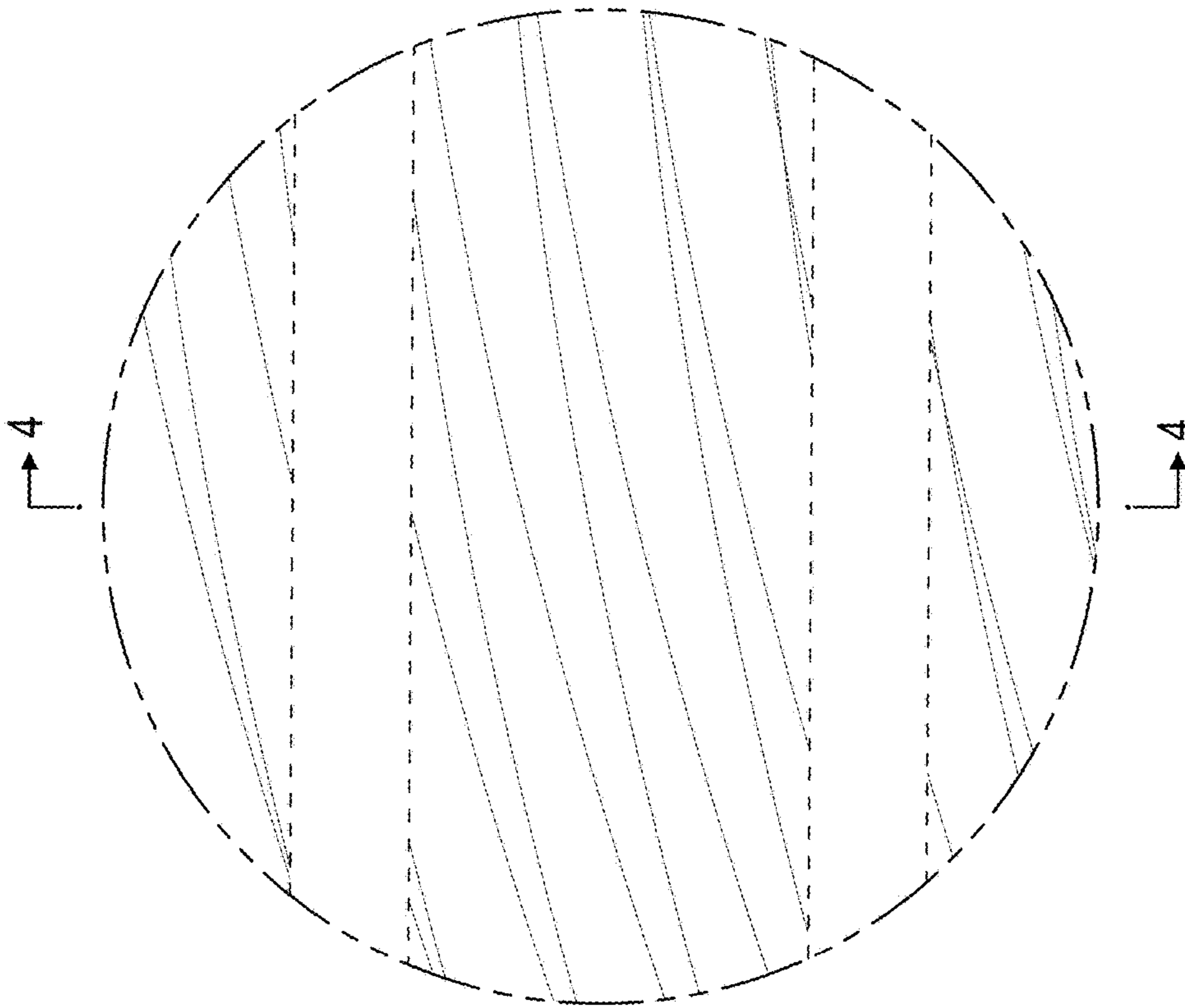


FIG. 3

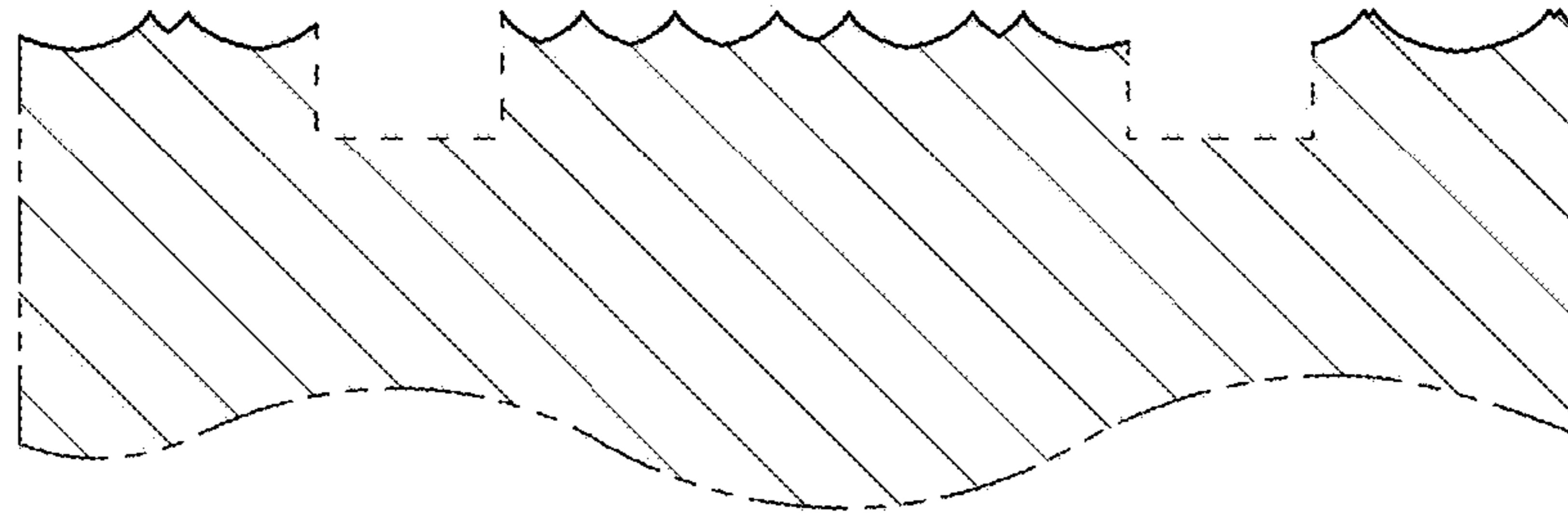


FIG. 4

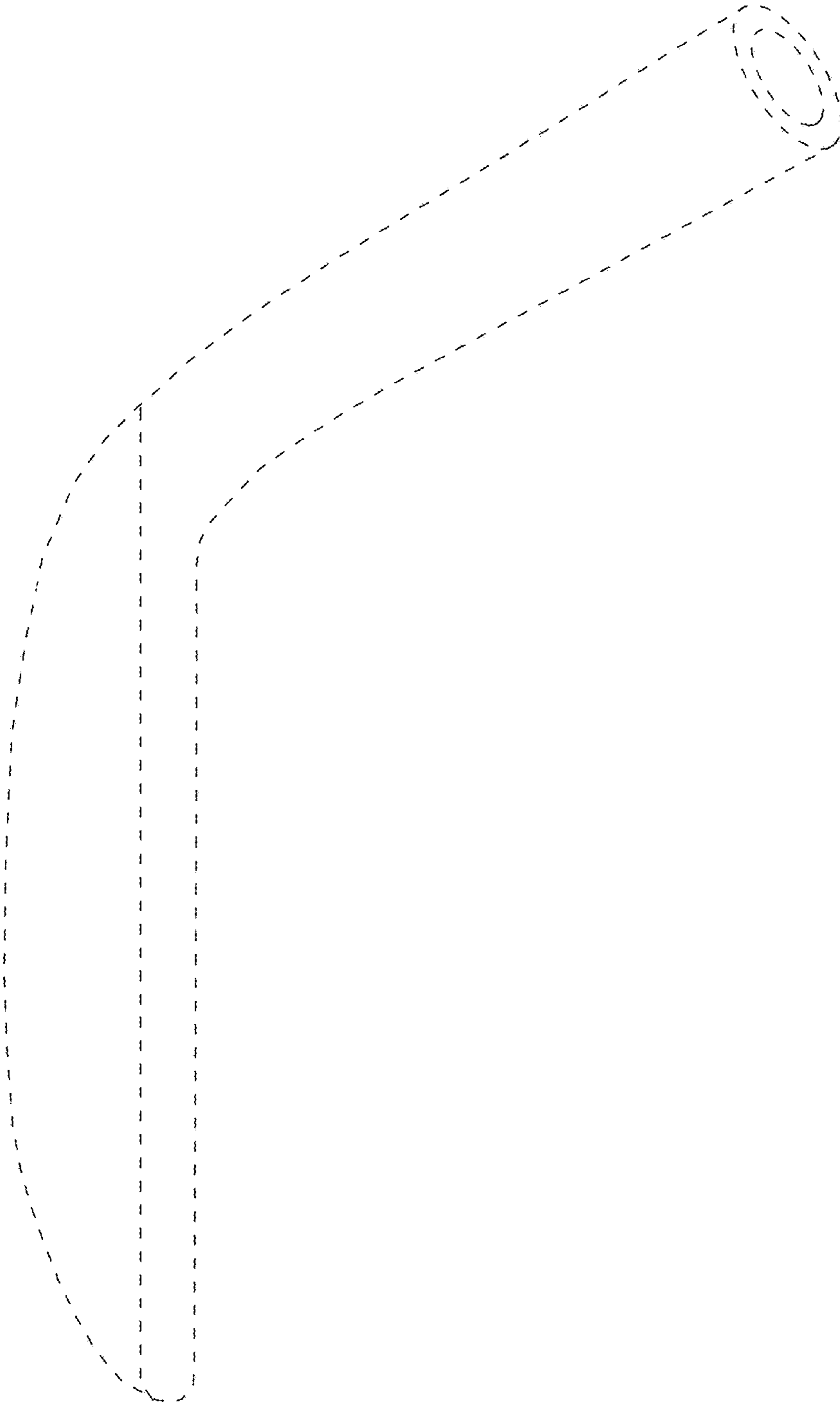


FIG. 5

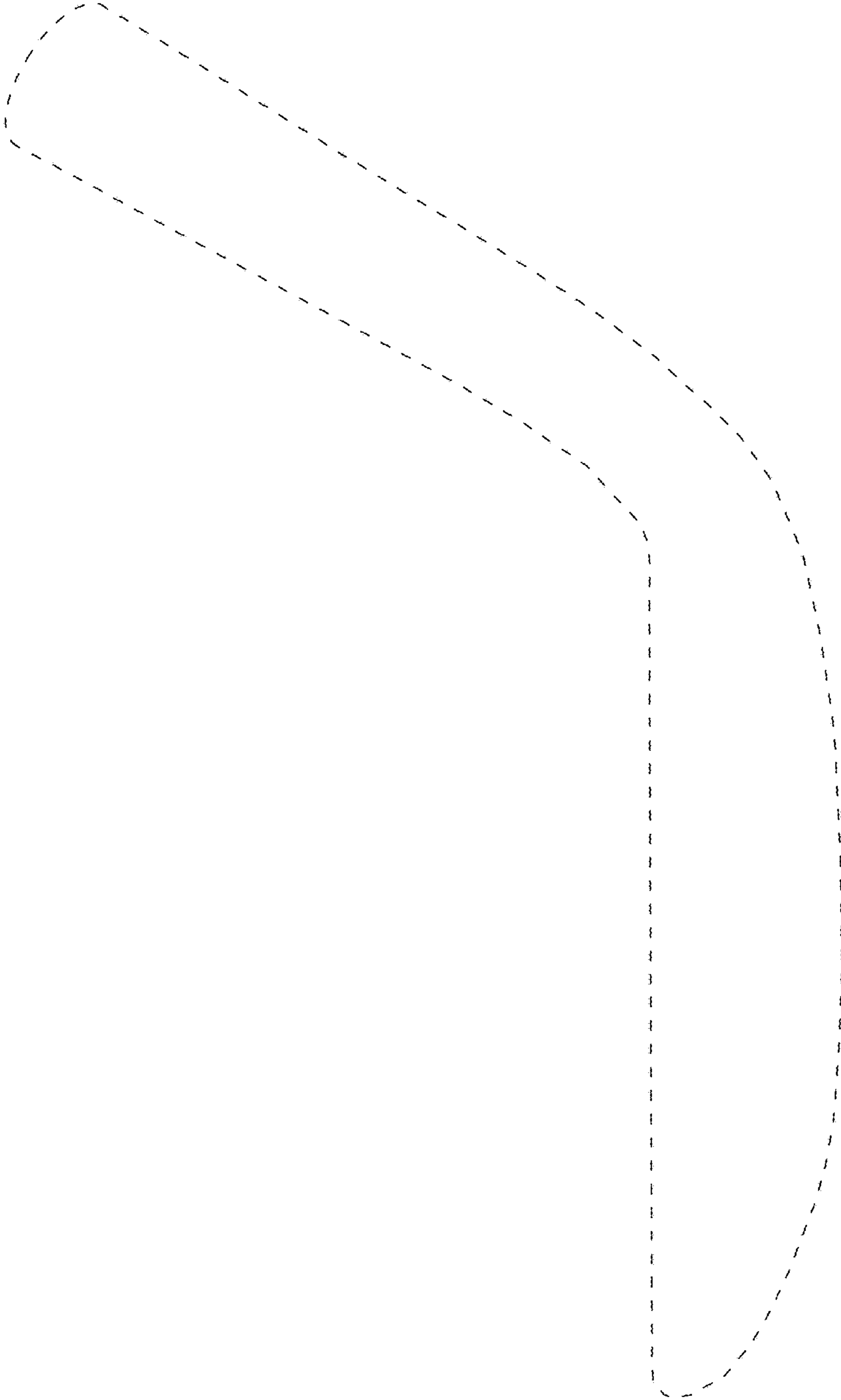


FIG. 6

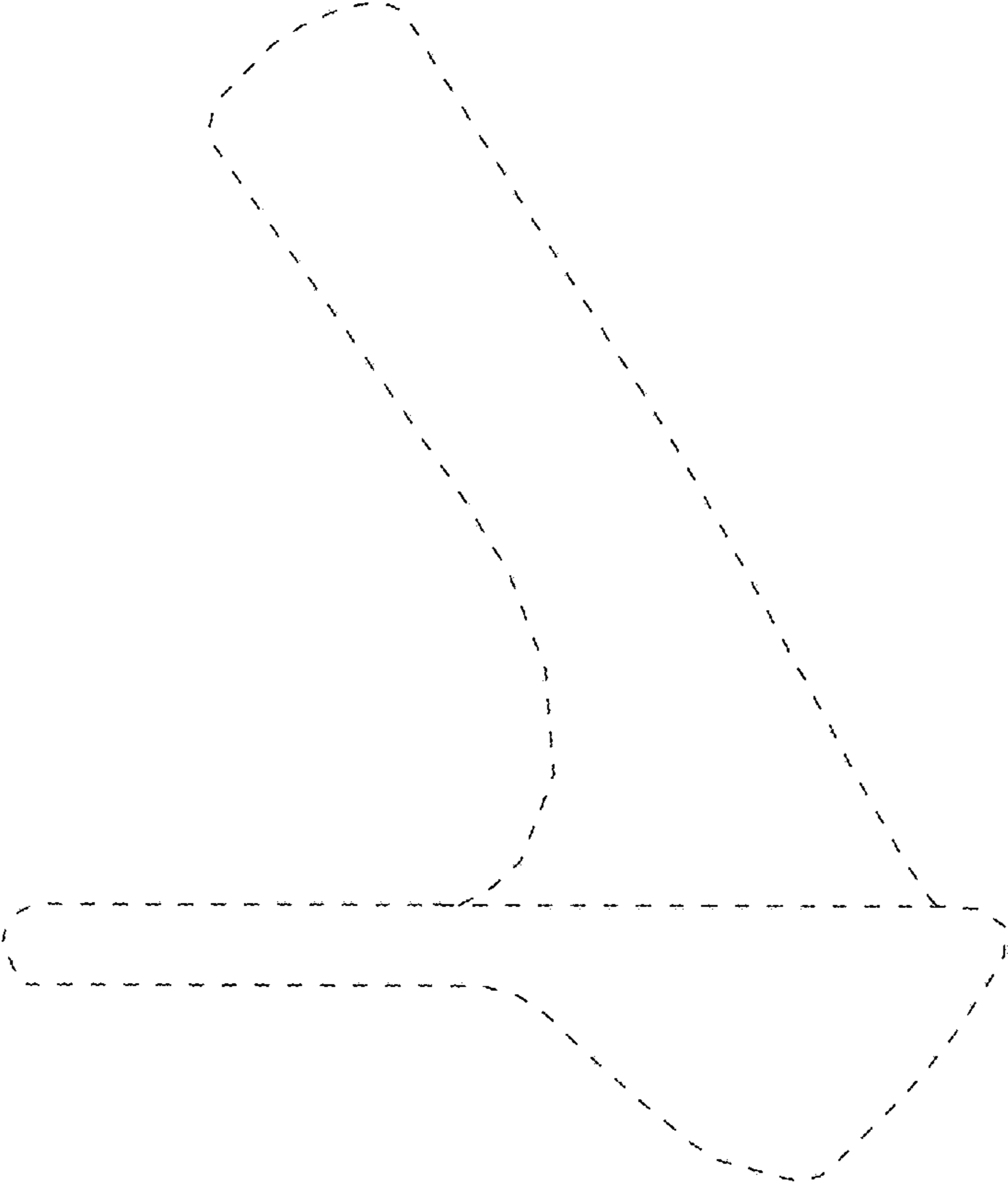


FIG. 7

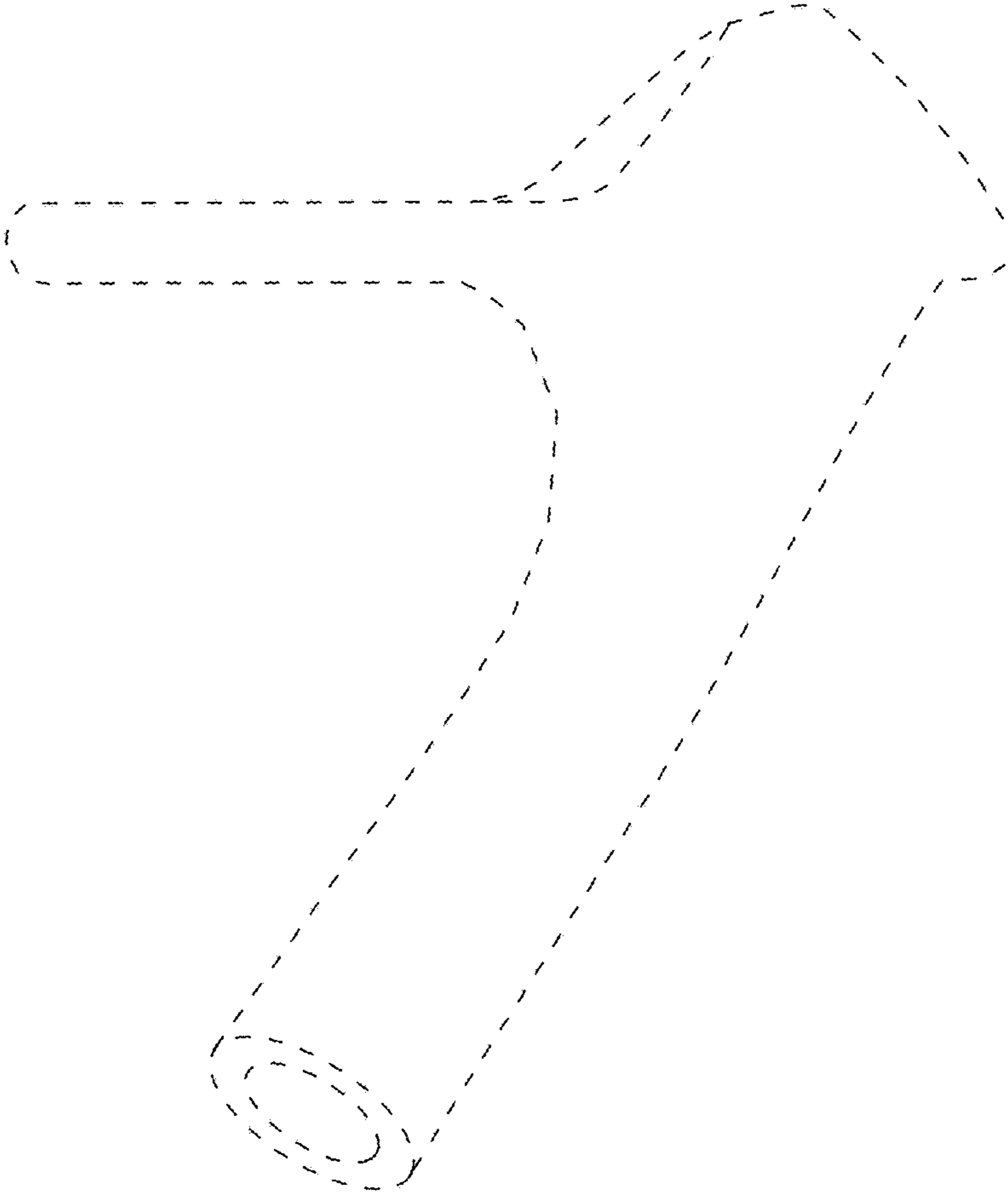


FIG. 8

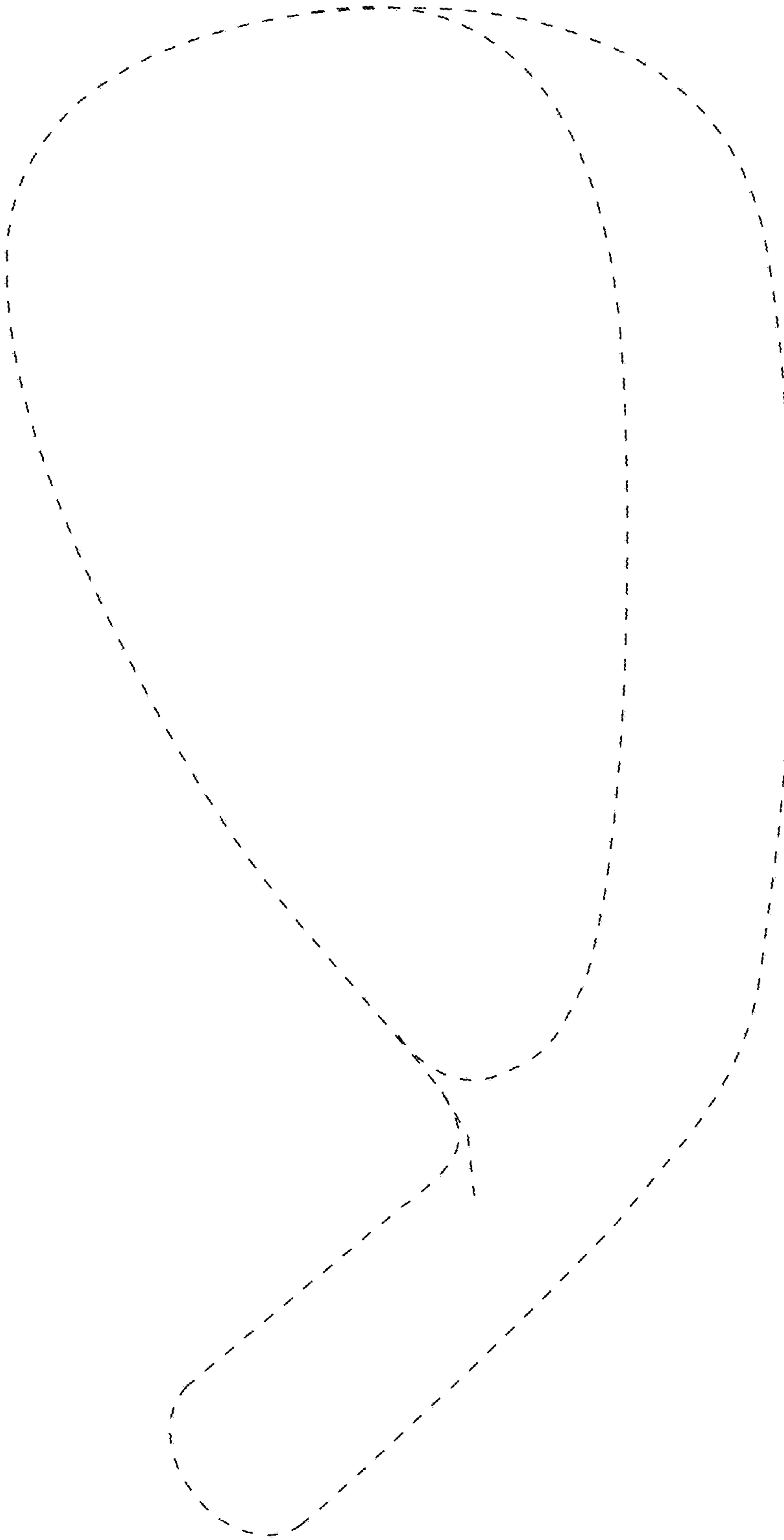


FIG. 9