



US00D820929S

(12) **United States Design Patent** (10) **Patent No.:** **US D820,929 S**
Vantrease et al. (45) **Date of Patent:** **** Jun. 19, 2018**

(54) **CENTRAL PORTION OF A RACQUET**

(71) Applicant: **Wilson Sporting Goods Co.**, Chicago, IL (US)

(72) Inventors: **Hudson R. Vantrease**, Chicago, IL (US); **David A. Vogel**, Island Lake, IL (US)

(73) Assignee: **Wilson Sporting Goods, Co.**, Chicago, IL (US)

(**) Term: **15 Years**

(21) Appl. No.: **29/595,242**

(22) Filed: **Feb. 27, 2017**

(51) **LOC (11) Cl.** **21-02**

(52) **U.S. Cl.**
USPC **D21/753**

(58) **Field of Classification Search**
USPC D21/722-732, 753
CPC A63B 49/00; A63B 49/02; A63B 49/002;
A63B 49/028; A63B 49/10; A63B 49/12;
A63B 49/03; A63B 49/032; A63B
49/035; A63B 49/038; A63B 51/00; A63B
60/00; A63B 60/46; A63B 2102/00; A63B
2102/10; A63B 2102/12; A63B 2102/26;
A63B 2102/28; A63B 2102/30; A63B
2102/38

See application file for complete search history.

(56) **References Cited**

U.S. PATENT DOCUMENTS

D460,135 S * 7/2002 Lammer D21/730
D468,380 S * 1/2003 Lammer D21/730

D469,487 S * 1/2003 Severa D21/729
D503,442 S * 3/2005 Severa D21/730
D554,211 S * 10/2007 Severa D21/730
D565,675 S * 4/2008 Severa D21/730
D622,793 S * 8/2010 Severa D21/730
D631,521 S * 1/2011 Severa D21/730
D689,572 S * 9/2013 Severa D21/730
D689,573 S * 9/2013 Severa D21/730
D689,966 S * 9/2013 Severa D21/730
D735,824 S * 8/2015 Janes D21/730

* cited by examiner

Primary Examiner — Mitchell I. Siegel

(74) *Attorney, Agent, or Firm* — Terence P. O'Brien

(57) **CLAIM**

We claim the ornamental design for a central portion of a racquet, as shown and described.

DESCRIPTION

FIG. 1 is a front side perspective view of the central portion of a racquet;

FIG. 2 is an enlarged right and front perspective view of the central portion of a racquet of FIG. 1;

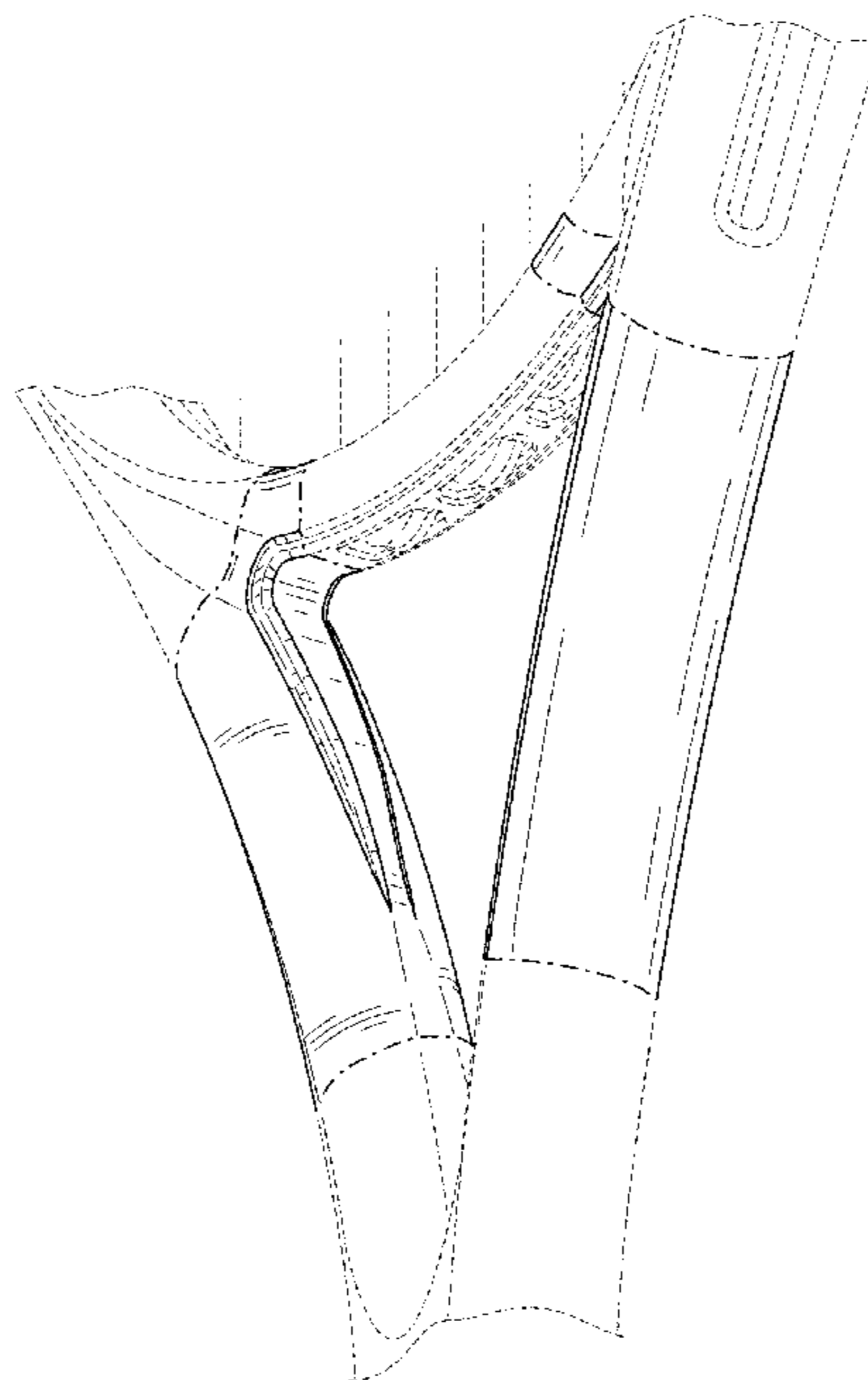
FIG. 3 is an enlarged left and front perspective view of the central portion of a racquet of FIG. 1;

FIG. 4 is an enlarged front elevational view of the central portion of a racquet of FIG. 1; and,

FIG. 5 is an enlarged rear elevational view of the central portion of a racquet of FIG. 1.

The ornamental design that is claimed is shown in solid lines in the drawings. The dashed lines shown in FIGS. 1 through 5 are included for the purpose of illustrating environmental elements only and form no part of the claimed design. The dash-dot-dash lines immediately adjacent the shaded area define the boundaries of the claim but form no part thereof.

1 Claim, 5 Drawing Sheets



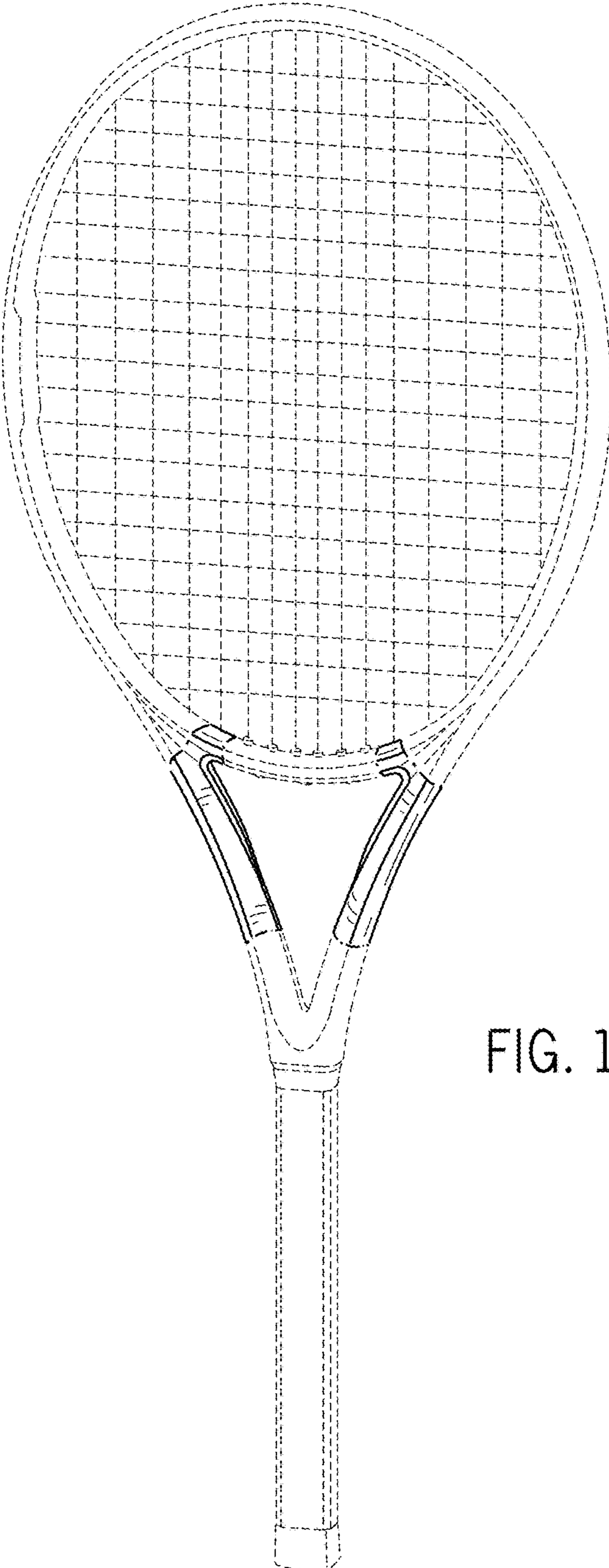


FIG. 1

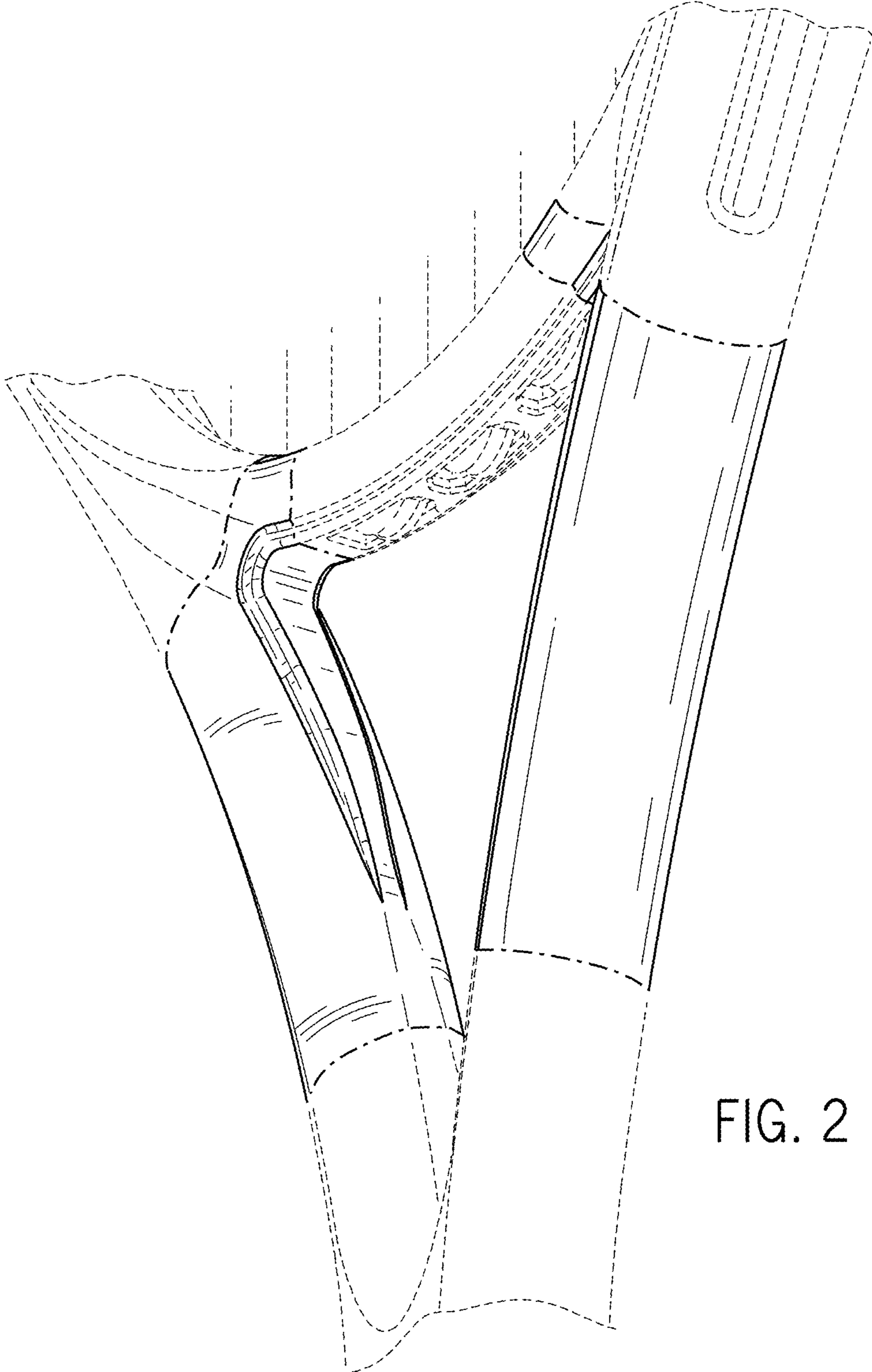


FIG. 2

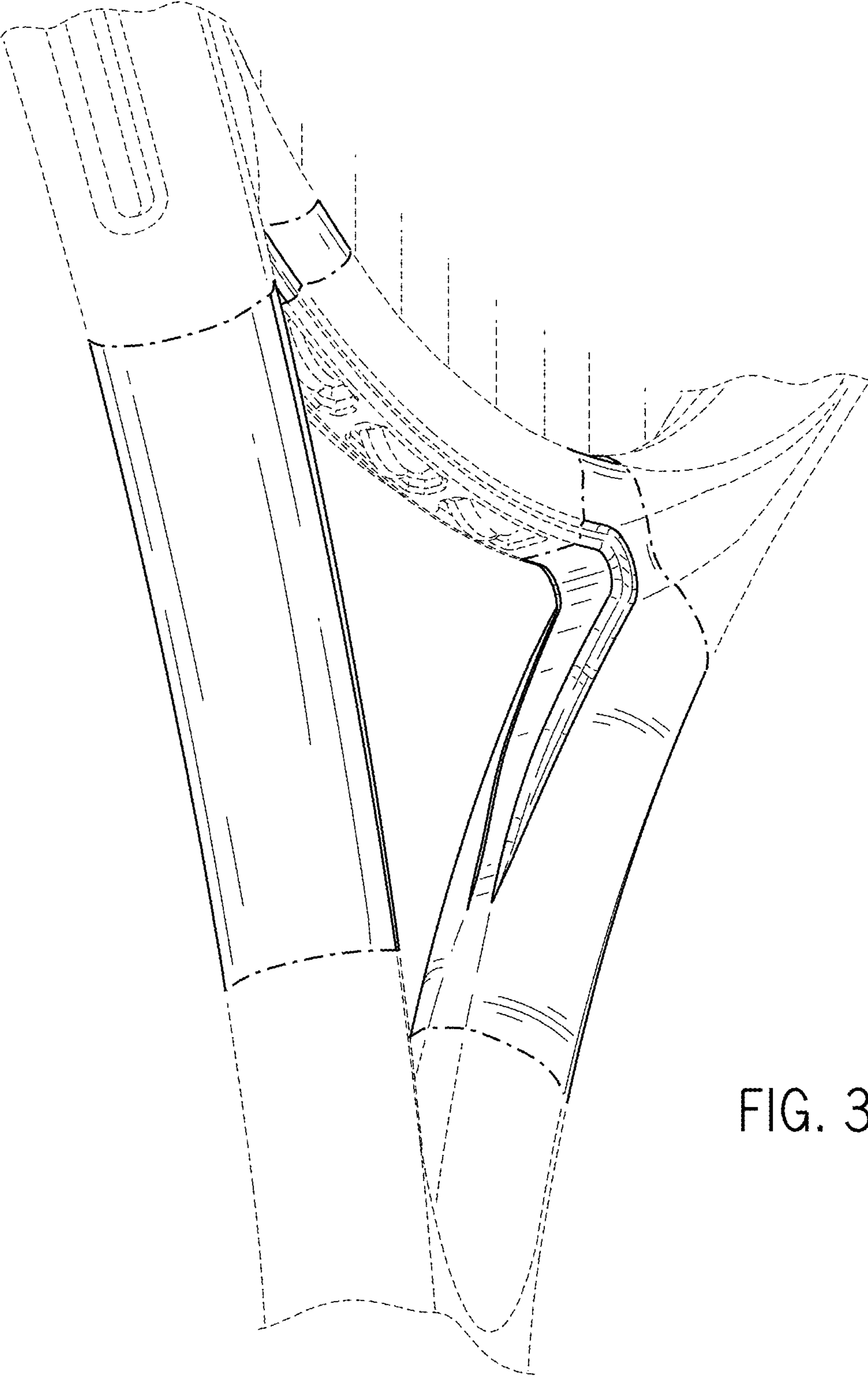


FIG. 3

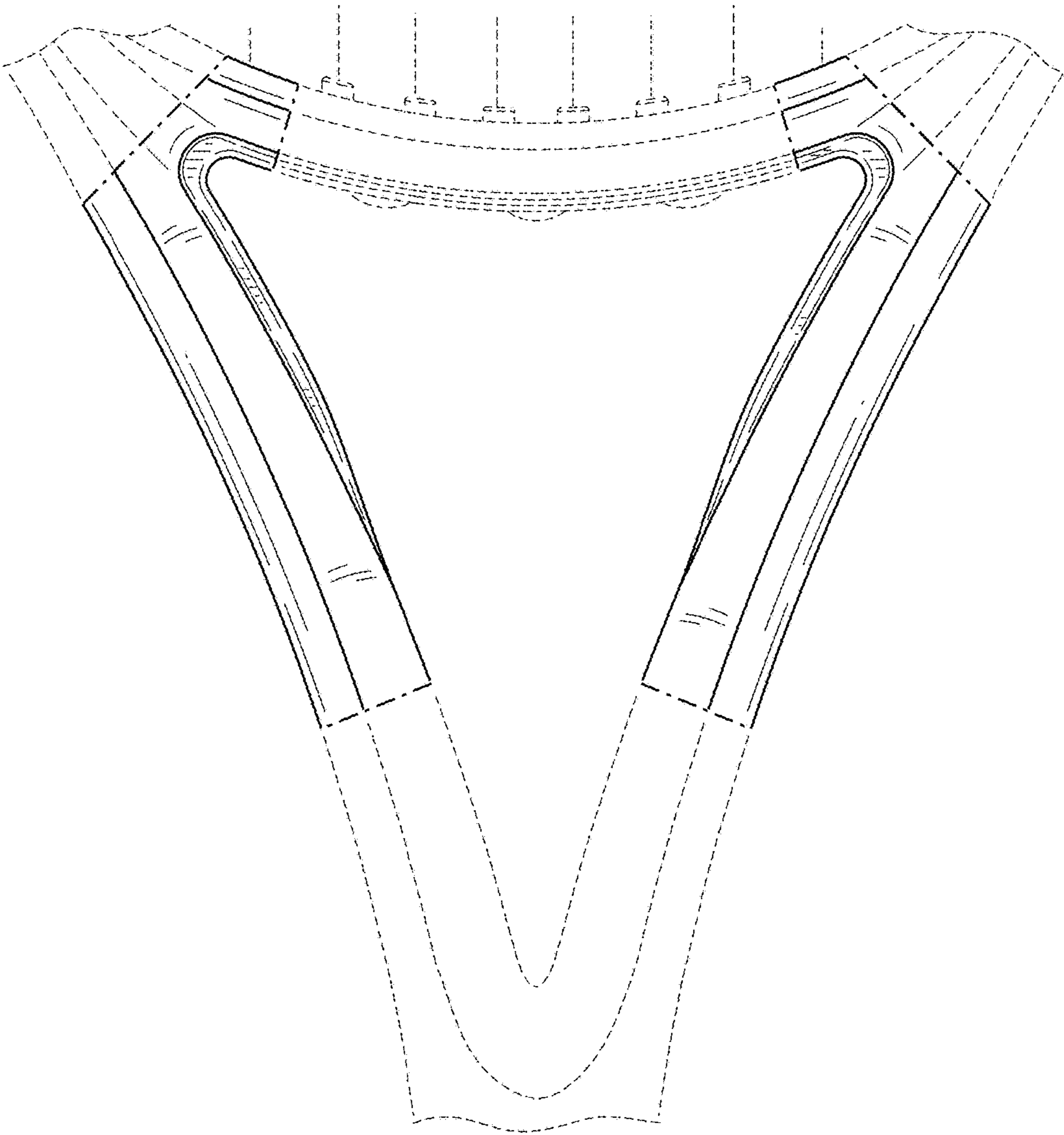


FIG. 4

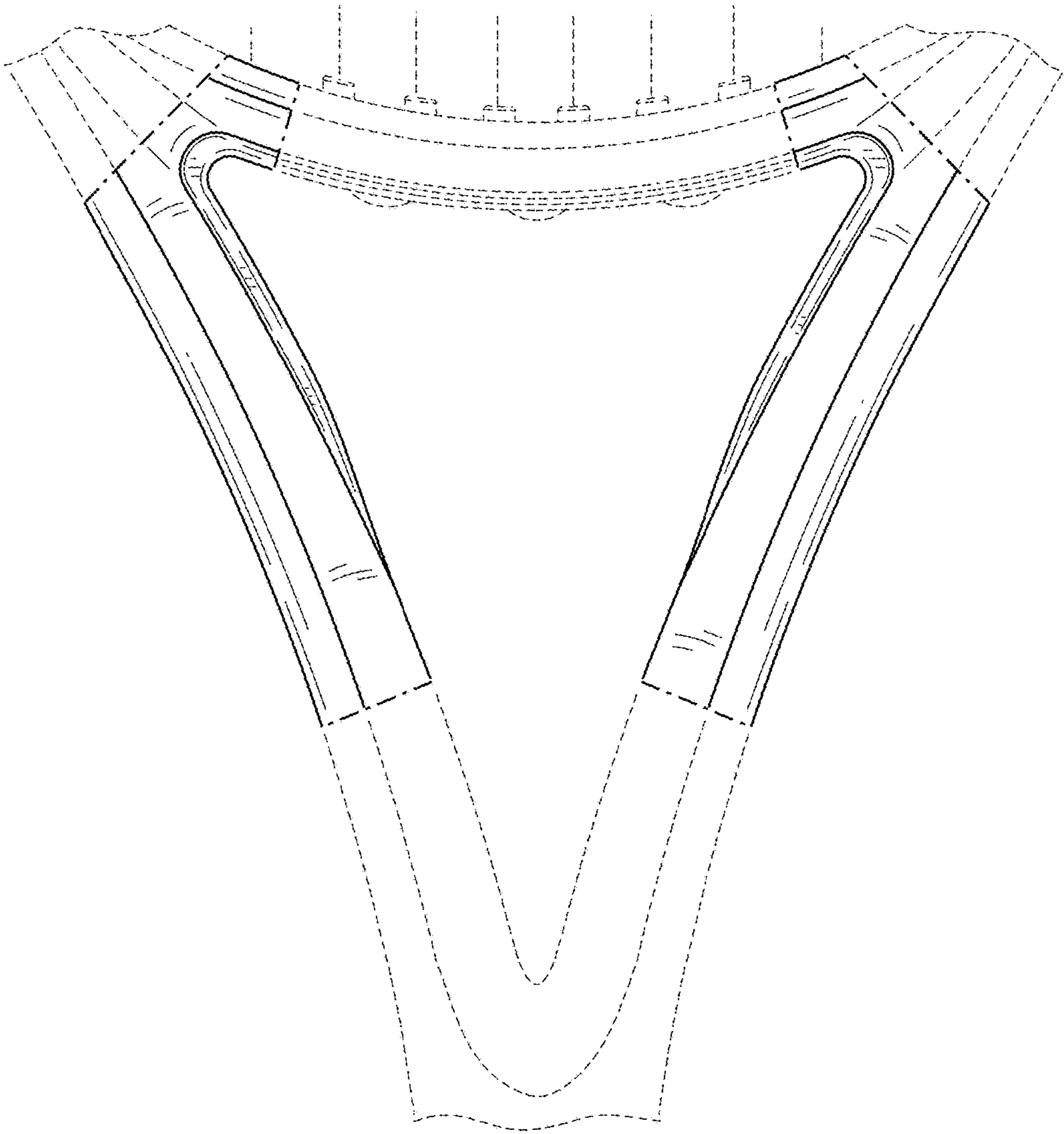


FIG. 5