



US00D820928S

(12) **United States Design Patent**  
**Cameron**

(10) **Patent No.:** **US D820,928 S**  
(45) **Date of Patent:** **\*\* Jun. 19, 2018**

(54) **COMBINED CLIP AND TAG FOR A GOLF CLUB HEADCOVER**

(71) Applicant: **Acushnet Company**, Fairhaven, MA (US)

(72) Inventor: **Don T. Cameron**, Carlsbad, CA (US)

(73) Assignee: **Acushnet Company**, Fairhaven, MA (US)

(\*\*) Term: **15 Years**

(21) Appl. No.: **29/562,266**

(22) Filed: **Apr. 25, 2016**

(51) **LOC (11) Cl.** ..... **21-02**

(52) **U.S. Cl.**  
USPC ..... **D21/753; D21/759**

(58) **Field of Classification Search**  
USPC ..... D21/753, 754, 759; D20/10, 22, 27, 42, D20/43

CPC ... A63B 60/62; G09F 3/08-3/208; G09F 3/00  
See application file for complete search history.

(56) **References Cited**

**U.S. PATENT DOCUMENTS**

- 2,532,195 A \* 11/1950 Rosenow ..... A63B 60/62 150/160
- 3,460,207 A \* 8/1969 Stewart ..... A63B 60/62 150/160
- 3,638,284 A \* 2/1972 Baker ..... A63B 60/62 150/160
- 3,657,774 A \* 4/1972 Reynolds ..... A63B 60/62 24/298
- D243,353 S \* 2/1977 Edwards ..... D3/328
- 4,126,166 A \* 11/1978 Hohenstein ..... A63B 60/62 150/160
- 4,296,787 A \* 10/1981 Barton ..... A63B 60/62 150/160

- 4,520,855 A \* 6/1985 Dien ..... A63B 60/62 150/160
- 4,625,862 A \* 12/1986 Clayton ..... A63B 60/62 206/315.3
- D297,448 S \* 8/1988 Thawley ..... D21/754
- 5,025,843 A \* 6/1991 Caufield ..... A63B 60/62 150/160
- 4,991,338 A \* 12/1991 Jones ..... G09F 3/20 40/653
- 5,109,578 A \* 5/1992 Cox ..... A63B 60/62 24/298
- 5,722,125 A \* 3/1998 Vasilopoulos ..... A63B 60/62 150/160
- D405,116 S \* 2/1999 Anderson, II ..... D20/22
- D443,667 S \* 6/2001 Batista ..... D21/754

(Continued)

*Primary Examiner* — Mitchell Siegel

(74) *Attorney, Agent, or Firm* — Randy K. Chang

(57) **CLAIM**


The ornamental design for a combined clip and tag for a golf club headcover, as shown and described.

**DESCRIPTION**

FIG. 1 is a perspective view of my design for a combined clip and tag for golf club headcover; FIG. 2 is a side view thereof; FIG. 3 is an opposite end view thereof; FIG. 4 is a back view thereof; FIG. 5 is a front view thereof; FIG. 6 is a top view thereof; and, FIG. 7 is a bottom view thereof.

The broken lines representing the golf club head cover, the leash for the tag and the center unclaimed portion of the clip are included for the purpose of illustrating and forms no part of the claimed design. The broken lines disclosed on the tag are representative of conventional stitching. The long-short dashed lines on the clip are representative of the boundary lines.

**1 Claim, 5 Drawing Sheets**



(56)

**References Cited**

U.S. PATENT DOCUMENTS

D457,584 S *	5/2002	Butler .....	D21/754
8,245,362 B2 *	8/2012	Blevins .....	A63B 55/408
			150/160
D678,442 S *	3/2013	Cienkus .....	D21/754
D697,154 S *	1/2014	Coyne .....	D21/754

\* cited by examiner

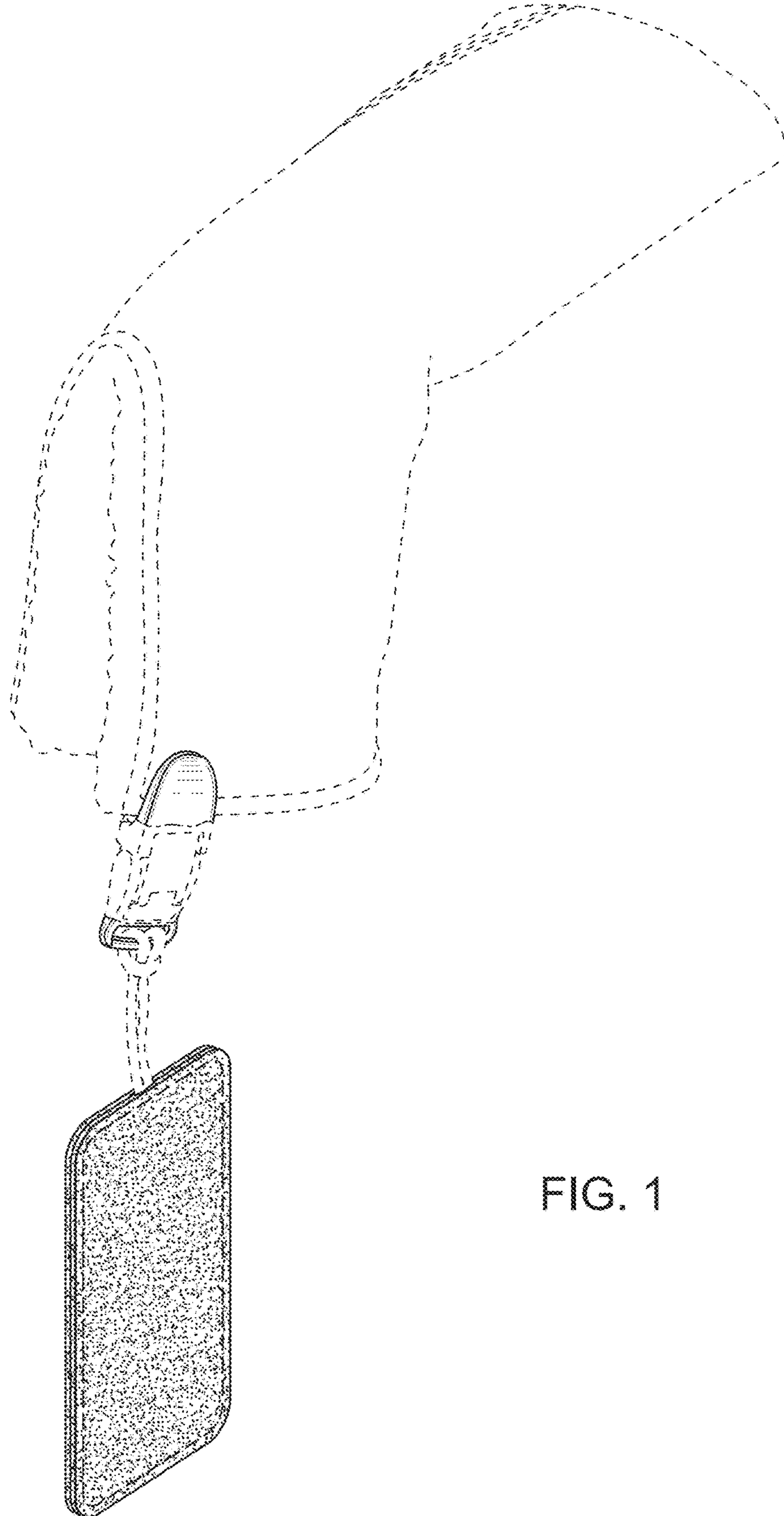


FIG. 1

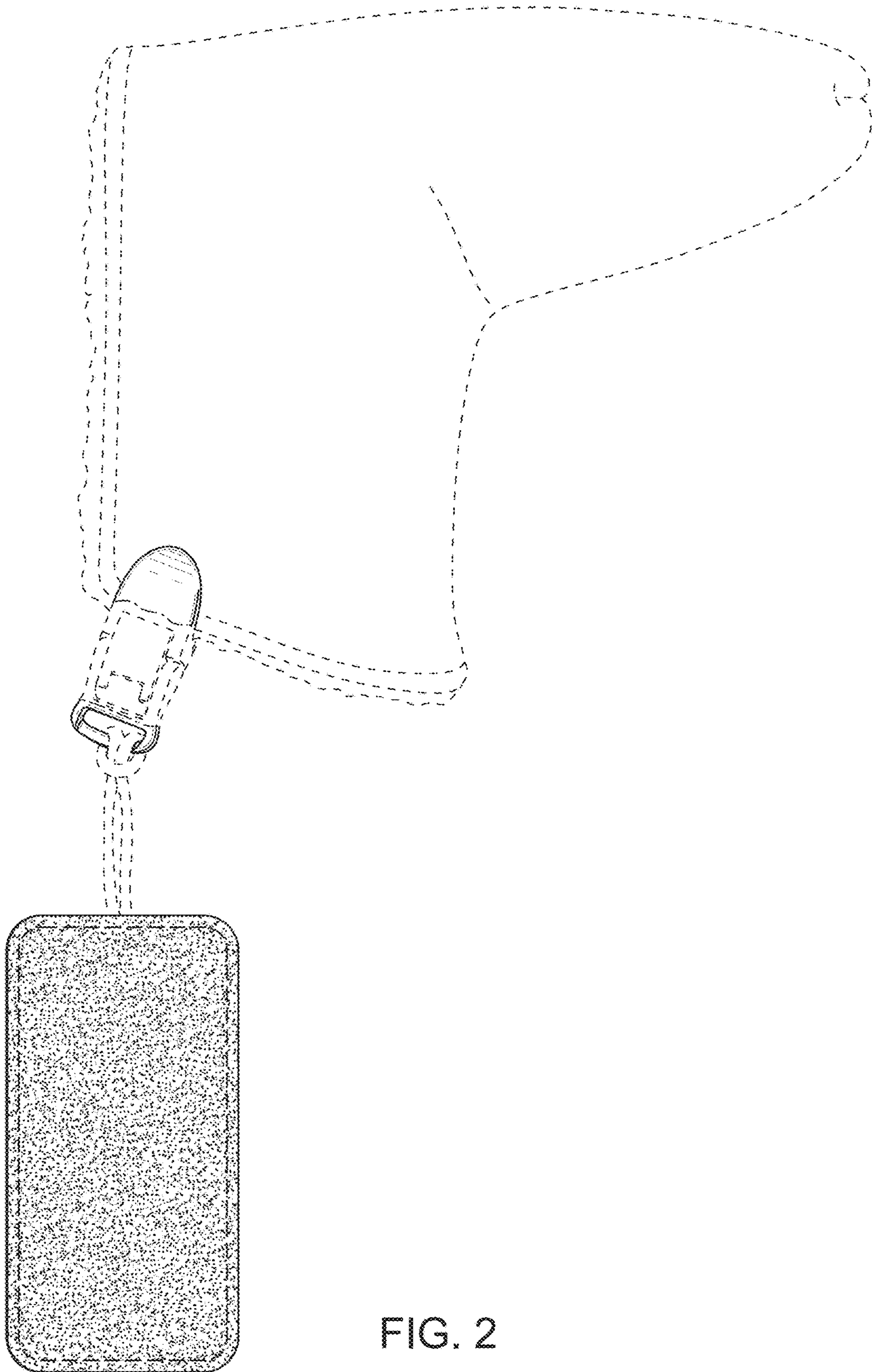


FIG. 2

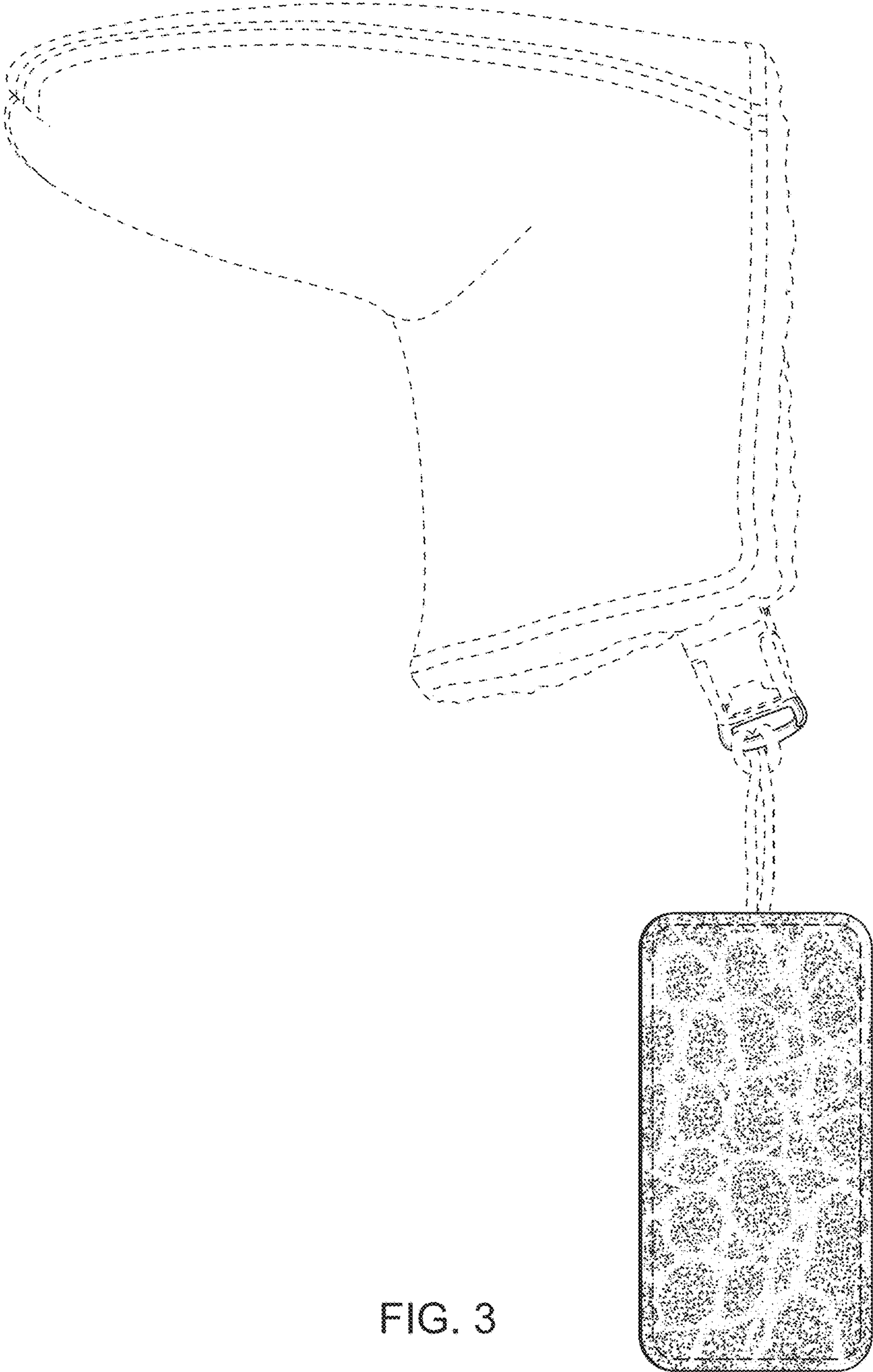


FIG. 3

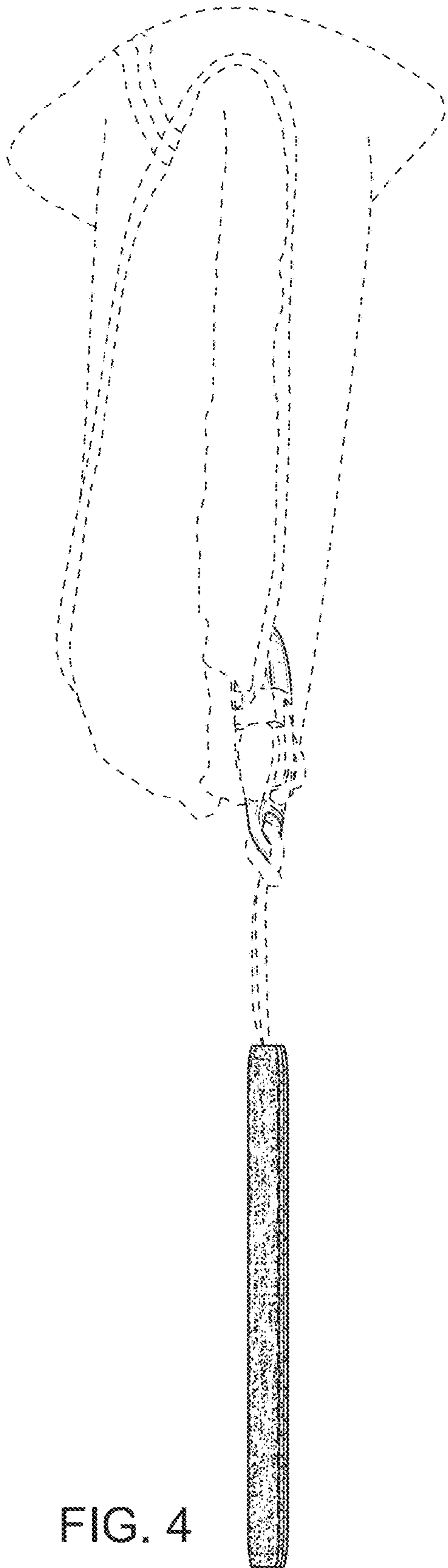


FIG. 4

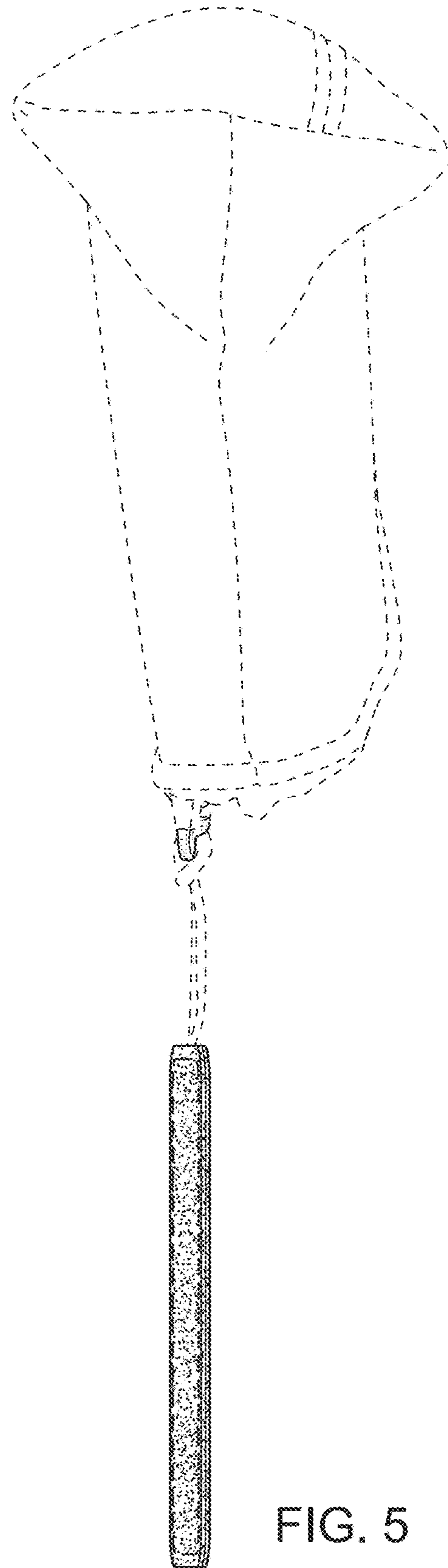


FIG. 5

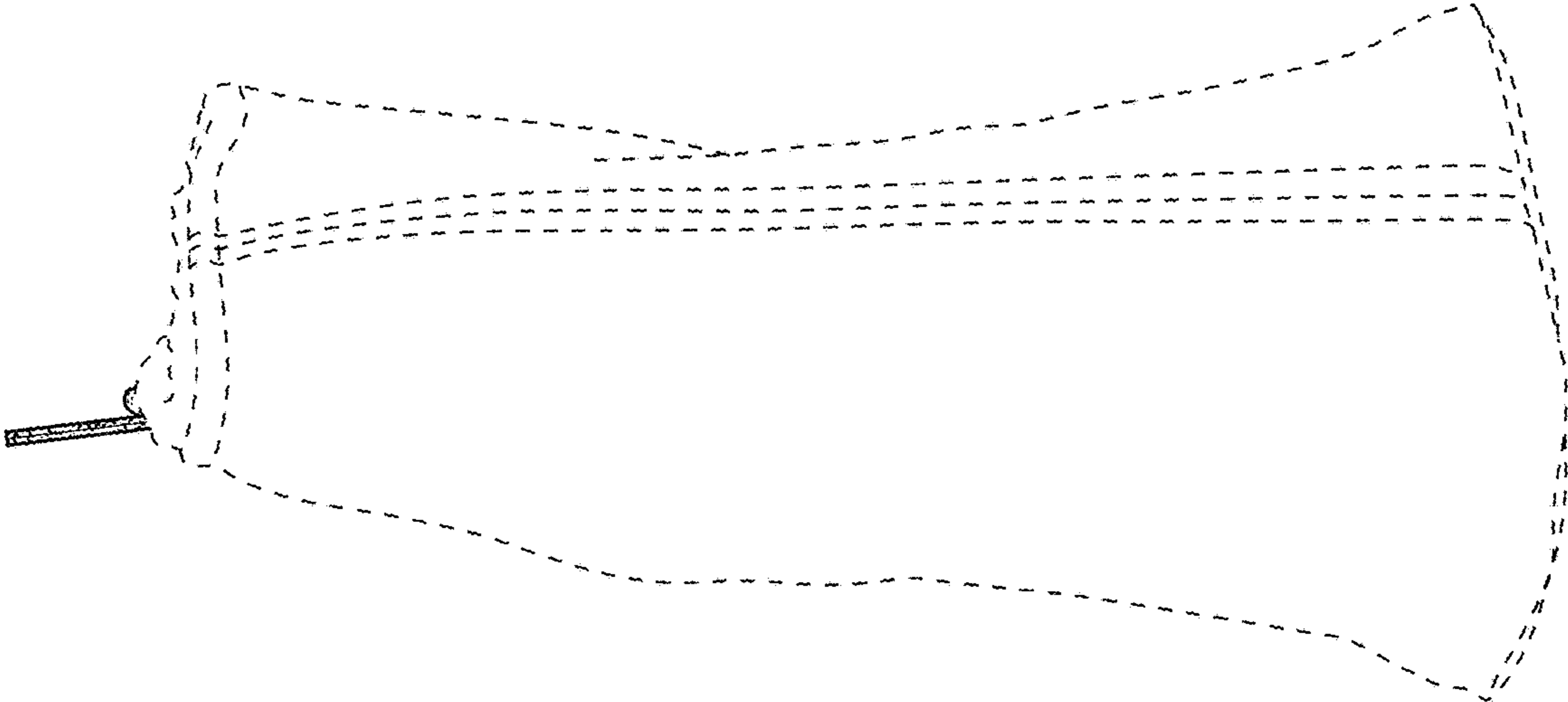


FIG. 6

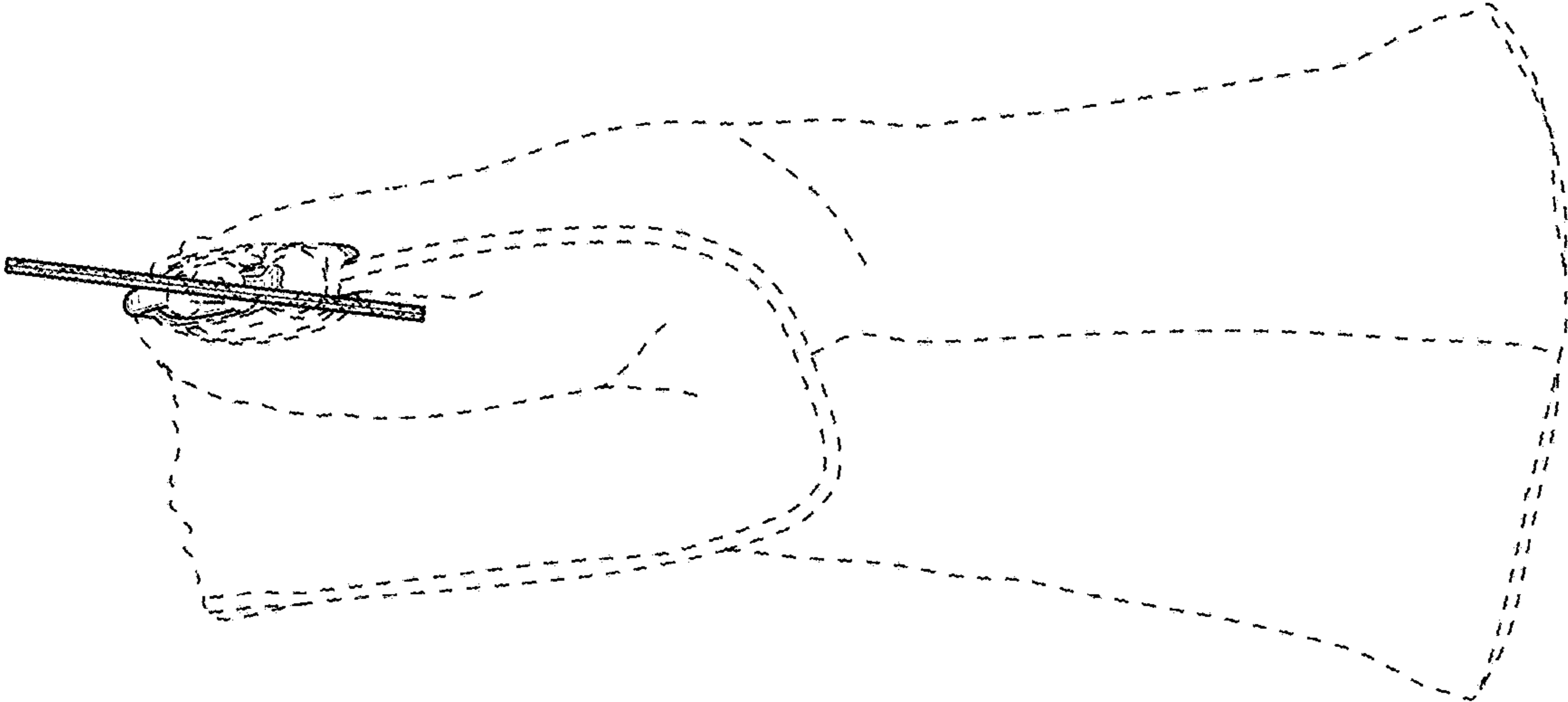


FIG. 7