



US00D820910S

(12) **United States Design Patent** (10) **Patent No.:** **US D820,910 S**
Mantis (45) **Date of Patent:** **** Jun. 19, 2018**

(54) **MICROPHONE ERASER** D132,979 S * 7/1942 Nelson D19/184
5,444,790 A * 8/1995 Kogen H04R 1/086
(71) Applicant: **Kikkerland Design, Inc.**, New York, NY (US) D422,310 S * 4/2000 Cohen D19/163
D473,465 S * 4/2003 Green D14/228
D679,321 S * 4/2013 Walton D19/119
(72) Inventor: **Steph Mantis**, New York, NY (US) 2011/0054922 A1* 3/2011 Gaines G06Q 30/02
705/1.1
(73) Assignee: **Kikkerland Design, Inc.**, New York, NY (US) 2012/0004923 A2* 1/2012 Gaines G06Q 30/02
705/1.1
2016/0223128 A1* 8/2016 Kallas H04R 1/083
(**) Term: **15 Years**

(21) Appl. No.: **29/566,829**
(22) Filed: **Jun. 2, 2016**
(51) **LOC (11) Cl.** **19-06**
(52) **U.S. Cl.**
USPC **D19/189**
(58) **Field of Classification Search**
USPC D9/436, 446, 723; D14/411, 225-229;
D19/115-204, 81-85, 66, 70, 71
CPC ... B43K 5/00; B43K 7/00; B43K 7/12; B43K
8/04; B43K 8/06; B43K 19/00; B43K
19/02; B43K 19/14; B43K 24/08; H04R
1/083
See application file for complete search history.

(56) **References Cited**
U.S. PATENT DOCUMENTS
1,998,684 A * 4/1935 Musgrave B43K 29/02
15/424
2,087,310 A * 7/1937 Van Dorn B43K 29/02
15/431
2,132,942 A * 10/1938 Forsyth B43K 29/02
15/427
2,144,014 A * 1/1939 Finck B43K 29/02
15/105.51
2,148,684 A * 2/1939 Chesler B43K 29/02
15/427
2,180,132 A * 11/1939 Zoll B43K 29/02
15/427

OTHER PUBLICATIONS
Kikkerland Microphone Erasers, Set of 3, (ER47), \$11.00, ASIN B01BEHGQ0A, 3 pages, Amazon.com, date first available on Amazon Feb. 12, 2016.*

* cited by examiner
Primary Examiner — Elizabeth Albert
(74) *Attorney, Agent, or Firm* — Charles H Jew

(57) **CLAIM**
The ornamental design for a microphone eraser, as shown and described.

DESCRIPTION
FIG. 1 is a front elevational view of a microphone eraser showing my new design;
FIG. 2 is a rear elevational view thereof;
FIG. 3 is a left side elevational view thereof;
FIG. 4 is a right side elevational view thereof;
FIG. 5 is a top plan view thereof;
FIG. 6 is a bottom plan view thereof;
FIG. 7 is a front perspective view thereof; and,
FIG. 8 is a front perspective view thereof showing the microphone eraser covering a pencil.
The broken lines in FIG. 8 are included to show environmental matter that forms no part of the claimed design.

1 Claim, 2 Drawing Sheets





FIG. 1




FIG. 2



FIG. 3



FIG. 4

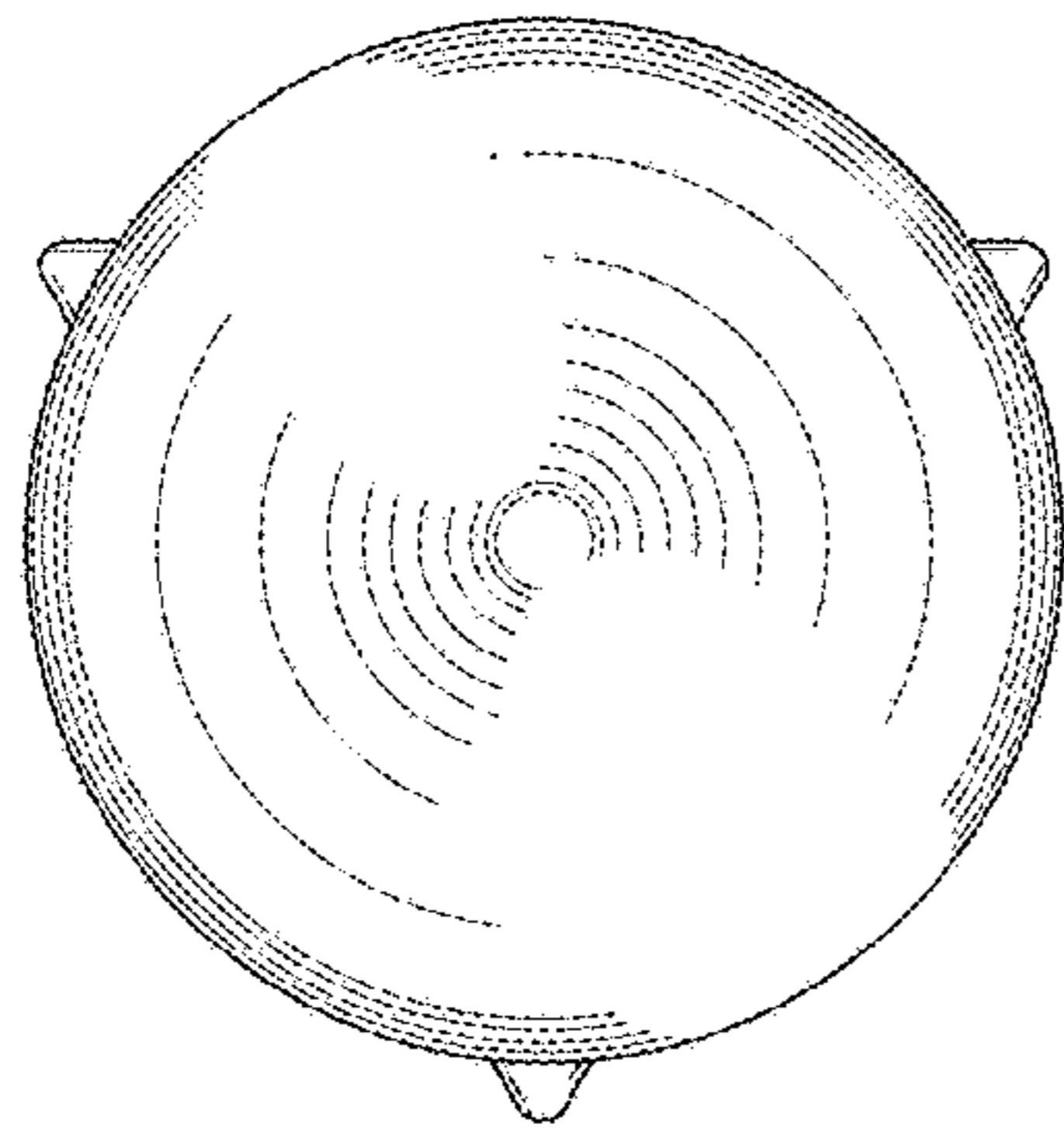


FIG. 5

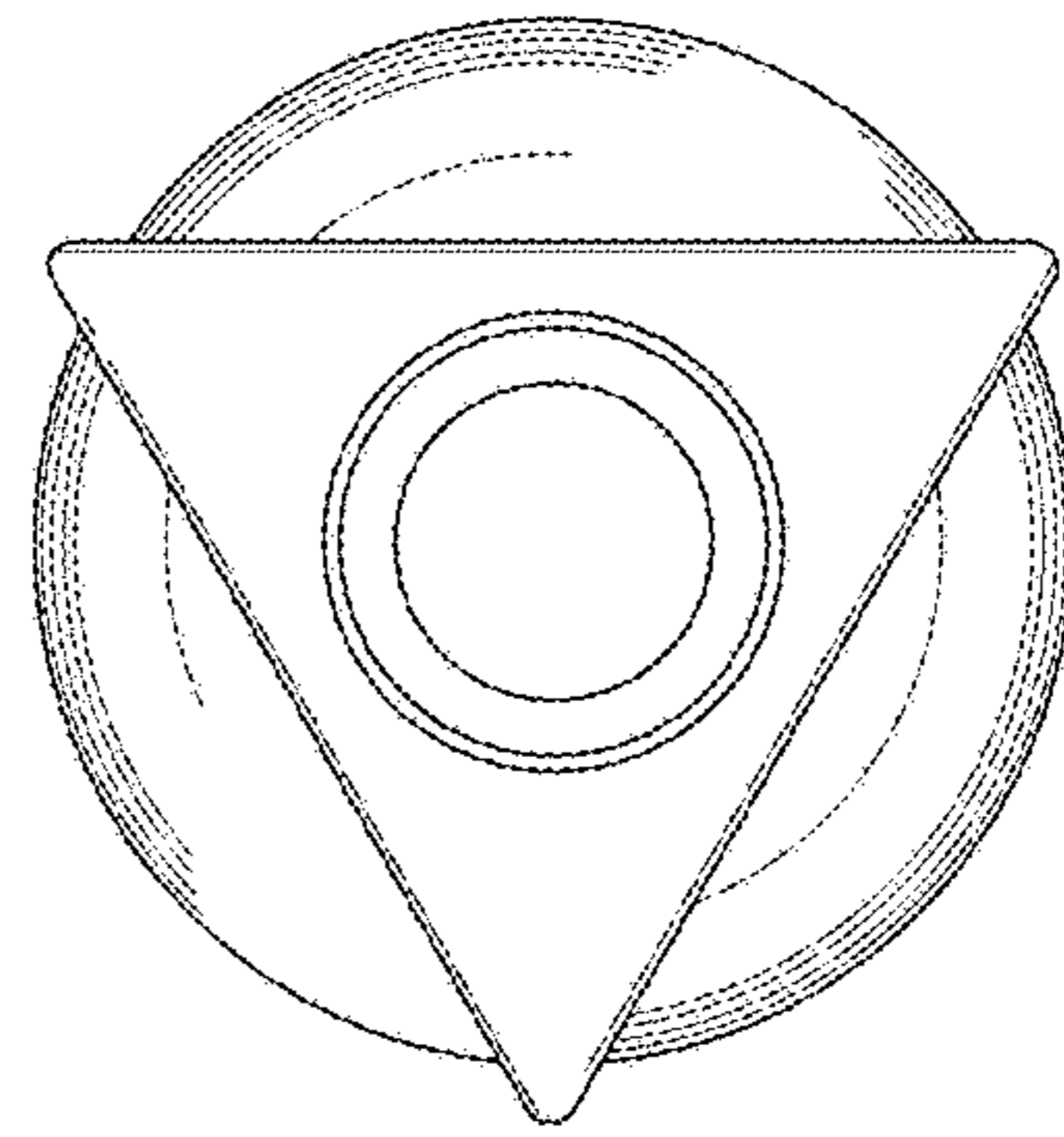


FIG. 6



FIG. 7

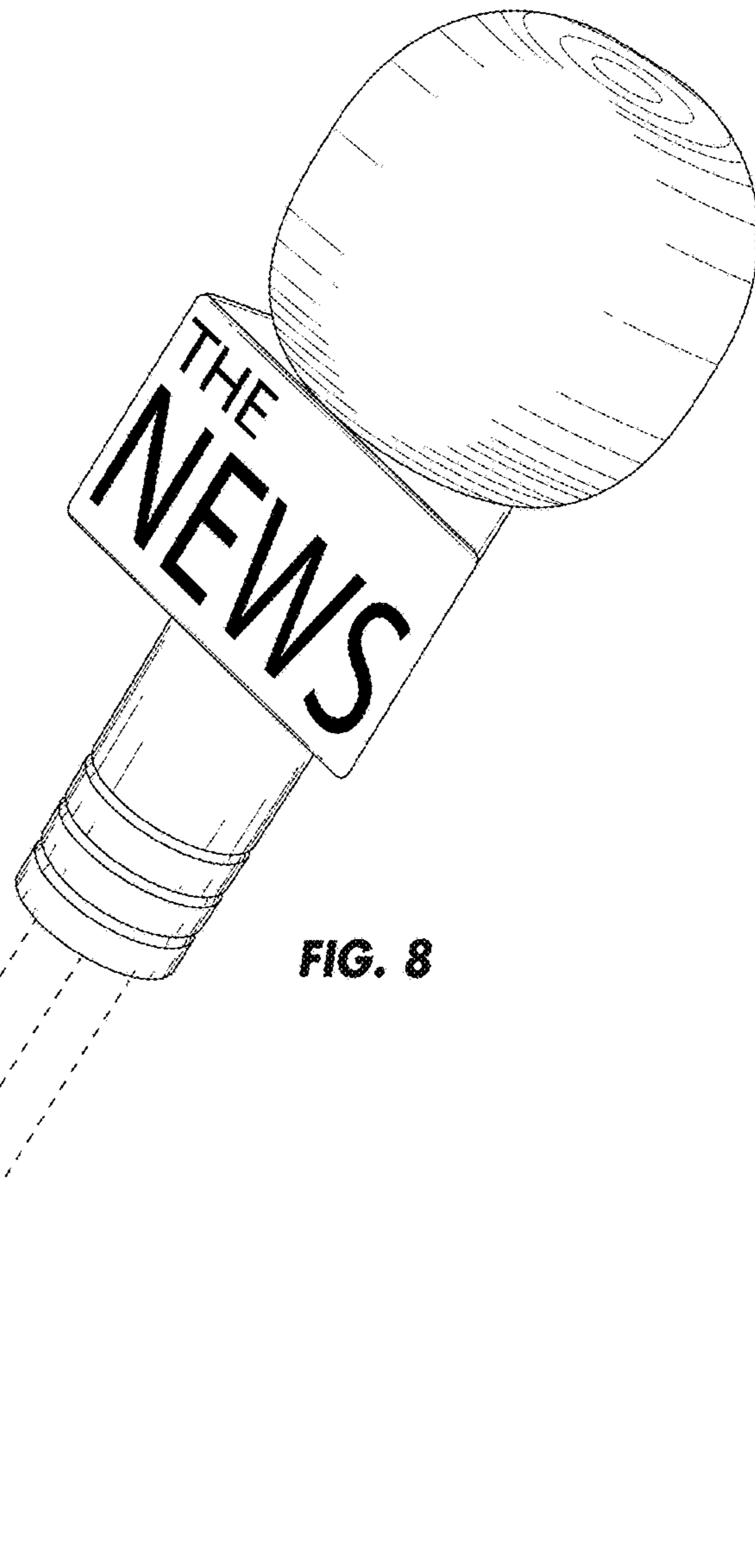


FIG. 8