

US00D820878S

(12) **United States Design Patent**  
**Sun et al.**

(10) **Patent No.:** **US D820,878 S**  
(45) **Date of Patent:** **\*\* Jun. 19, 2018**

- (54) **ELECTRONIC DEVICE WITH ANIMATED GRAPHICAL USER INTERFACE**
- (71) Applicant: **Samsung Electronics Co., Ltd.**,  
Suwon-Si, Gyeonggi-Do (KR)
- (72) Inventors: **Choi Sun**, Sungnam-si (KR); **Jonghyo Lee**, Sungnam-si (KR); **JunHyung Kim**, Suwon-si (KR); **Ji-Hye Lee**, Seoul (KR); **Se Hee Han**, Seoul (KR); **Jooyeol Lee**, Sungnam-si (KR)
- (73) Assignee: **Samsung Electronics Co., Ltd.**,  
Gyeonggi-do (KR)
- (\*\*) Term: **14 Years**
- (21) Appl. No.: **29/433,890**
- (22) Filed: **Oct. 5, 2012**
- (30) **Foreign Application Priority Data**

Apr. 6, 2012 (KR) ..... 30-2012-0016468

- (51) **LOC (11) Cl.** ..... **14-04**
- (52) **U.S. Cl.**  
USPC ..... **D14/488**
- (58) **Field of Classification Search**  
USPC ..... D14/485-495; D20/22, 23, 24, 29, 30;  
715/700, 702, 708, 713, 717, 719, 726,  
715/730, 732, 761, 763, 765, 781, 792,  
715/845, 853, 861, 864, 867, 961  
See application file for complete search history.

(56) **References Cited**

U.S. PATENT DOCUMENTS

- D643,850 S \* 8/2011 Arnold et al. .... D14/487
- D643,851 S \* 8/2011 Arnold et al. .... D14/487
- D658,202 S \* 4/2012 Hally et al. .... D14/488
- D663,744 S \* 7/2012 Tanghe et al. .... D14/489

- D664,984 S \* 8/2012 Lee et al. .... D14/488
- D668,261 S \* 10/2012 Arnold et al. .... D14/488
- D669,488 S \* 10/2012 Guss et al. .... D14/487
- D669,493 S \* 10/2012 Guss et al. .... D14/487
- D669,494 S \* 10/2012 Guss et al. .... D14/487
- D669,911 S \* 10/2012 Arnold et al. .... D14/487
- D669,912 S \* 10/2012 Guss et al. .... D14/487
- D670,728 S \* 11/2012 Arnold et al. .... D14/487
- D670,729 S \* 11/2012 Arnold et al. .... D14/487
- D670,730 S \* 11/2012 Arnold et al. .... D14/487
- D671,138 S \* 11/2012 Arnold et al. .... D14/487
- D671,139 S \* 11/2012 Arnold et al. .... D14/487
- D676,862 S \* 2/2013 Ho Kushner et al. .... D14/486
- D676,864 S \* 2/2013 Velasco et al. .... D14/486
- 8,381,118 B2 \* 2/2013 Minton ..... 715/773

(Continued)

*Primary Examiner* — Ian Simmons  
*Assistant Examiner* — Shannon Morgan  
(74) *Attorney, Agent, or Firm* — Harness, Dickey & Pierce

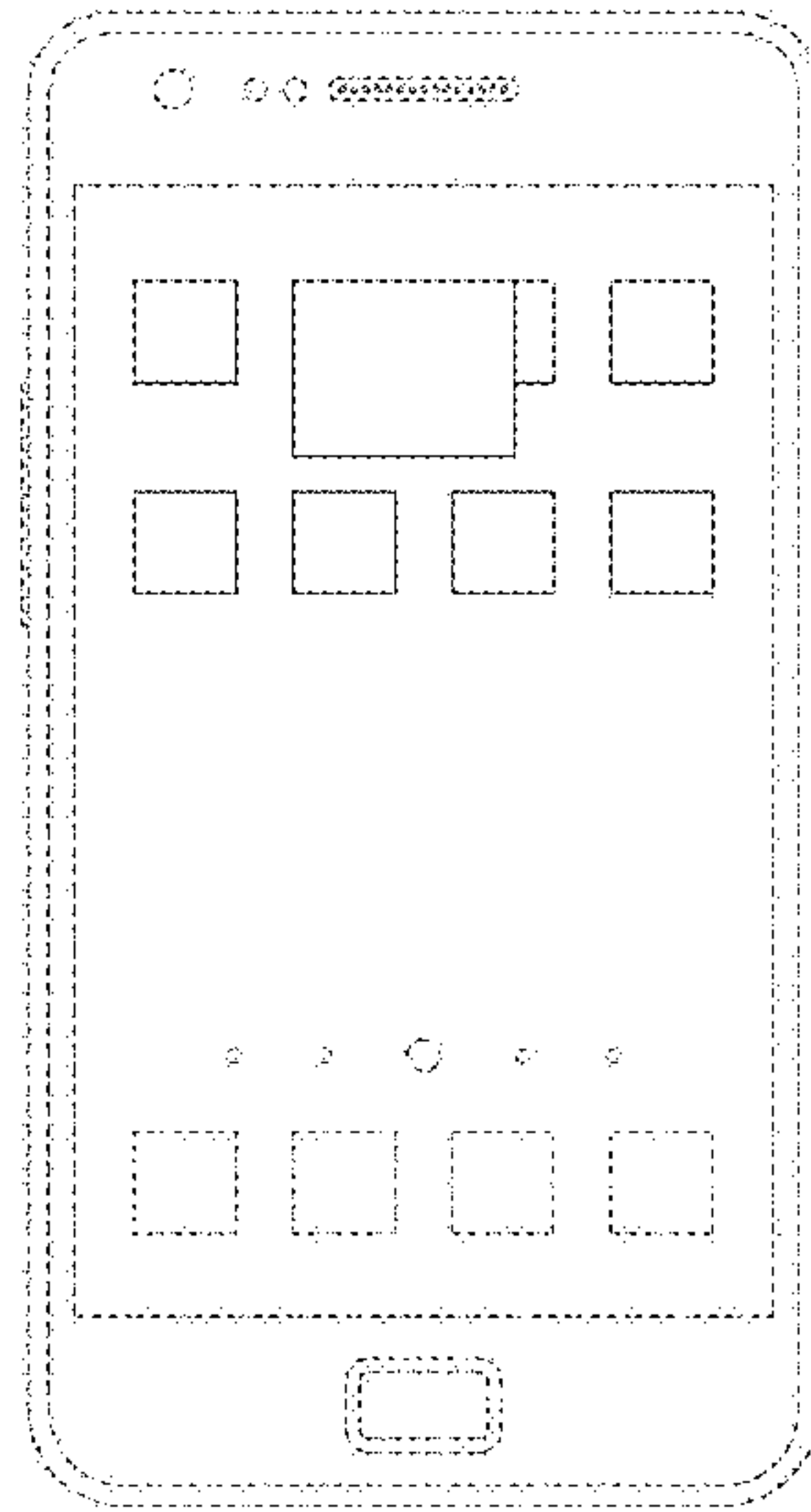

(57) **CLAIM**

We claim the ornamental design for an electronic device with animated graphical user interface, as shown and described.

**DESCRIPTION**

FIG. 1 is a first image in a sequence for an electronic device with an animated graphical user interface showing our new design;  
FIG. 2 is a second image thereof;  
FIG. 3 is a third image thereof; and,  
FIG. 4 is a fourth image thereof.  
The broken lines in FIGS. 1-4 represent portions of the electronic device with animated graphical user interface that form no part of the claimed design.  
The appearance of the transitional image sequentially transitions between the images shown in FIGS. 1-4. The process or period in which one image transitions to another image forms no part of the claimed design.

**1 Claim, 4 Drawing Sheets**



(56)

**References Cited**

## U.S. PATENT DOCUMENTS

D677,679	S *	3/2013	Edwards et al. ....	D14/485
D682,875	S *	5/2013	Frijlink et al. ....	D14/488
D687,446	S *	8/2013	Arnold et al. ....	D14/485
D687,840	S *	8/2013	Arnold et al. ....	D14/485
D689,898	S *	9/2013	Gallant et al. ....	D14/488
D693,361	S *	11/2013	Arnold et al. ....	D14/487
D695,780	S *	12/2013	Edwards et al. ....	D14/488
D695,781	S *	12/2013	Edwards et al. ....	D14/488
2006/0015823	A1 *	1/2006	Chao et al. ....	715/823
2012/0179969	A1 *	7/2012	Lee et al. ....	715/719
2013/0097538	A1 *	4/2013	Park et al. ....	715/765
2013/0159900	A1 *	6/2013	Pendharkar ....	715/765
2013/0205210	A1 *	8/2013	Jeon et al. ....	715/716
2013/0239049	A1 *	9/2013	Perrodin et al. ....	715/800
2014/0006988	A1 *	1/2014	Yamamura et al. ....	715/765
2014/0282154	A1 *	9/2014	Petit et al. ....	715/765
2014/0304631	A1 *	10/2014	Wang et al. ....	715/765

\* cited by examiner

FIG. 1

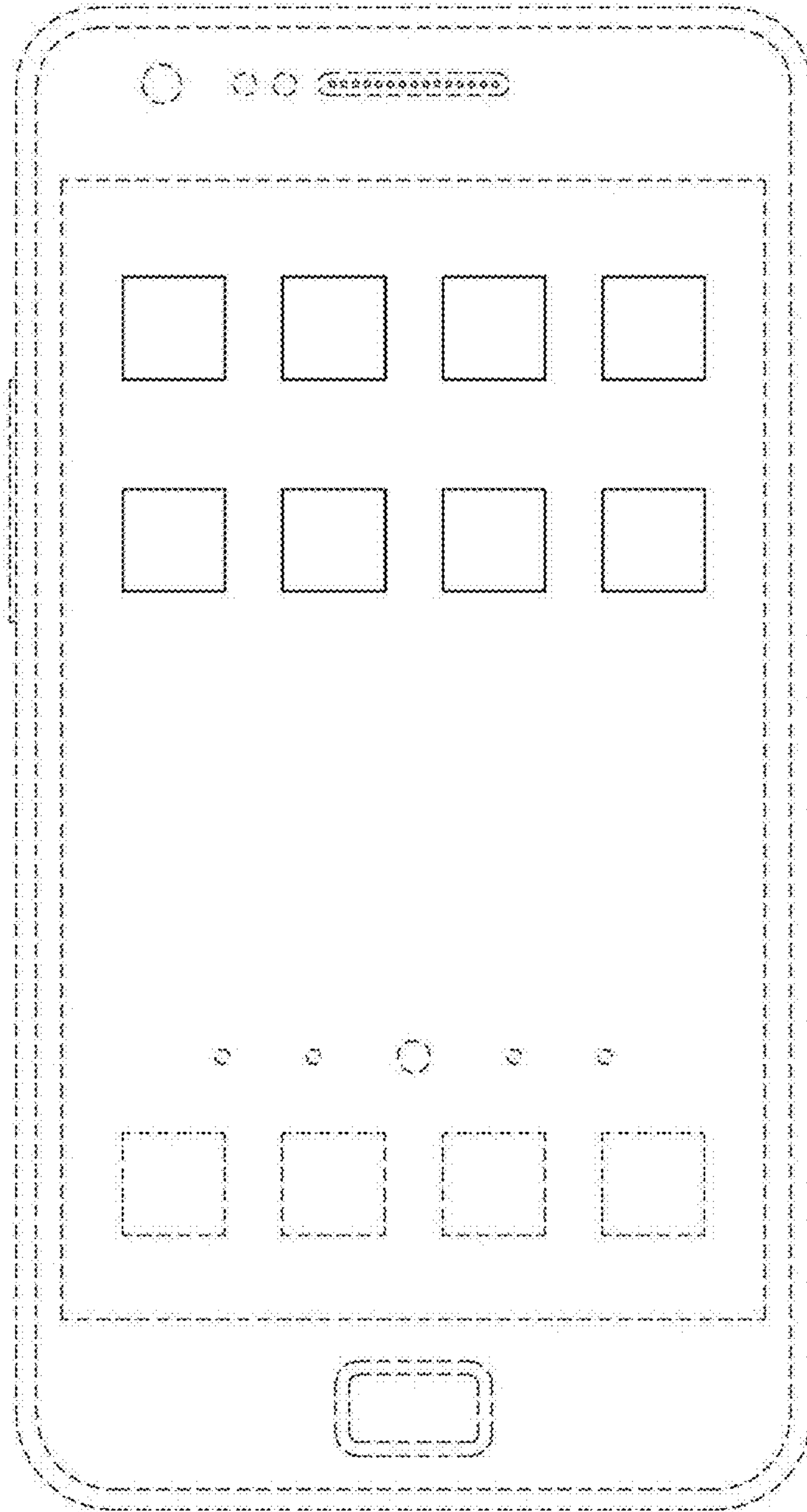


FIG. 2

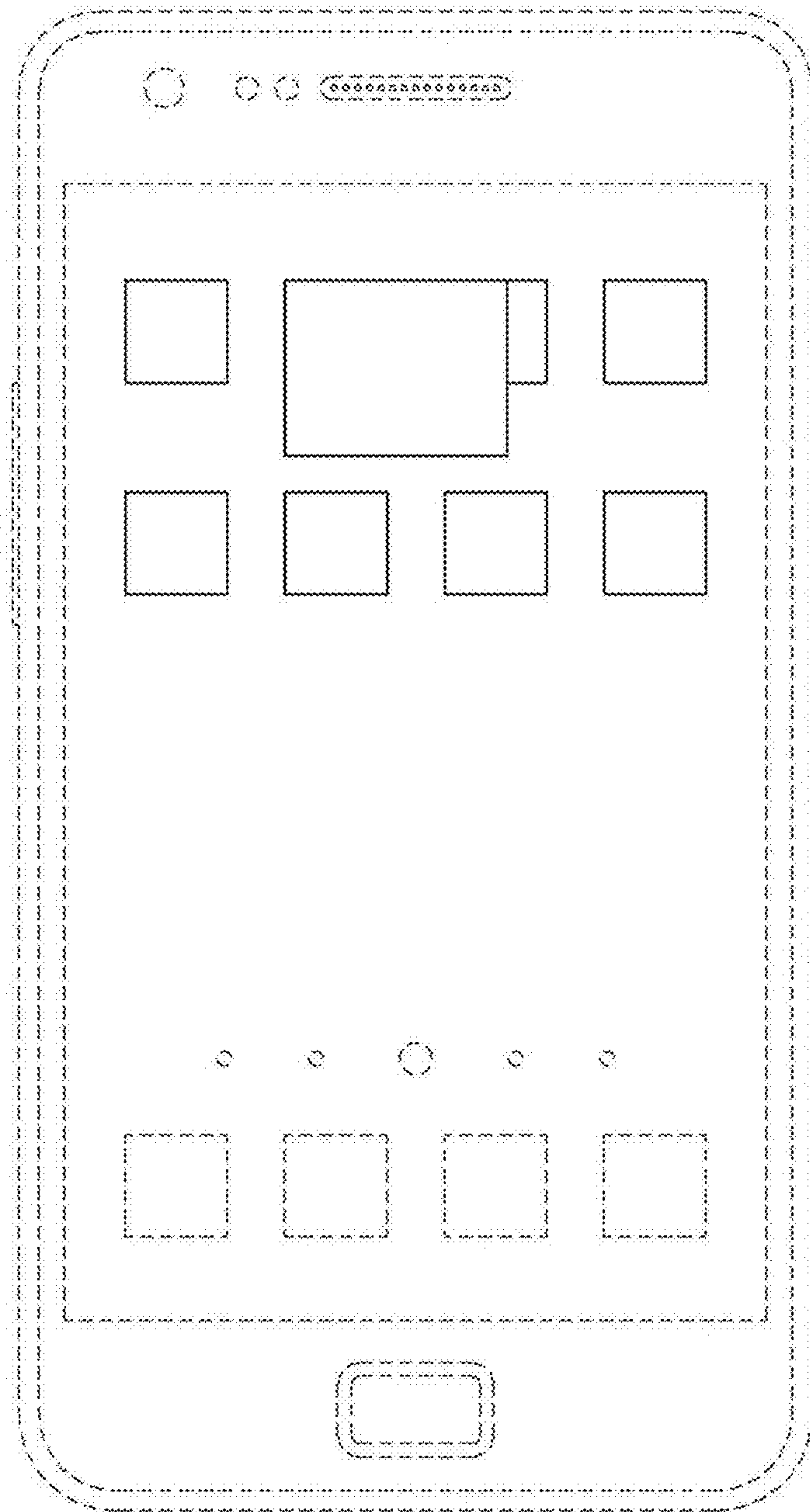




FIG. 3

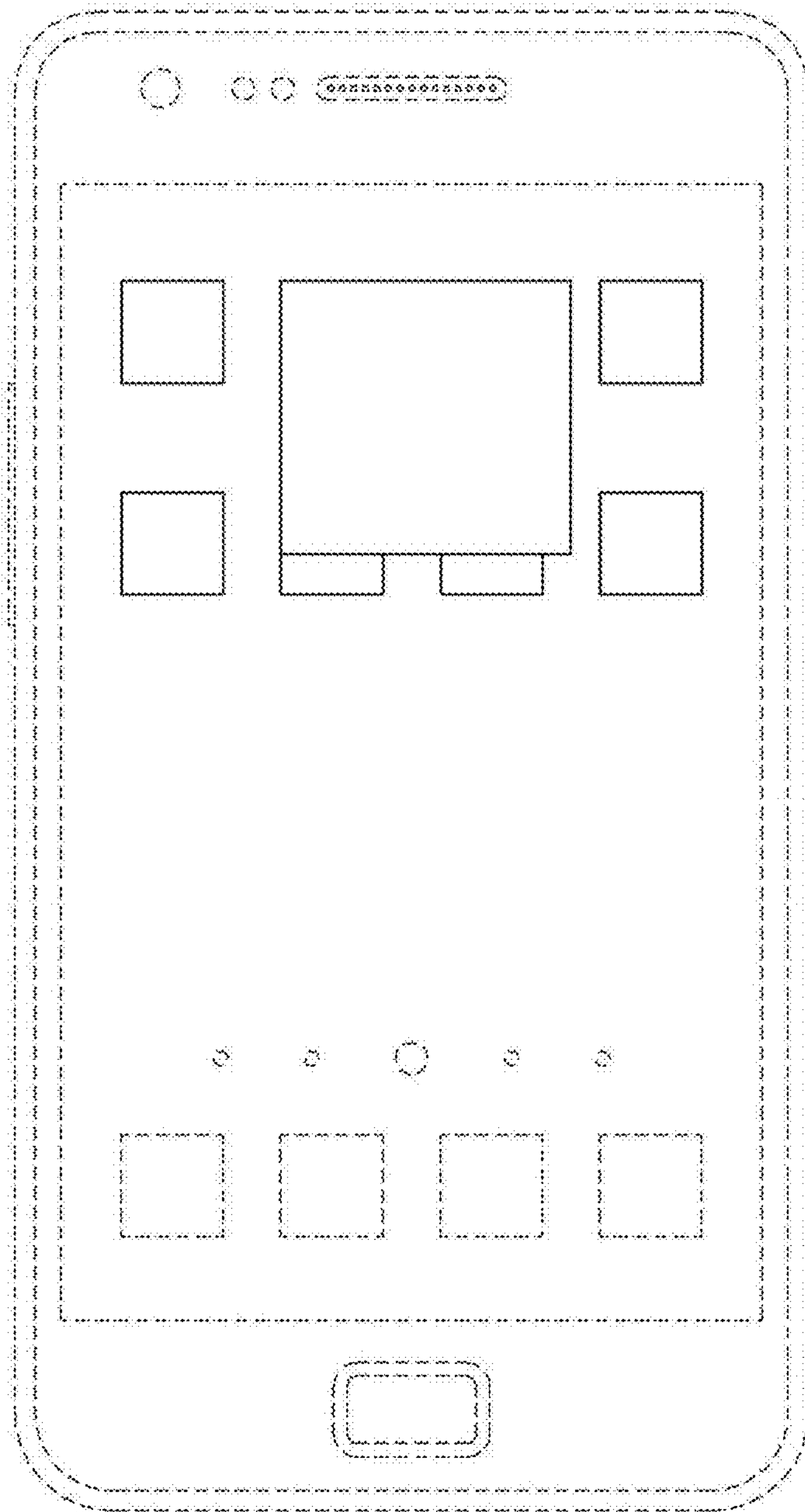


FIG. 4

