



US00D820850S

(12) **United States Design Patent**
Tekamp et al.

(10) **Patent No.:** **US D820,850 S**
(45) **Date of Patent:** **** Jun. 19, 2018**

(54) **DISPLAY SCREEN PORTION WITH GRAPHICAL USER INTERFACE**

(71) Applicant: **Wal-Mart Stores, Inc.**, Bentonville, AR (US)

(72) Inventors: **Neil Anthony Tekamp**, San Francisco, CA (US); **Holly Tegeler Collier**, Chicago, IL (US)

(73) Assignee: **WALMART APOLLO, LLC**, Bentonville, AR (US)

(**) Term: **15 Years**

(21) Appl. No.: **29/566,324**

(22) Filed: **May 27, 2016**

(51) **LOC (11) Cl.** **14-04**

(52) **U.S. Cl.**
USPC **D14/485**

(58) **Field of Classification Search**
USPC D14/485-495
CPC G06F 3/048; G06F 3/0481; G06F 3/04817; G06F 3/0482; G06F 3/0483; G06F 3/04842; G06F 3/0485; G06F 3/04855; G06F 3/0486; G06F 3/0488; G06F 3/04886; G06F 9/4443; G06F 17/211; G06F 17/212

See application file for complete search history.

(56) **References Cited**

U.S. PATENT DOCUMENTS

- D597,101 S * 7/2009 Chaudhri D14/488
- D599,813 S * 9/2009 Hirsch D14/488
- D645,871 S * 9/2011 Khan D14/486
- 8,597,093 B2 * 12/2013 Engelberg G06F 19/3481 463/1
- D744,504 S * 12/2015 Wilberding D14/485
- D746,849 S * 1/2016 Anzures D14/486
- D754,700 S * 4/2016 Lee D14/486

- 9,583,142 B1 * 2/2017 Zhu G11B 27/034
- D789,956 S * 6/2017 Ortega D14/486
- D790,578 S * 6/2017 Hatzikostas D14/486
- D790,579 S * 6/2017 Hays D14/486
- D790,580 S * 6/2017 Hatzikostas D14/486
- D792,903 S * 7/2017 Park D14/486
- 2010/0023865 A1 * 1/2010 Fulker G06F 3/04817 715/734
- 2013/0321340 A1 * 12/2013 Seo G06F 1/1641 345/174
- 2014/0193047 A1 * 7/2014 Grosz G06F 3/1242 382/118
- 2015/0143248 A1 * 5/2015 Beechuk H04L 67/10 715/739

(Continued)

Primary Examiner — Kevin K Rudzinski

Assistant Examiner — Jack Reickel

(74) *Attorney, Agent, or Firm* — Bryan Cave Leighton Paisner LLP

(57) **CLAIM**

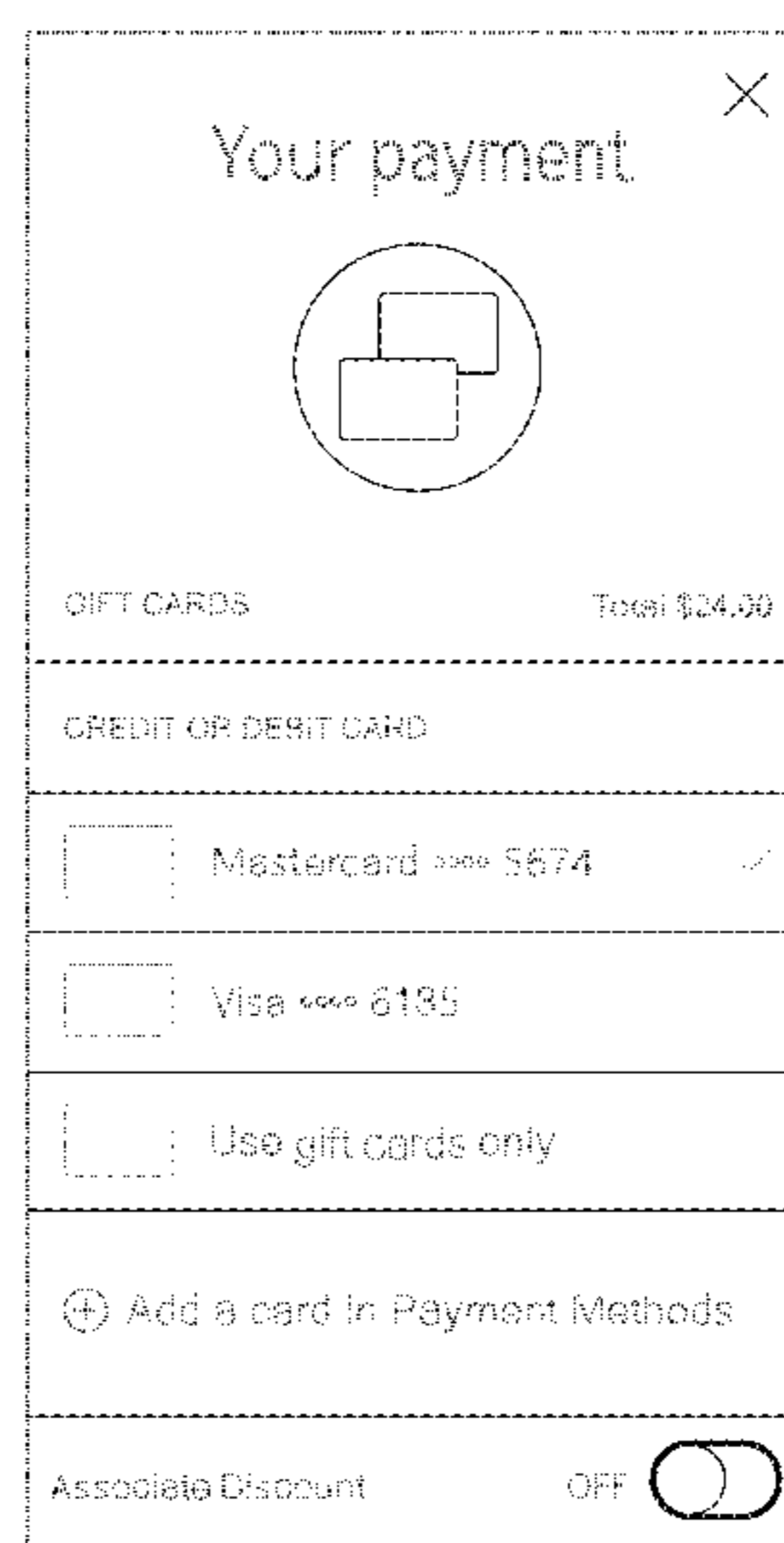

The ornamental design for a display screen portion with graphical user interface, as shown and described.

DESCRIPTION

FIG. 1 is a front view of a first image of a display screen portion with graphical user interface; FIG. 2 is a front view of a second image of a display screen portion with graphical user interface; and, FIG. 3 is a front view of a third image of a display screen portion with graphical user interface. The broken line showing of a display screen portion and graphical user interface is included for the purpose of illustrating portions of the article and forms no part of the claimed design.

The appearance of the transitional image sequentially transitions between the images shown in FIG. 1-3. The process or period in which one image transitions to another image forms no part of the claimed design.

1 Claim, 3 Drawing Sheets



(56)

References Cited

U.S. PATENT DOCUMENTS

2017/0075562 A1* 3/2017 Bauer G06F 3/04886

* cited by examiner

FIG. 1

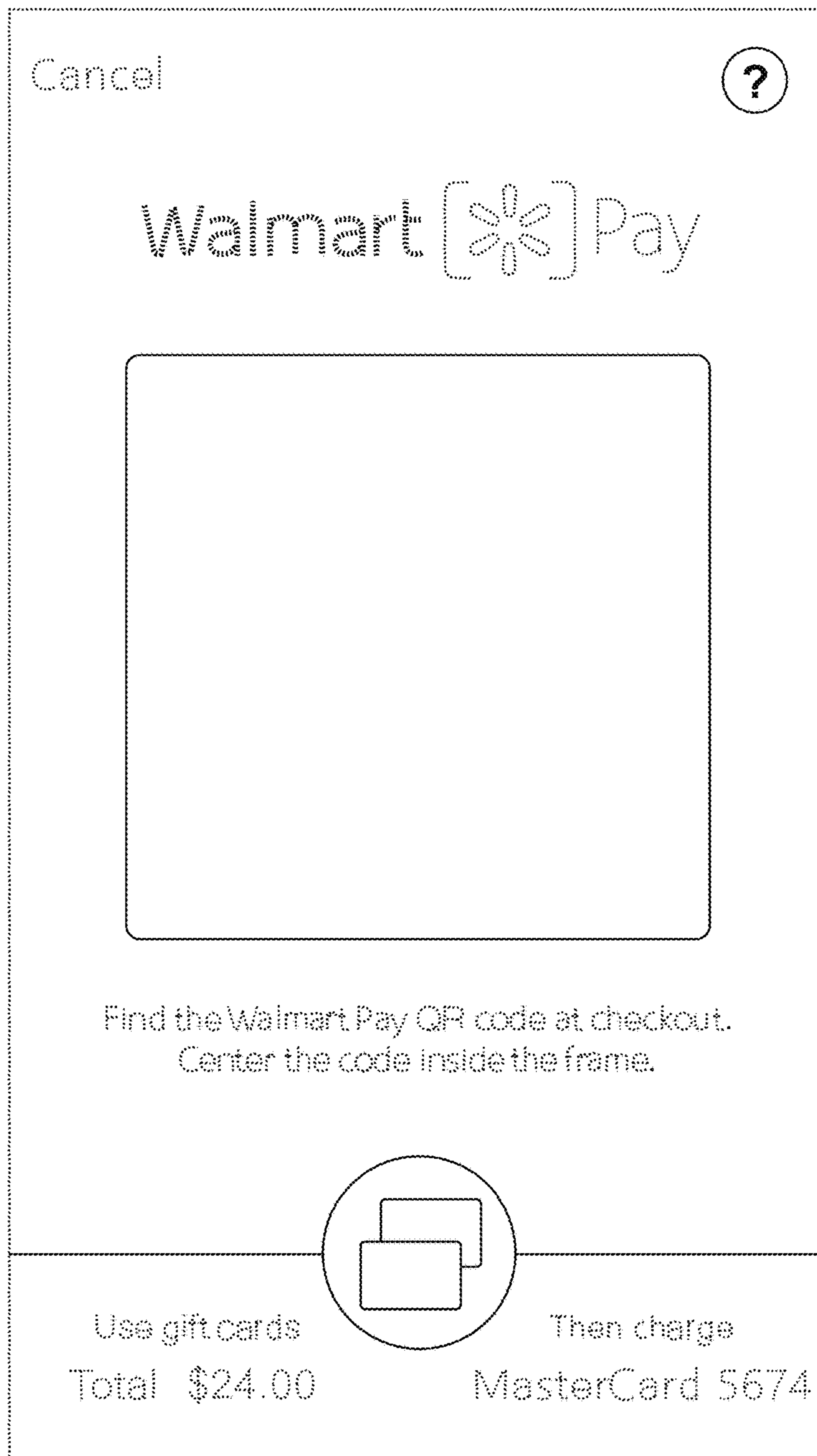
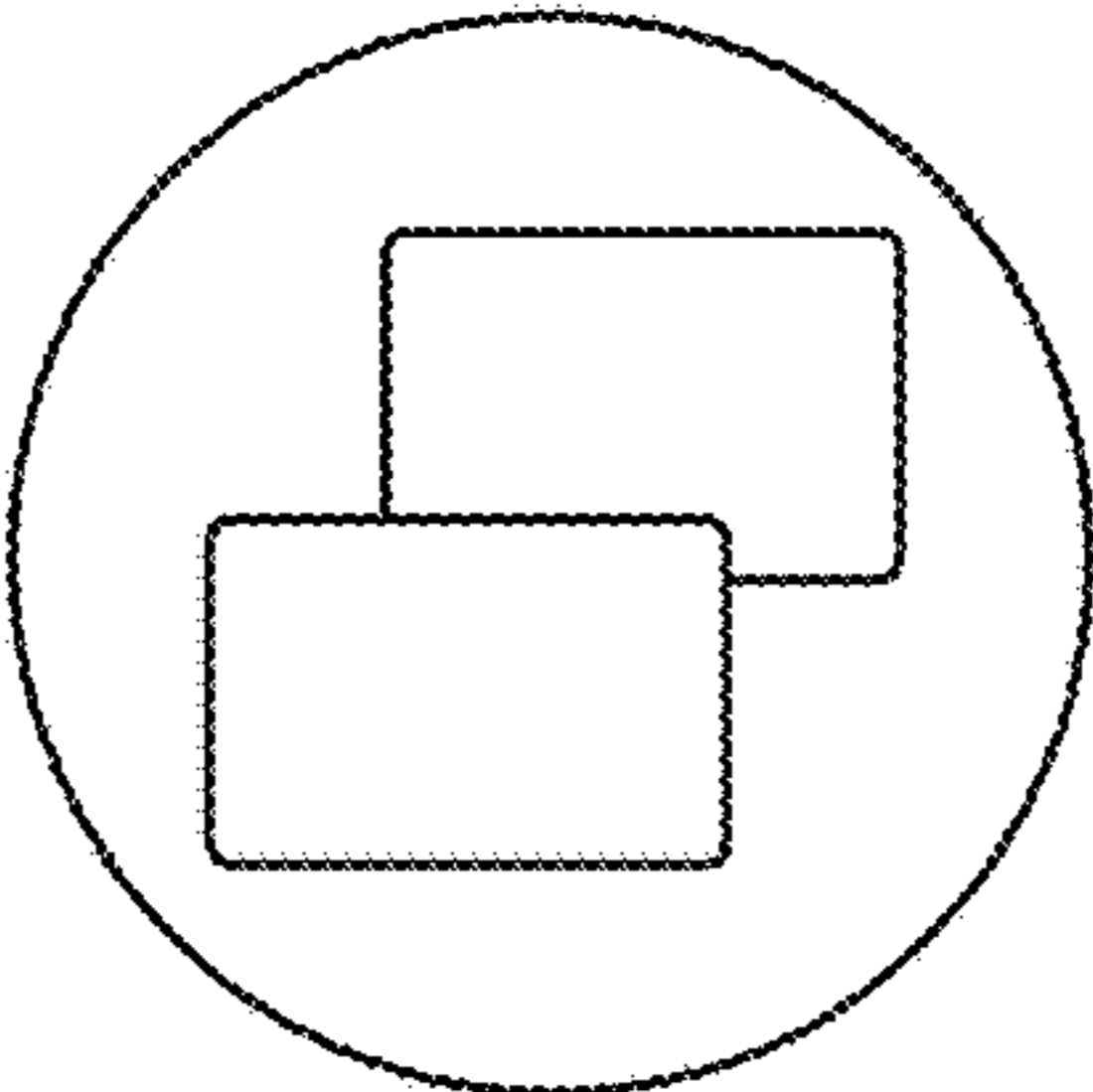


FIG. 2

×

Your payment



GIFT CARDSTotal \$24.00

CREDIT OR DEBIT CARD

Mastercard **** 5674✓

Visa **** 6135

Use gift cards only

⊕ Add a card in Payment Methods


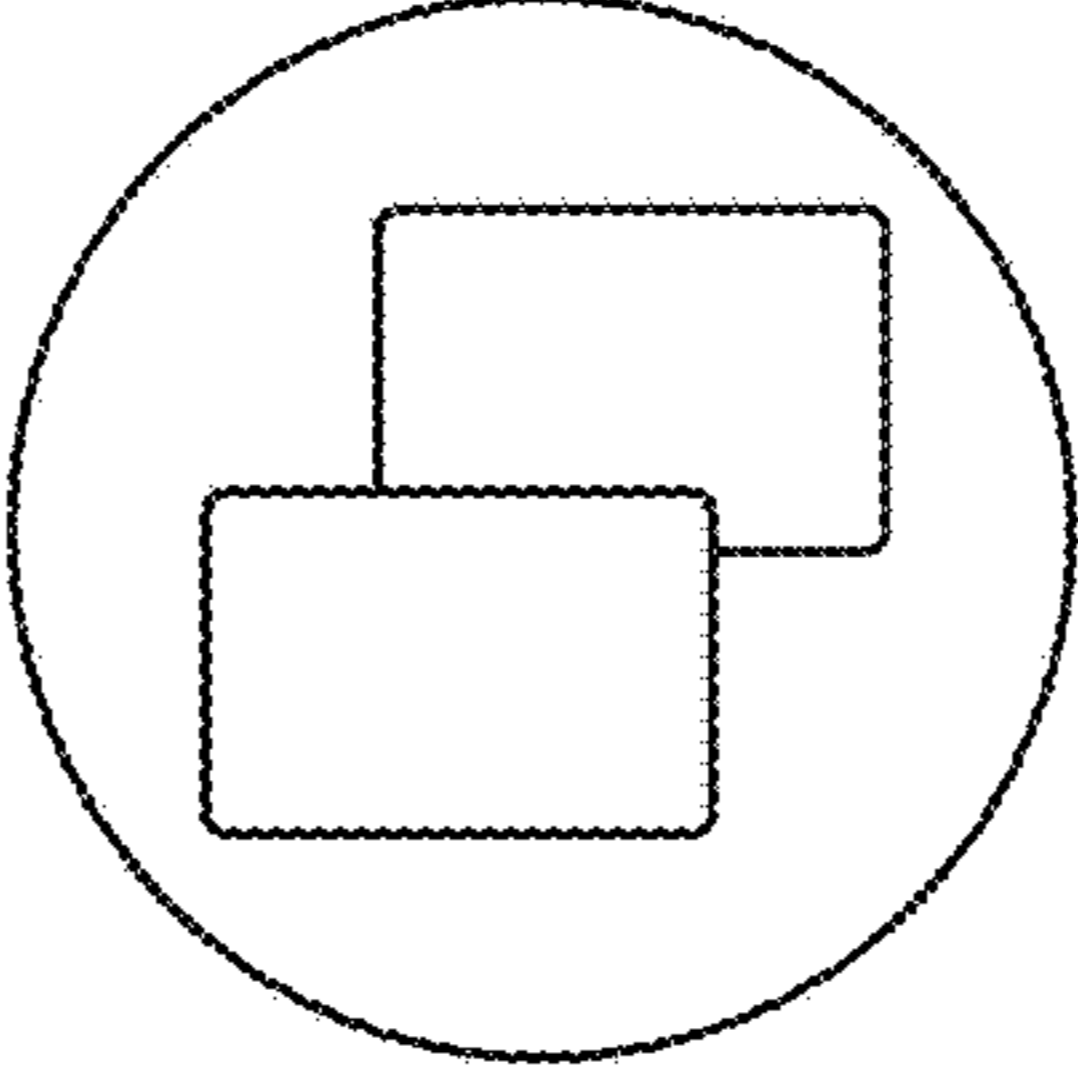
Associate DiscountON 

FIG. 3

×

Your payment



GIFT CARDSTotal \$24.00

CREDIT OR DEBIT CARD

Mastercard **** 5674

Visa **** 6135

Use gift cards only

⊕ Add a card in Payment Methods

Associate DiscountOFF 