



US00D820844S

(12) **United States Design Patent**
Jones et al.

(10) **Patent No.:** **US D820,844 S**
(45) **Date of Patent:** **** Jun. 19, 2018**

- (54) **ELECTRONIC MOUSE**
- (71) Applicant: **Microsoft Corporation**, Redmond, WA (US)
- (72) Inventors: **Gregory Jones**, Seattle, WA (US); **Hong Yu Chen**, Shenzhen (CN); **Wei Zheng**, Shenzhen (CN); **Ralf Groene**, Kirkland, WA (US)
- (73) Assignee: **Microsoft Corporation**, Redmond, WA (US)

(**) Term: **15 Years**

(21) Appl. No.: **29/600,152**

(22) Filed: **Apr. 10, 2017**

(51) **LOC (11) Cl.** **14-02**

(52) **U.S. Cl.**
USPC **D14/407**

(58) **Field of Classification Search**
USPC D14/402-411, 356, 388, 389, 383-385, D14/417, 426; 345/156-167; 463/36-38; 358/471, 473; 273/148 B
CPC G06F 3/03543; G06F 2203/0333; G06F 3/039; G06F 3/038; G06F 2203/0384
See application file for complete search history.

(56) **References Cited**

U.S. PATENT DOCUMENTS

D284,284 S	6/1986	Manock et al.	
D288,569 S	3/1987	Ida	
D302,426 S	7/1989	Bradley et al.	
D306,017 S	2/1990	Shulman et al.	
D307,137 S	4/1990	Alfonso	
D313,981 S	1/1991	Yang	
D326,848 S	6/1992	Shiraishi	
D331,230 S	11/1992	Yang	
D335,874 S	5/1993	Chen	
D335,875 S	5/1993	Chen	
D336,900 S *	6/1993	Pfeifer D14/407

D340,926 S	11/1993	Lin	
D349,280 S	8/1994	Kaneko	
D349,688 S *	8/1994	Holbrook D13/162
D359,277 S	6/1995	Dann et al.	
D375,729 S	11/1996	Aeschbacher et al.	
D386,163 S	11/1997	Cheng	
D460,071 S	7/2002	Sheehan et al.	
6,636,198 B1	10/2003	Gross et al.	
D493,796 S	8/2004	Lin et al.	
6,896,948 B1	5/2005	Griswold	
D507,573 S	7/2005	Wang et al.	

(Continued)

OTHER PUBLICATIONS

Photos of the Microsoft Arc mouse, 1 sheet, Microsoft Corporation, 2008.

(Continued)

Primary Examiner — Austin Murphy

(74) *Attorney, Agent, or Firm* — Banner & Witcoff, Ltd.

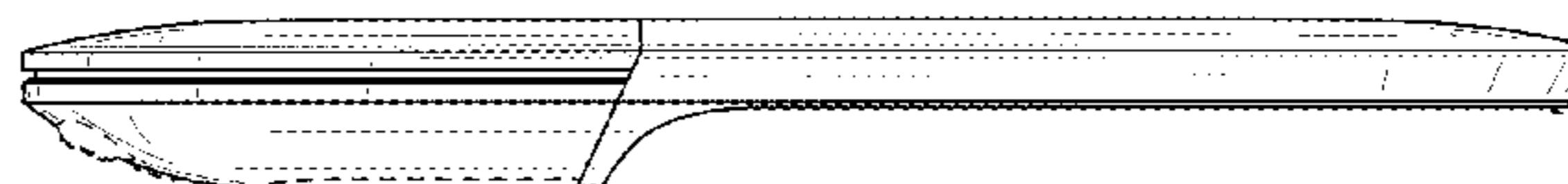
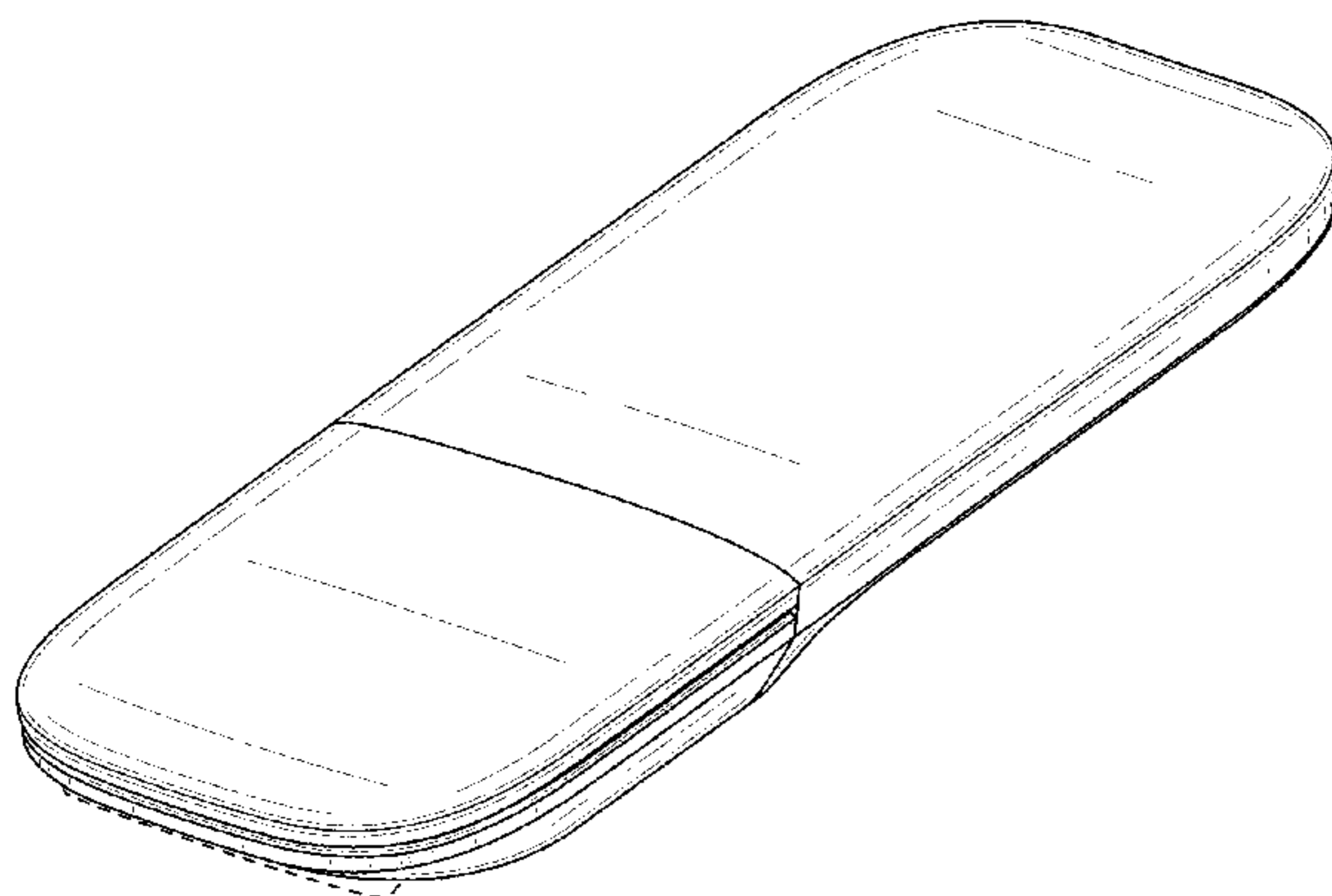
(57) **CLAIM**

The ornamental design for an electronic mouse, as shown and described.

DESCRIPTION

FIG. 1 is a front perspective view of an electronic mouse showing our new design;
FIG. 2 is a right side view thereof;
FIG. 3 is a left side view thereof;
FIG. 4 is a front view thereof;
FIG. 5 is a rear view thereof;
FIG. 6 is a top perspective view thereof;
FIG. 7 is a bottom perspective view thereof;
FIG. 8 is a top view thereof;
FIG. 9 is a bottom view thereof; and,
FIG. 10 is another bottom perspective view thereof.
The broken lines shown represent portions of the electronic mouse that form no part of the claimed design.

1 Claim, 6 Drawing Sheets



(56)

References Cited

U.S. PATENT DOCUMENTS

D513,413 S 1/2006 Chung
 D528,118 S 9/2006 Canavan et al.
 D534,168 S 12/2006 Wada
 D545,822 S 7/2007 Murakami
 D575,784 S 8/2008 Chatterjee et al.
 D577,725 S 9/2008 Chatterjee et al.
 D581,929 S 12/2008 Chatterjee et al.
 D583,378 S 12/2008 Bradford et al.
 D593,093 S 5/2009 Chatterjee et al.
 D593,094 S 5/2009 Chatterjee et al.
 D593,095 S 5/2009 Chatterjee et al.
 D611,474 S 3/2010 Chatterjee et al.
 D616,443 S 5/2010 Chatterjee et al.
 D616,445 S * 5/2010 Wong D14/402
 D616,888 S * 6/2010 Chen D14/407
 D617,324 S 6/2010 Fang et al.
 D621,838 S 8/2010 Hoehn et al.
 D629,804 S 12/2010 Hoehn et al.
 D642,574 S 8/2011 Kim et al.
 D642,575 S 8/2011 Kim et al.
 D642,576 S 8/2011 Kim et al.
 D642,577 S 8/2011 Kim et al.
 D647,093 S * 10/2011 Kim D14/407
 D658,650 S * 5/2012 Kujawski D14/402

D709,884 S * 7/2014 Shim D14/407
 D710,362 S * 8/2014 Kaminsky D14/420
 D715,801 S * 10/2014 Lee D14/407
 D716,812 S * 11/2014 Lim D14/407
 D734,308 S * 7/2015 Jeon D14/248
 D757,728 S * 5/2016 Schoeck D14/407
 D766,243 S * 9/2016 Andre D14/408
 D769,244 S * 10/2016 Lee D14/407
 D769,245 S * 10/2016 Lee D14/407
 2009/0033625 A1 2/2009 Chatterjee et al.
 2010/0053084 A1 3/2010 Chatterjee et al.

OTHER PUBLICATIONS

Slimblade Presenter Mouse, 1 sheet, Kensington Computer Products Group, Date Unknown but prior to the filing date of the present application.
 Genius Traveler 915BT Laser Bluetooth Mouse, 1 sheet, KYE Systems Corp, Date Unknown but prior to the filing date of the present application.
 Iball Presenter Cordless Mouse, 1 sheet, Iball, Date Unknown but prior to the filing date of the present application.
 U.S. Appl. No. 29/600,149, filed Apr. 10, 2017.
 U.S. Appl. No. 29/600,159, filed Apr. 10, 2017.
 U.S. Appl. No. 29/600,163, filed Apr. 10, 2017.

* cited by examiner

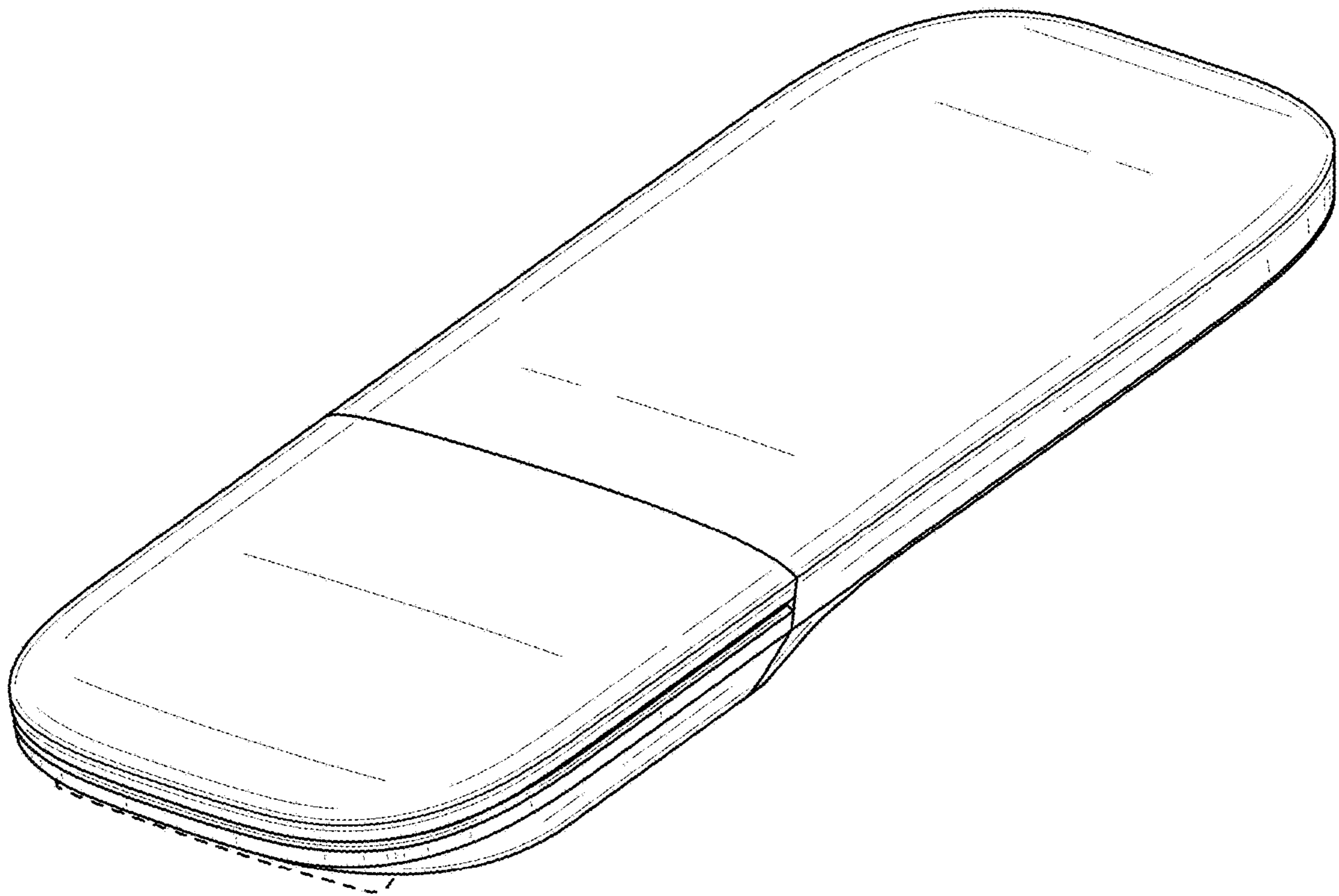


FIG. 1




FIG. 2




FIG. 3




FIG. 4

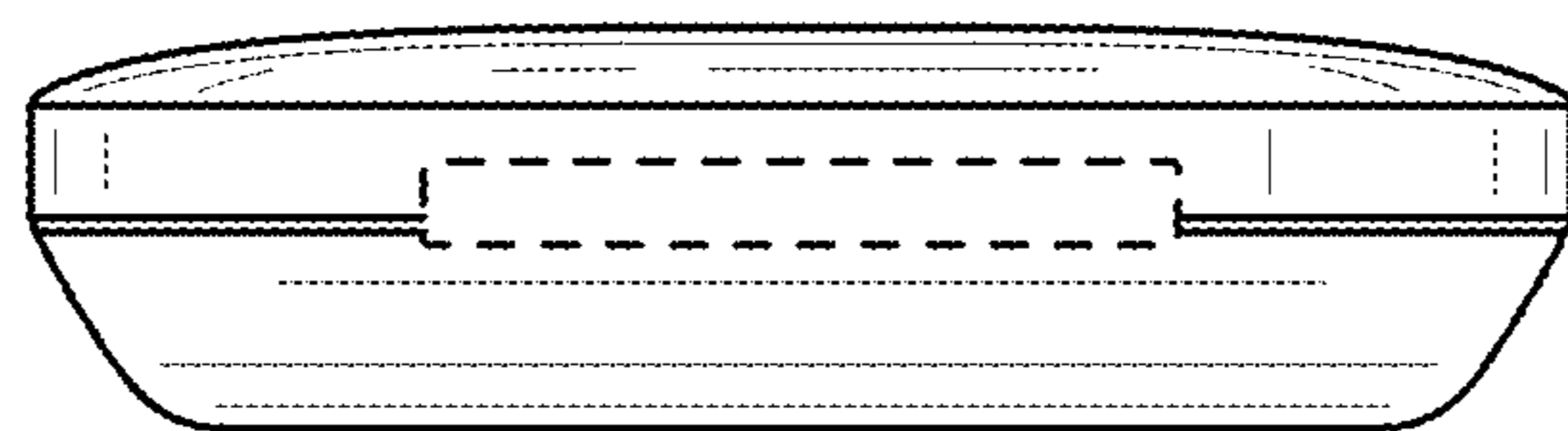


FIG. 5

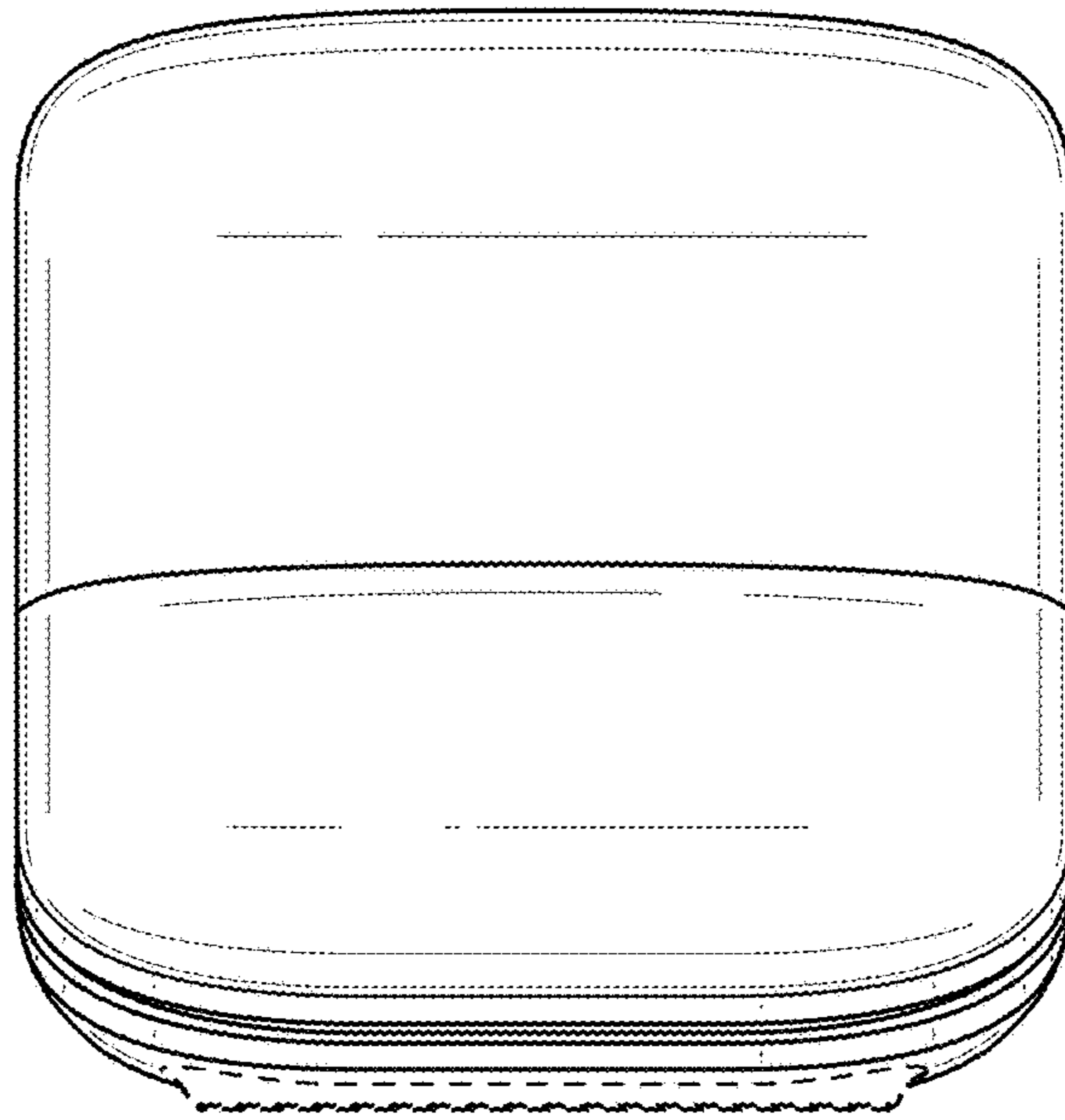


FIG. 6

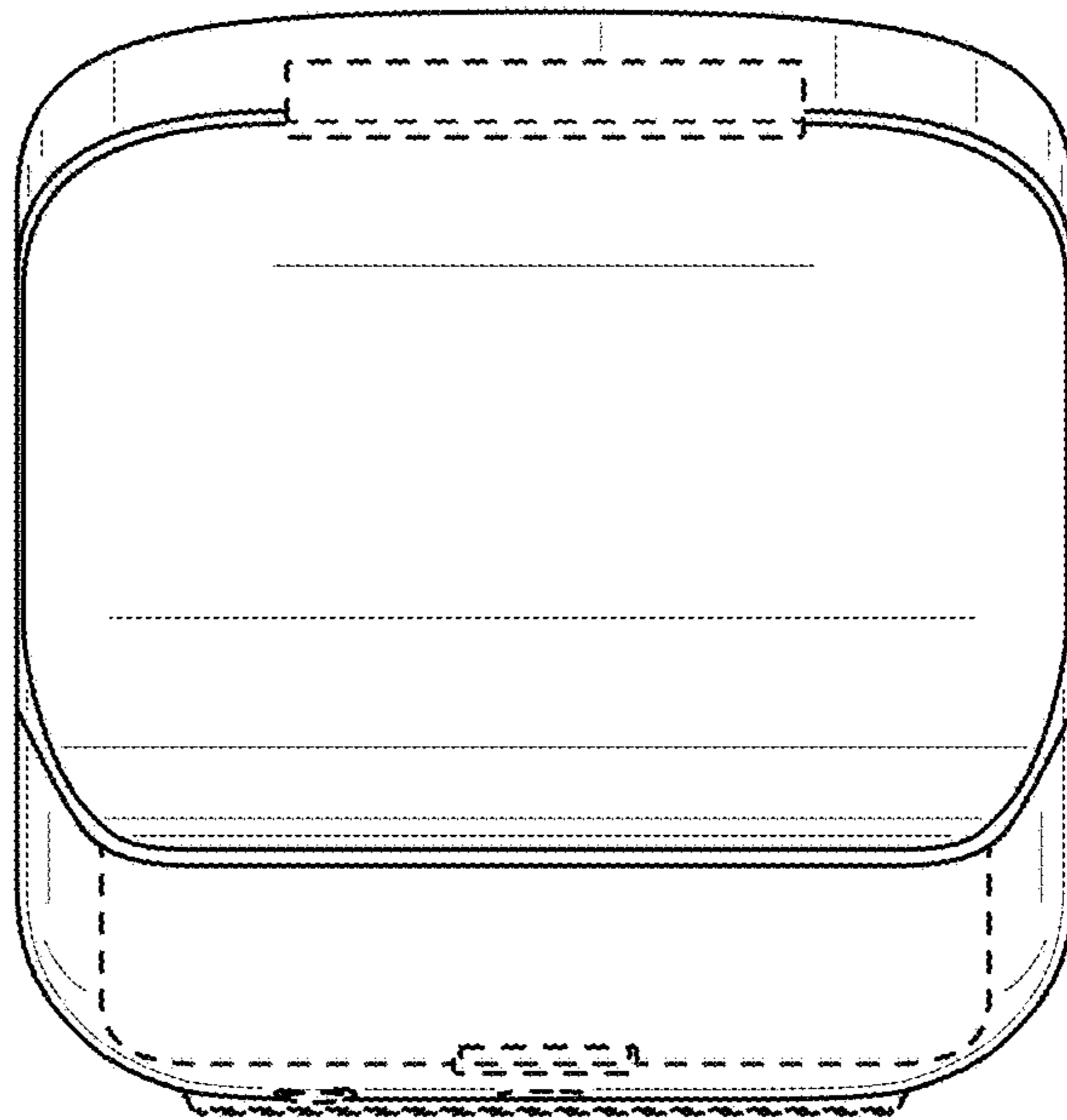


FIG. 7




FIG. 8




FIG. 9

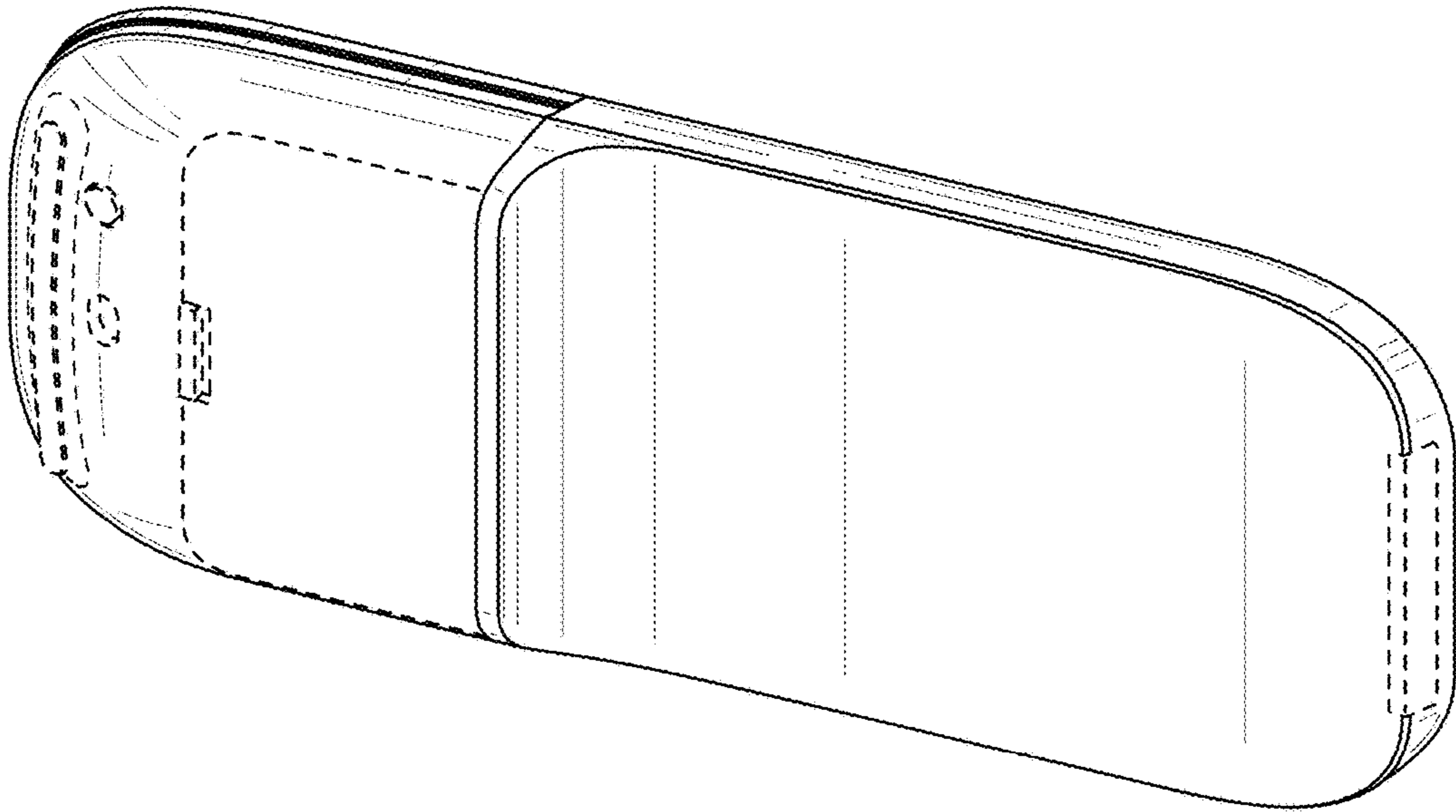


FIG. 10