



US00D820824S

(12) **United States Design Patent**  
**Thornton**

(10) **Patent No.:** **US D820,824 S**  
(45) **Date of Patent:** **\*\* Jun. 19, 2018**

(54) **INTERACTIVE TOP ELEMENT FOR KIOSK**

D799,471 S \* 10/2017 Brown ..... D14/307  
D799,472 S \* 10/2017 Brown ..... D14/307  
D799,473 S \* 10/2017 Brown ..... D14/307

(71) Applicant: **ProVision Interactive Technologies, Inc.**, Chatsworth, CA (US)

\* cited by examiner

(72) Inventor: **Curt Thornton**, Simi Valley, CA (US)

*Primary Examiner* — Austin Murphy

(73) Assignee: **Provision Interactive Technologies, Inc.**, Chatsworth, CA (US)

(74) *Attorney, Agent, or Firm* — Andrew S. Langsam;  
Pryor Cashman LLP

(\*\*) Term: **15 Years**

(57) **CLAIM**

(21) Appl. No.: **29/608,502**

The ornamental design for an interactive top element for kiosk, as shown and described.

(22) Filed: **Jun. 22, 2017**

**DESCRIPTION**

(51) **LOC (11) Cl.** ..... **14-02**

(52) **U.S. Cl.**  
USPC ..... **D14/307**

(58) **Field of Classification Search**  
USPC ..... D14/302–307, 900–902; D13/163;  
D20/10; D21/332, 325, 369, 370;  
D99/28; D6/397, 466; 194/206;  
361/679.01, 679.02, 679.04, 679.21,  
361/679.57, 725  
CPC ..... G06Q 20/18; G06Q 20/10; G06Q 20/123;  
G06Q 20/20; G06Q 30/02; G06Q 30/06;  
A47F 9/047

See application file for complete search history.

FIG. 1 is a top, front and right side perspective view of the interactive top element for kiosk showing the present invention;  
FIG. 2 is a front elevational view thereof;  
FIG. 3 is a rear elevational view thereof;  
FIG. 4 is a left side elevational view thereof;  
FIG. 5 is a right side elevational view of the interactive top element for kiosk, as shown in FIGS. 1 through 4;  
FIG. 6 is top plan view thereof; and,  
FIG. 7 is a bottom view of the interactive top element for kiosk.

The bottom view of the interactive top element for kiosk is not seen from by a consumer. It is flush on top of the kiosk itself and is not visible when the top element is placed upon the kiosk, as intended during display and use.

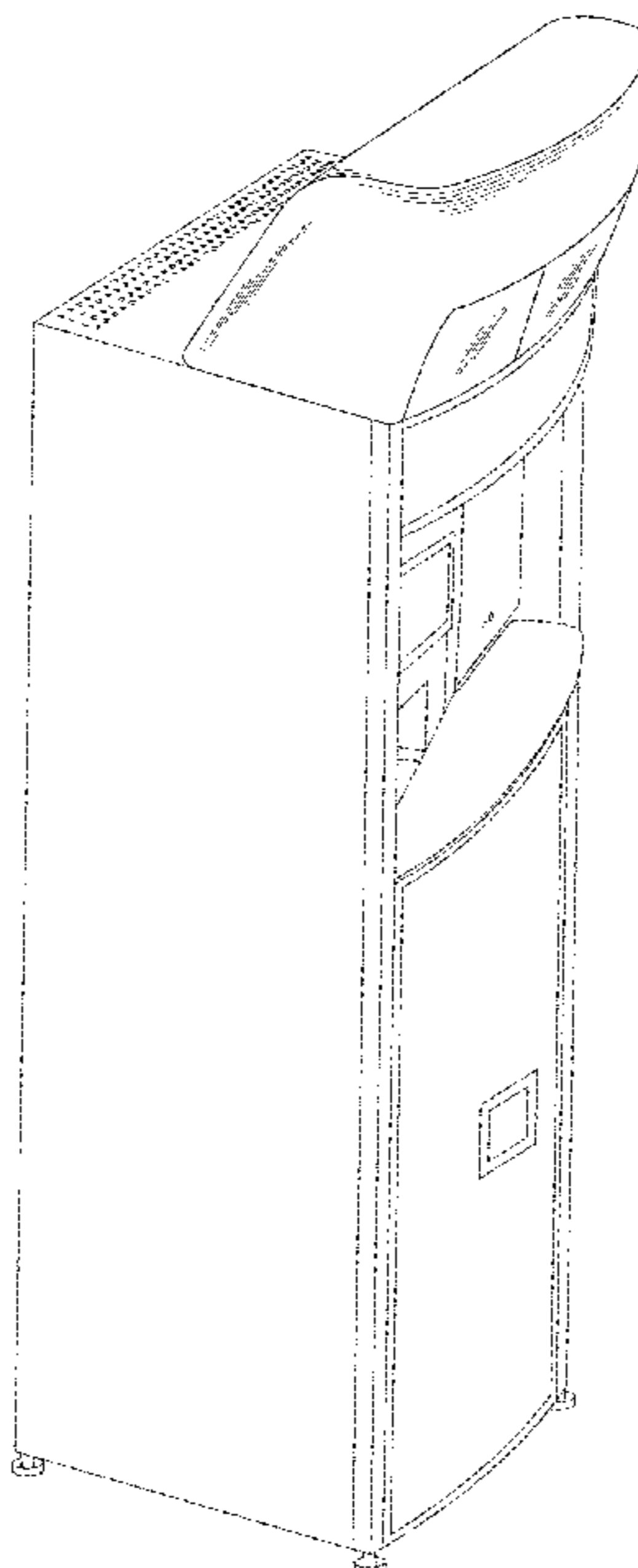
The broken lines shown in the figures are of the kiosk itself upon which the interactive top element for kiosk sits and are included for the purpose of illustrating the environmental structure, specifically, how the present invention would appear to a consumer as the same sits upon the kiosk. The kiosk forms no part of the claimed design.

(56) **References Cited**

U.S. PATENT DOCUMENTS

D696,658 S \* 12/2013 Winston ..... D14/307  
D705,213 S \* 5/2014 Smith ..... D14/307  
D723,538 S \* 3/2015 Catoe ..... D14/307  
D732,520 S \* 6/2015 Themann ..... D14/307  
D751,061 S \* 3/2016 Berini ..... D14/307  
D762,635 S \* 8/2016 Szeredi ..... D14/307  
D788,098 S \* 5/2017 Thornton ..... D14/307

**1 Claim, 7 Drawing Sheets**



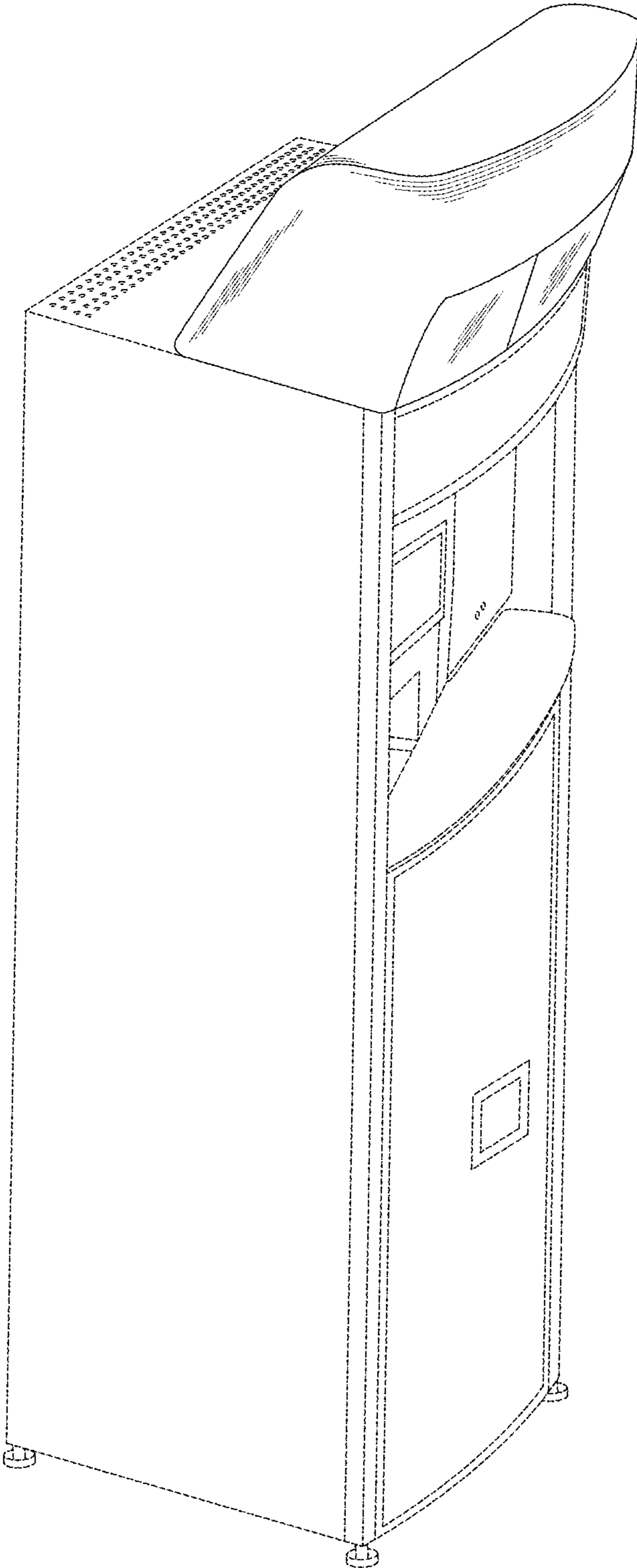


FIG. 1

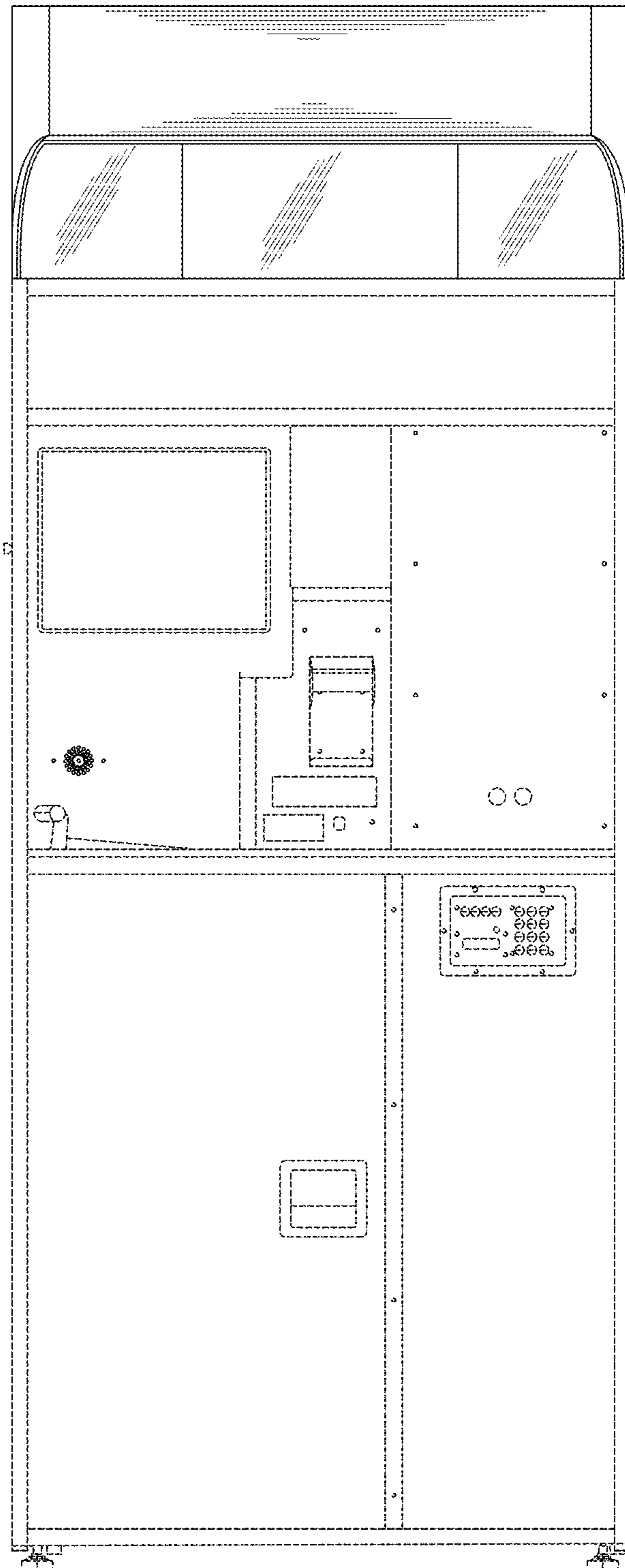


FIG. 2




FIG. 3

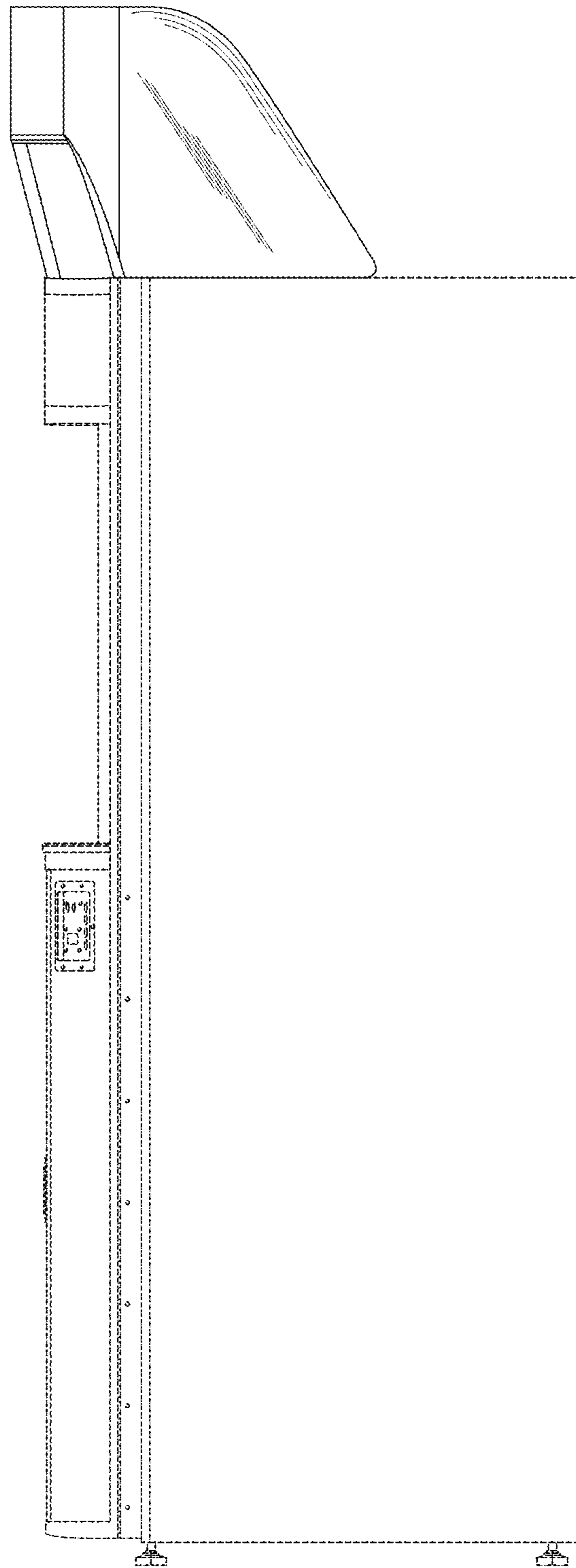


FIG. 4

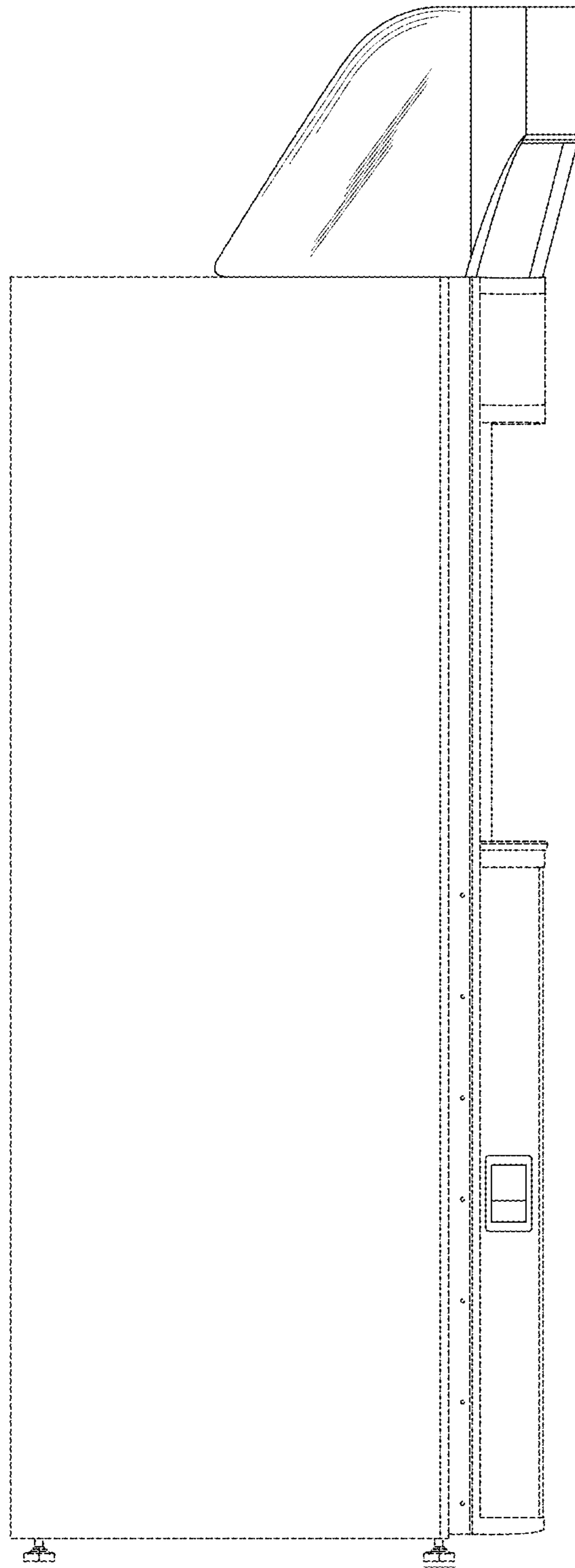


FIG. 5

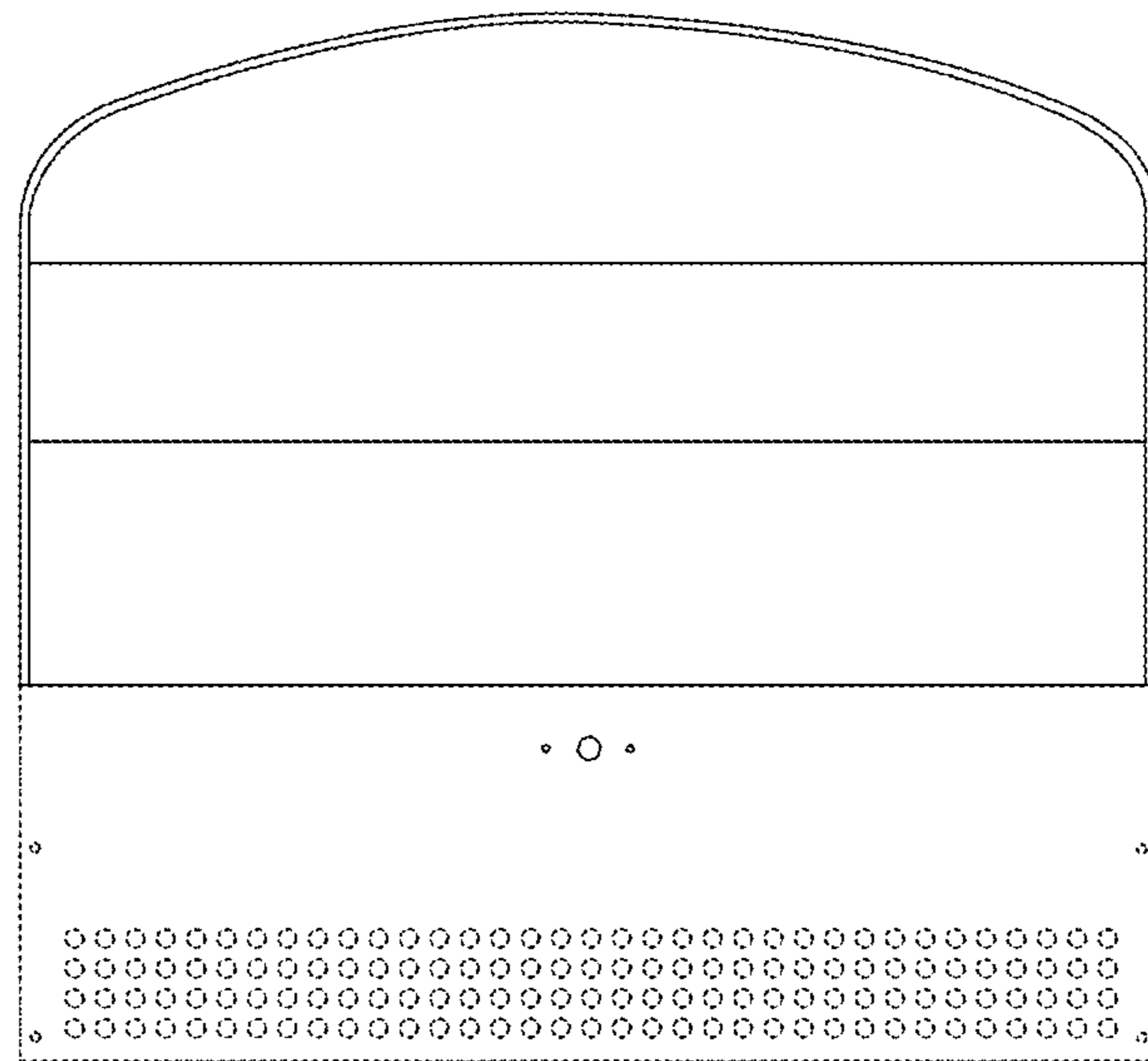


FIG. 6




FIG. 7