



US00D820810S

(12) **United States Design Patent**
Levine et al.

(10) **Patent No.:** **US D820,810 S**
(45) **Date of Patent:** **** Jun. 19, 2018**

- (54) **EARPHONE DEVICE**
- (71) Applicant: **New Audio LLC**, New York, NY (US)
- (72) Inventors: **Jonathan E. Levine**, New York, NY (US); **Drew S. Briggs**, Brooklyn, NY (US); **Marten Andersson**, Malmö (SE); **Thomas C. Wilson**, Brooklyn, NY (US)
- (73) Assignee: **New Audio LLC**, New York, NY (US)
- (**) Term: **15 Years**
- (21) Appl. No.: **29/594,131**
- (22) Filed: **Feb. 15, 2017**

Related U.S. Application Data

- (62) Division of application No. 29/532,363, filed on Jul. 6, 2015, now Pat. No. Des. 780,155.
- (51) **LOC (11) Cl.** **14-01**
- (52) **U.S. Cl.**
USPC **D14/205**
- (58) **Field of Classification Search**
USPC D14/205, 223, 188, 192, 218; 181/129, 181/130, 135; 379/430, 431; 381/380, 381/381, 74; 455/90.3, 575.1, 569.1
CPC H04R 1/10; H04R 1/1033; H04R 1/105; H04R 5/033; H04R 5/0335; H04R 1/1016; H04R 1/1066
See application file for complete search history.

(56) **References Cited**

U.S. PATENT DOCUMENTS

- 1,646,541 A * 10/1927 Kaisling H01R 24/58
439/669
- 3,195,392 A * 7/1965 Allen G10G 7/02
181/130

- 4,133,984 A * 1/1979 Akiyama H04R 25/456
181/135
- 4,893,344 A * 1/1990 Tragardh H04M 1/05
379/430
- 4,901,355 A * 2/1990 Moore A61F 9/029
381/327
- D316,550 S * 4/1991 Sogabe D14/168
- D318,670 S * 7/1991 Taniguchi D14/205
- D326,655 S * 6/1992 Iribe D14/192
- 5,410,608 A * 4/1995 Lucey H04R 1/083
381/360
- D384,072 S * 9/1997 Ng D14/192
- D430,139 S * 8/2000 Peters D14/192
- D430,547 S * 9/2000 Yoon D14/142
- 6,126,465 A * 10/2000 Franks, Jr. H01R 24/58
439/218
- D448,359 S * 9/2001 Do D14/223

(Continued)

Primary Examiner — Paula Allen Greene

(74) *Attorney, Agent, or Firm* — Perkins Coie LLP

(57) **CLAIM**

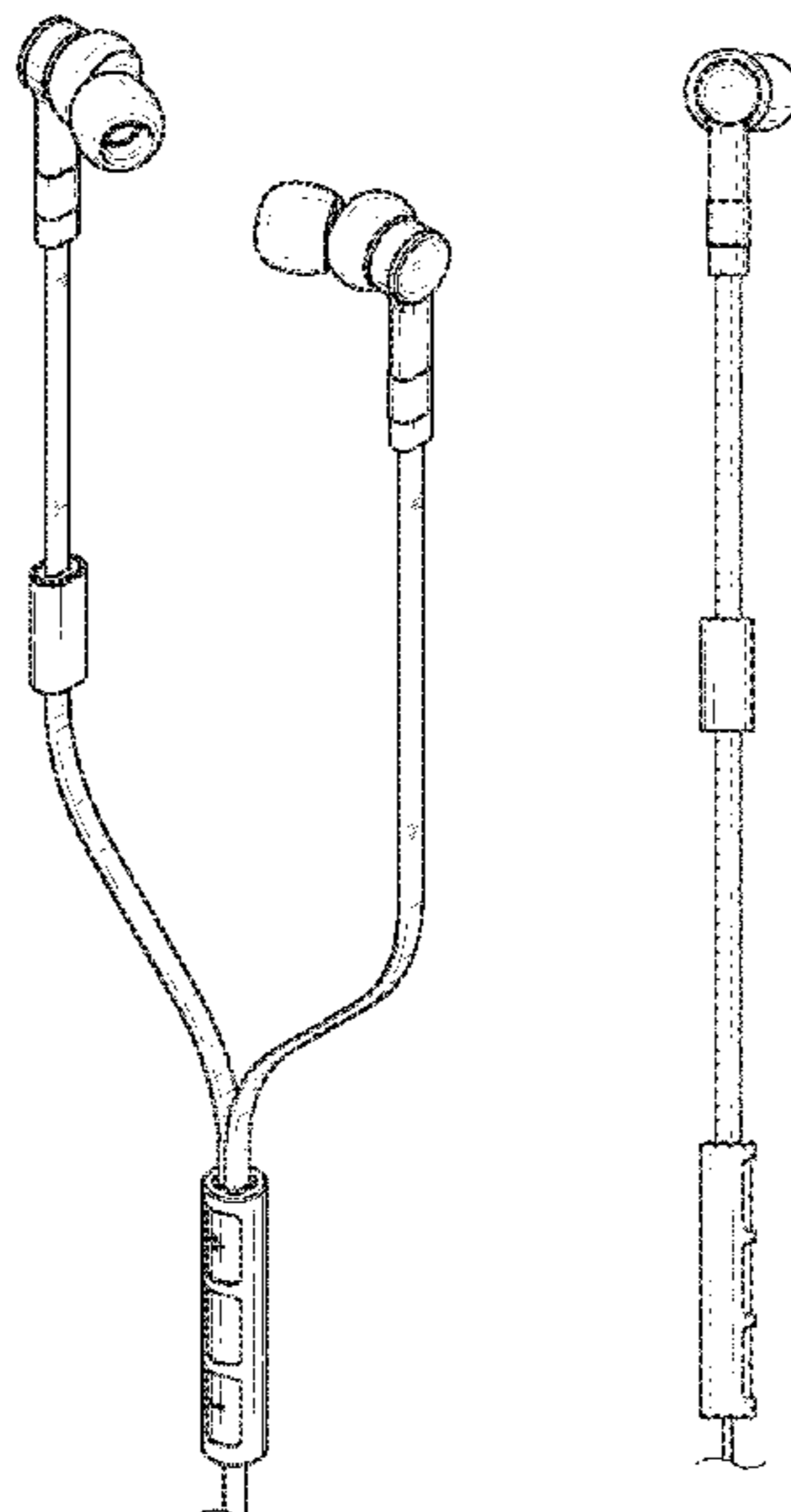
The ornamental design for an earphone device, as shown and described.

DESCRIPTION

FIG. 1 is a perspective view of an earphone device showing our new design;
 FIG. 2 is a front elevational view thereof;
 FIG. 3 is a back elevational view thereof;
 FIG. 4 is a first outer side elevational view thereof;
 FIG. 5 is an opposite outer side elevational view thereof;
 FIG. 6 is a top plan view thereof;
 FIG. 7 is a bottom plan view thereof; and,
 FIG. 8 is an inner front elevational view thereof, shown separately for purposes of illustration; the inner front elevational view of the other earphone device is a mirror image thereof.

The broken lines depict environment that forms no part of the claimed design.

1 Claim, 3 Drawing Sheets



(56)

References Cited

U.S. PATENT DOCUMENTS

6,333,984 B1 * 12/2001 Yang H04R 1/083
 381/364
 D467,240 S * 12/2002 Ruohonen D14/205
 D473,217 S * 4/2003 Rivera D14/223
 D511,157 S * 11/2005 Johnson D14/223
 7,139,590 B2 * 11/2006 Liu H04M 1/6058
 455/557
 D539,268 S * 3/2007 Suzuki D14/206
 D555,152 S * 11/2007 Wang D14/223
 D558,735 S * 1/2008 Carr D14/206
 D566,695 S * 4/2008 Rath D14/223
 D567,217 S * 4/2008 Kamo D14/205
 D569,841 S * 5/2008 Chung D14/205
 D582,354 S * 12/2008 Andre D13/158
 D587,681 S * 3/2009 Yanai D14/205
 D588,584 S * 3/2009 Park D14/226
 D589,028 S * 3/2009 Haapapuro D14/206
 D597,071 S * 7/2009 Andre D14/206
 D598,894 S * 8/2009 Masuda D14/205
 D599,778 S * 9/2009 Ando D14/205
 D603,837 S * 11/2009 Martin D14/206
 D605,628 S * 12/2009 Ando D14/205
 7,778,435 B2 * 8/2010 Smith H04R 1/10
 181/135
 D627,764 S * 11/2010 Tsai D14/223
 D636,756 S * 4/2011 Fahrendorff D14/205
 D637,998 S * 5/2011 Brunner D14/205
 D643,416 S * 8/2011 Chong D14/223
 8,144,915 B2 * 3/2012 Hankey H01H 9/0228
 381/370
 D659,673 S * 5/2012 Fahrendorff D14/205
 D660,290 S * 5/2012 Weedon D14/223
 D662,079 S * 6/2012 Fahrendorff D14/205
 8,218,808 B2 * 7/2012 Xu H04R 1/1033
 381/370
 D666,581 S * 9/2012 Perez D14/223
 D681,001 S * 4/2013 Murchison D14/205
 D682,808 S * 5/2013 Fletcher D14/205

D682,809 S * 5/2013 Fletcher D14/205
 8,447,062 B2 * 5/2013 Lin H04R 1/1033
 381/370
 D685,343 S * 7/2013 Fletcher D14/205
 D685,760 S * 7/2013 Fletcher D14/205
 D685,761 S * 7/2013 Fletcher D14/205
 D698,750 S * 2/2014 Yoon D14/205
 D699,226 S * 2/2014 Yoon D14/206
 8,712,087 B2 * 4/2014 Ozawa H04R 1/345
 181/130
 D711,356 S * 8/2014 Yang D14/223
 D718,273 S * 11/2014 Harata D14/205
 8,909,899 B2 * 12/2014 Greiner G06F 12/10
 711/156
 D722,040 S * 2/2015 Tan D14/205
 D725,625 S * 3/2015 Hsieh D14/205
 D726,145 S * 4/2015 Hsieh D14/205
 D727,871 S * 4/2015 Orbach D14/205
 D729,775 S * 5/2015 Seo D14/205
 9,031,264 B2 * 5/2015 Yang H04R 1/1033
 381/189
 D742,354 S * 11/2015 McNamara D14/205
 D744,978 S * 12/2015 Capriotti D14/205
 D746,792 S * 1/2016 Kim D14/205
 D762,616 S * 8/2016 Hsieh D14/205
 D776,083 S * 1/2017 Lee D14/205
 D776,635 S * 1/2017 Chang D14/205
 D777,139 S * 1/2017 Fletcher D14/205
 D780,155 S * 2/2017 Levine D14/205
 2006/0285715 A1 * 12/2006 Drambarean H04R 1/1016
 381/380
 2007/0098201 A1 * 5/2007 Chen H04R 1/1016
 381/380
 2011/0317864 A1 * 12/2011 Kaneko H04R 1/1066
 381/380
 2013/0170692 A1 * 7/2013 Kaneko H04R 1/1016
 381/380
 2015/0382099 A1 * 12/2015 Chu H04R 1/2811
 381/370

* cited by examiner

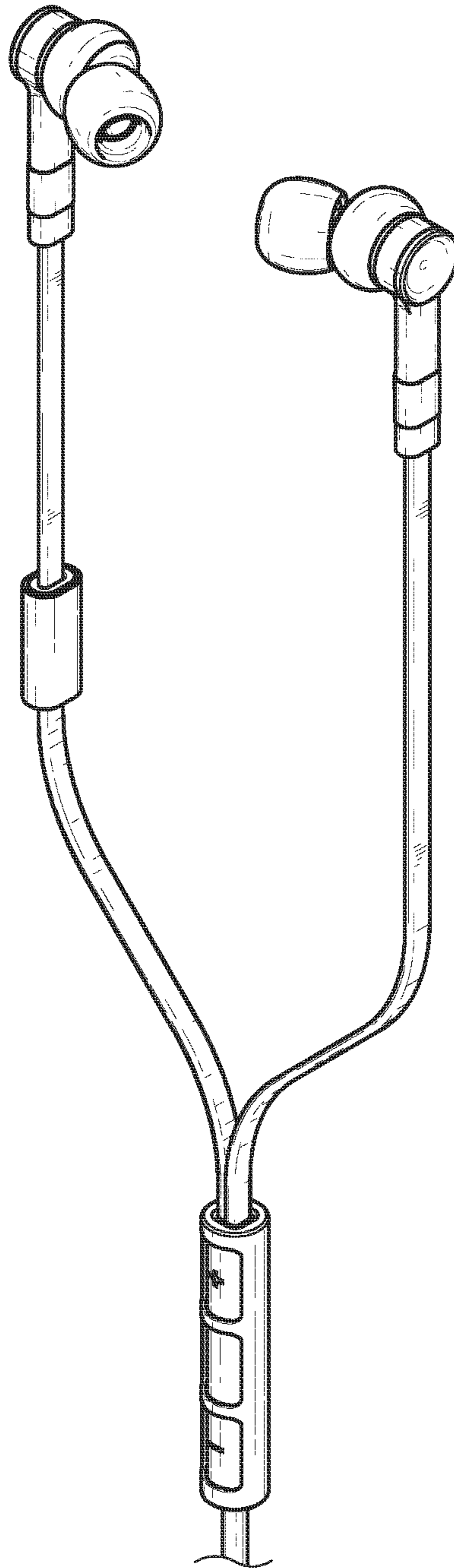


Fig. 1

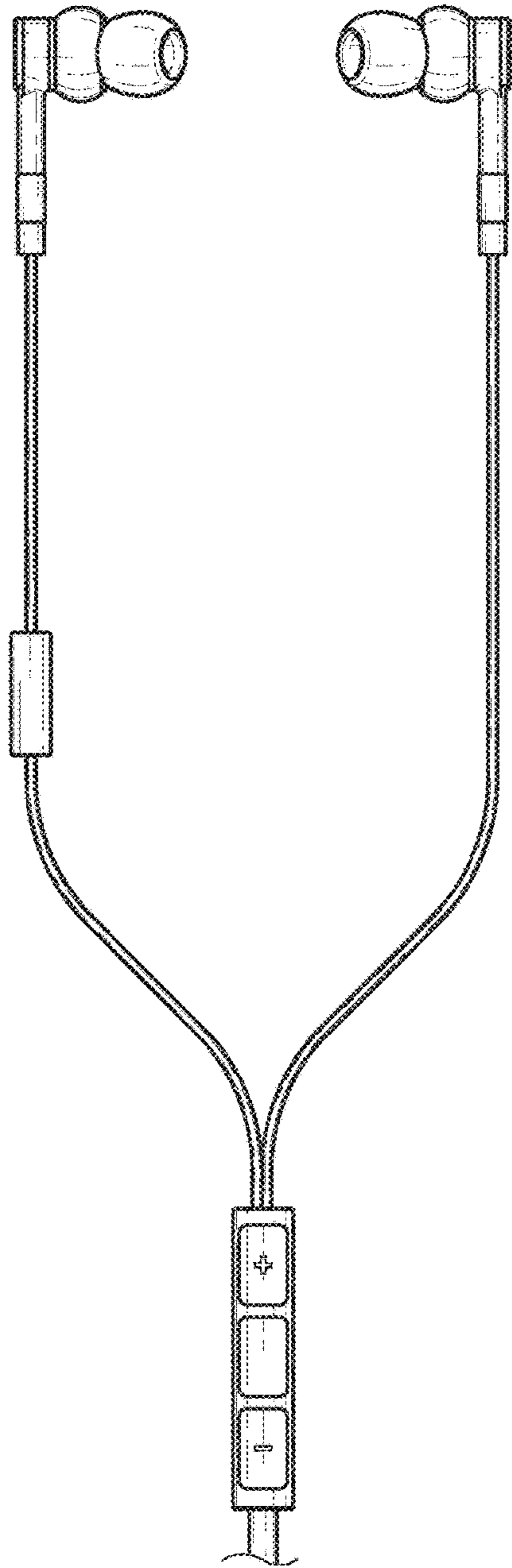


Fig. 2

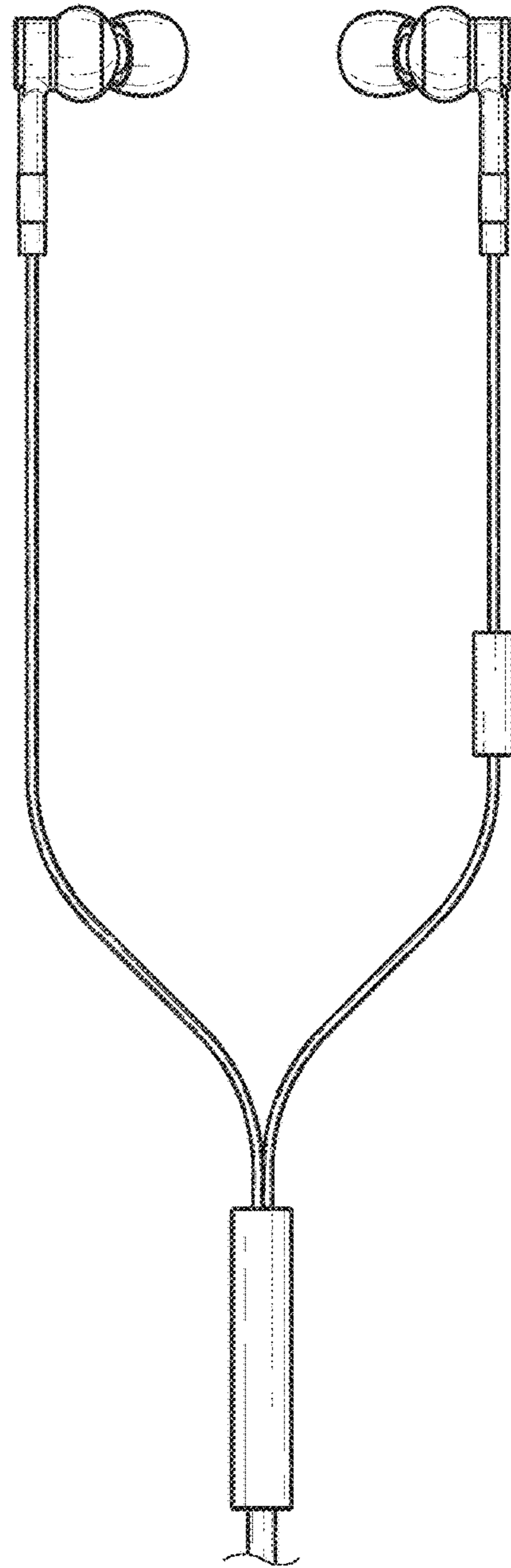


Fig. 3

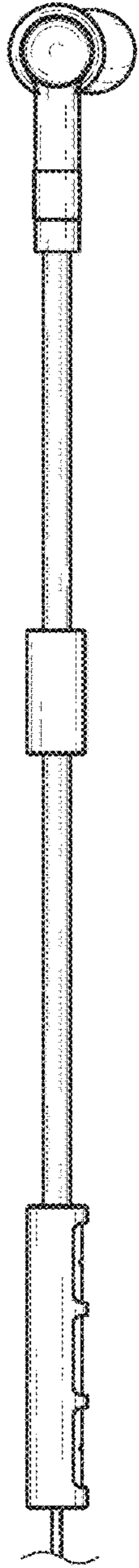


Fig. 4

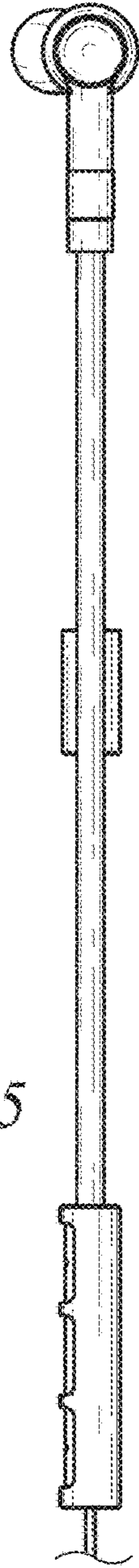


Fig. 5

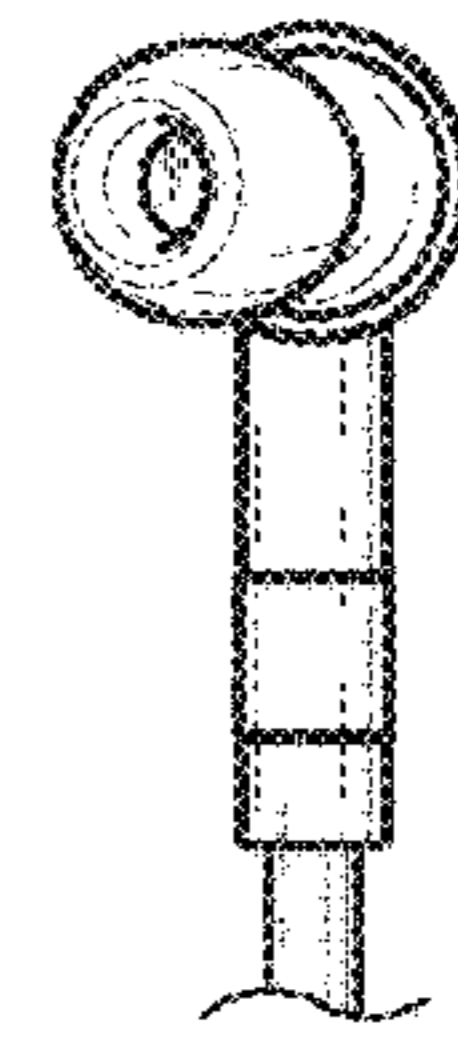


Fig. 8

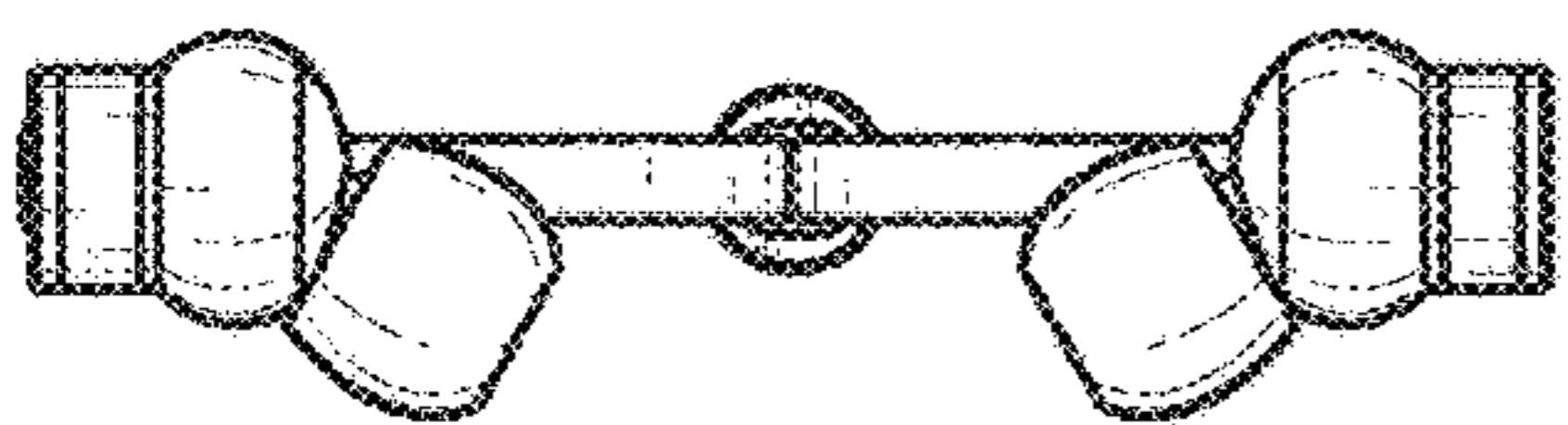


Fig. 6

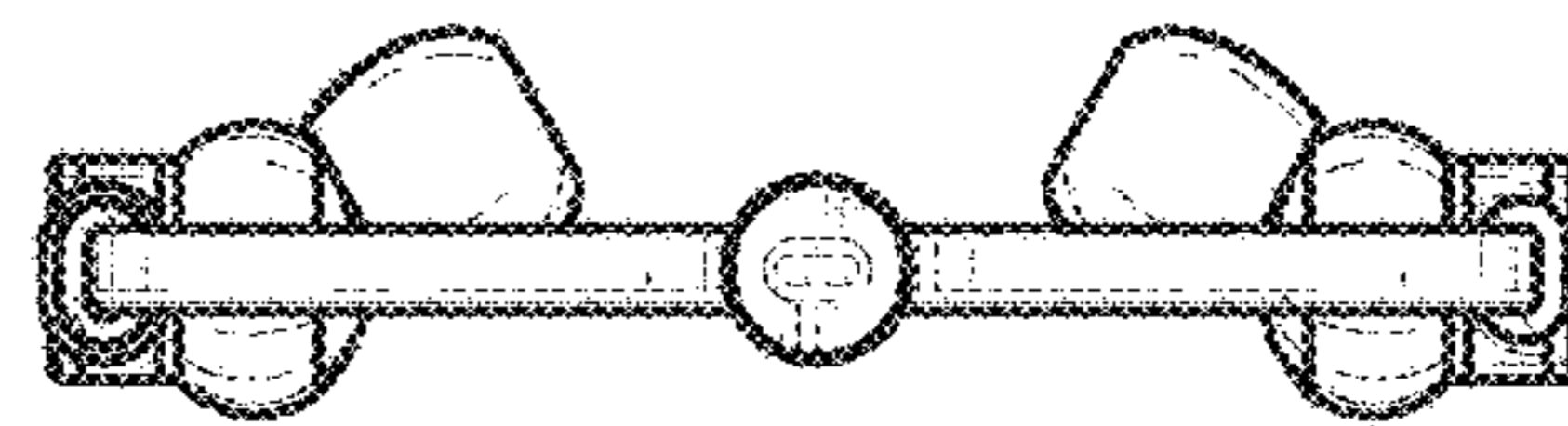


Fig. 7