



US00D820778S

(12) **United States Design Patent**
Mansuy

(10) **Patent No.:** **US D820,778 S**
(45) **Date of Patent:** **** Jun. 19, 2018**

- (54) **TIRE TREAD**
- (71) Applicants: **COMPAGNIE GENERALE DES
ETABLISSEMENTS MICHELIN,**
Clermont-Ferrand (FR); **Michelin
Recherche et Technique S.A.,**
Granges-Paccot (CH)
- (72) Inventor: **Philippe Mansuy,** Clermont-Ferrand
(FR)
- (73) Assignees: **Compagnie Generale Des
Etablissements Michelin (FR);
Michelin Recherche Et Technique
S.A. (CH)**

D390,510 S	2/1998	Stone et al.	
D397,647 S	9/1998	Young	
D403,627 S *	1/1999	Graas	D12/594
D448,707 S *	10/2001	Maziarka	D12/595
D451,438 S *	12/2001	Galante	D12/595
D452,199 S *	12/2001	Robert	D12/594
D472,202 S	3/2003	Gillard	
D481,670 S *	11/2003	Harden, Jr.	D12/595
D481,992 S *	11/2003	Harden, Jr.	D12/595
D497,875 S *	11/2004	Le	D12/594
D502,444 S *	3/2005	Wage	D12/588
D584,217 S	1/2009	Scheuren et al.	
D610,971 S *	3/2010	Zimmerman	D12/600
D647,468 S	10/2011	Weaver et al.	
D675,981 S	2/2013	Kuwahara	
D686,145 S	7/2013	Godin et al.	
D717,237 S	11/2014	Bardin et al.	

(Continued)

(**) Term: **15 Years**

Primary Examiner — Robert M. Spear

(21) Appl. No.: **29/594,220**

(74) *Attorney, Agent, or Firm* — Dickinson Wright PLLC

(22) Filed: **Feb. 16, 2017**

(57) **CLAIM**

(30) **Foreign Application Priority Data**

The ornamental design for a tire tread, as shown and described.

Aug. 19, 2016 (FR) 2016-4182

DESCRIPTION

(51) **LOC (11) Cl.** **12-15**

(52) **U.S. Cl.**

USPC **D12/600**

(58) **Field of Classification Search**

USPC D12/579, 594, 595, 600, 601, 604

CPC B60C 11/0306; B60C 11/11; B60C

2011/0311

See application file for complete search history.

FIG. 1 is a perspective view of the tire tread of my design; FIG. 2 is a front elevation view of the tire tread of my design; FIG. 3 is a side elevation view of the tire tread of my design; FIG. 4 is a side elevation view of the tire tread of my design, taken from the opposite side of that shown in FIG. 3; and, FIG. 5 is an enlarged, partial view of the tire tread of FIG. 1, as indicated by the break lines.

In the drawings, the broken line disclosure of the tire sidewall and inner bead depicts environmental subject matter. The dash-dot-dot-dash line, forming the peripheral boundary between the tire tread and sidewall, illustrates the bounds of the claimed design and forms no part thereof.

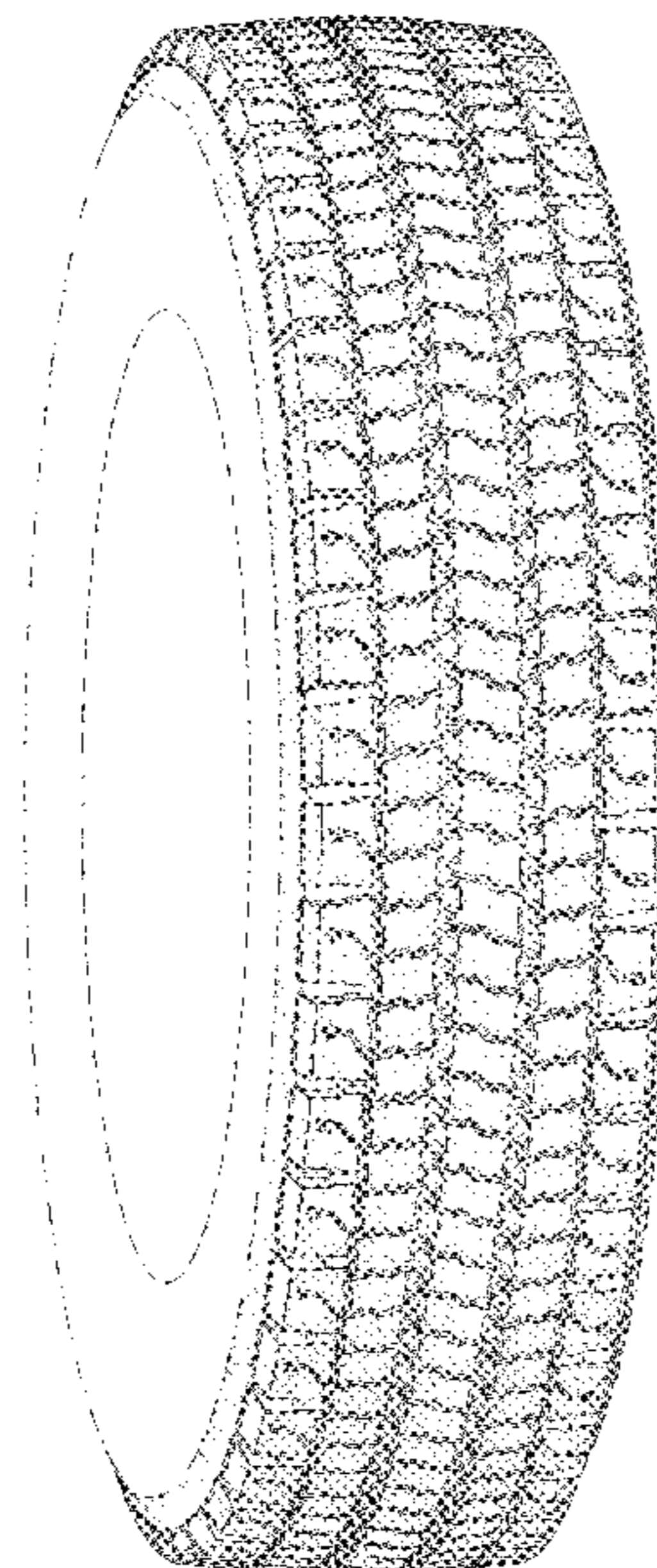
(56) **References Cited**

U.S. PATENT DOCUMENTS

D316,692 S * 5/1991 Fukumoto D12/594

D340,898 S 11/1993 Kuroda

1 Claim, 5 Drawing Sheets



(56)

References Cited

U.S. PATENT DOCUMENTS

D718,223 S	11/2014	Gomez	
D722,950 S	2/2015	Compte et al.	
D724,007 S	3/2015	Belarbi et al.	
D735,646 S	8/2015	Hair, Jr. et al.	
D739,343 S	9/2015	Gomez	
D745,450 S	12/2015	Bardin et al.	
D746,219 S	12/2015	Bardin et al.	
D758,287 S	6/2016	Zivkovic et al.	
D758,289 S	6/2016	Cagneaux et al.	
D759,584 S *	6/2016	Ono	D12/588
D761,194 S *	7/2016	Dixon	D12/600
D767,476 S *	9/2016	Kristen	D12/595
D782,967 S *	4/2017	Nagamoto	D12/588
D785,555 S *	5/2017	Bacher	D12/588
D791,689 S *	7/2017	Schuessler	D12/594

* cited by examiner

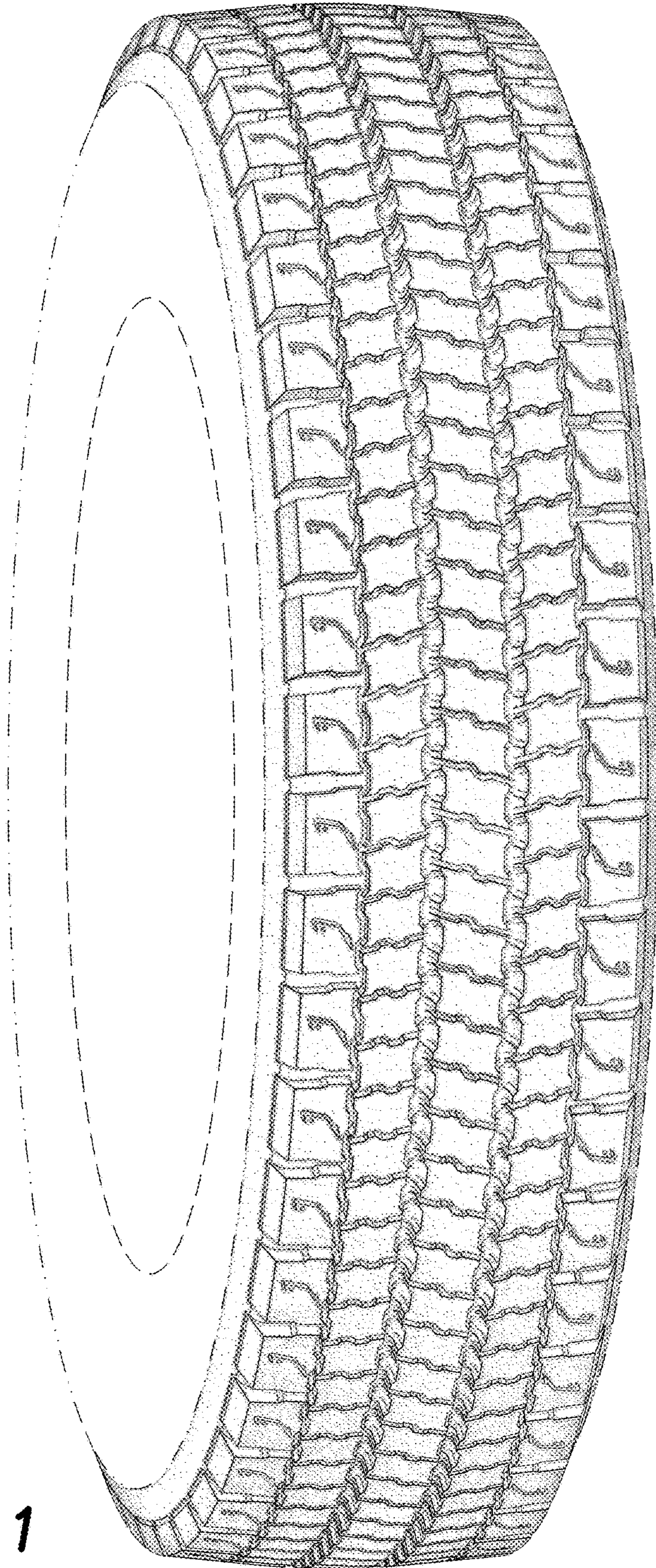


FIG. 1

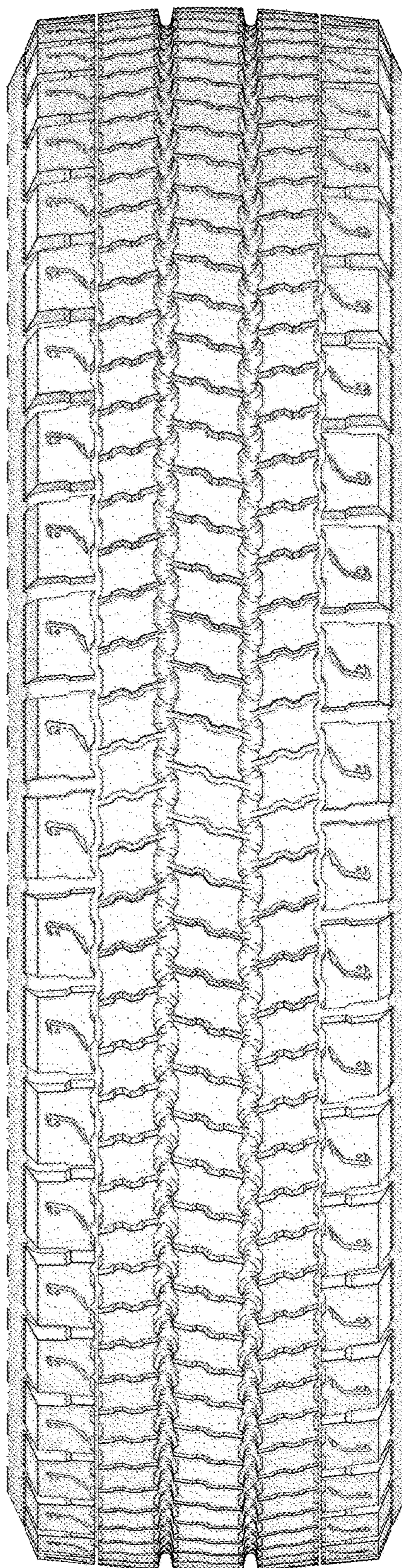


FIG. 2

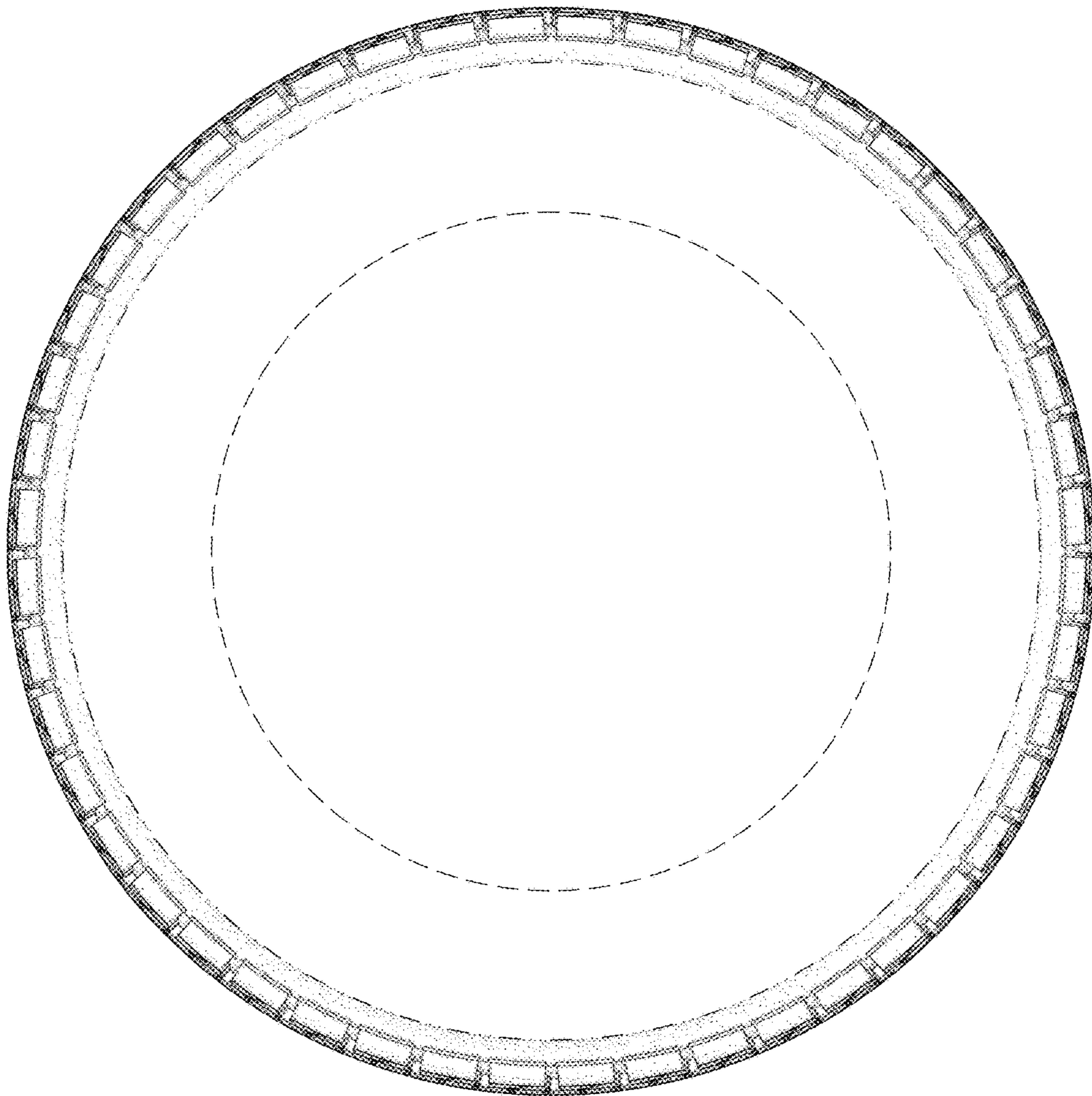


FIG. 3

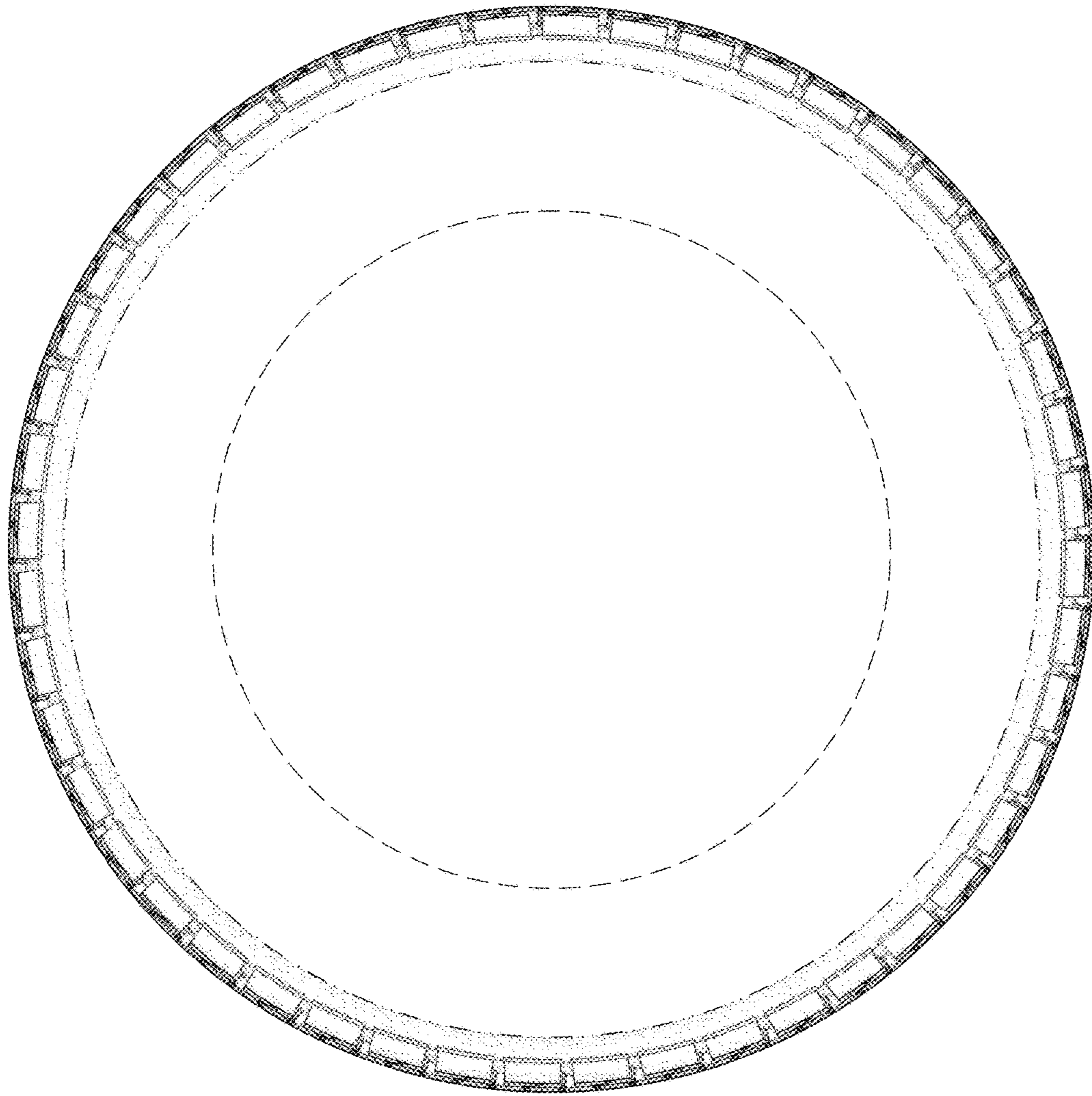


FIG. 4

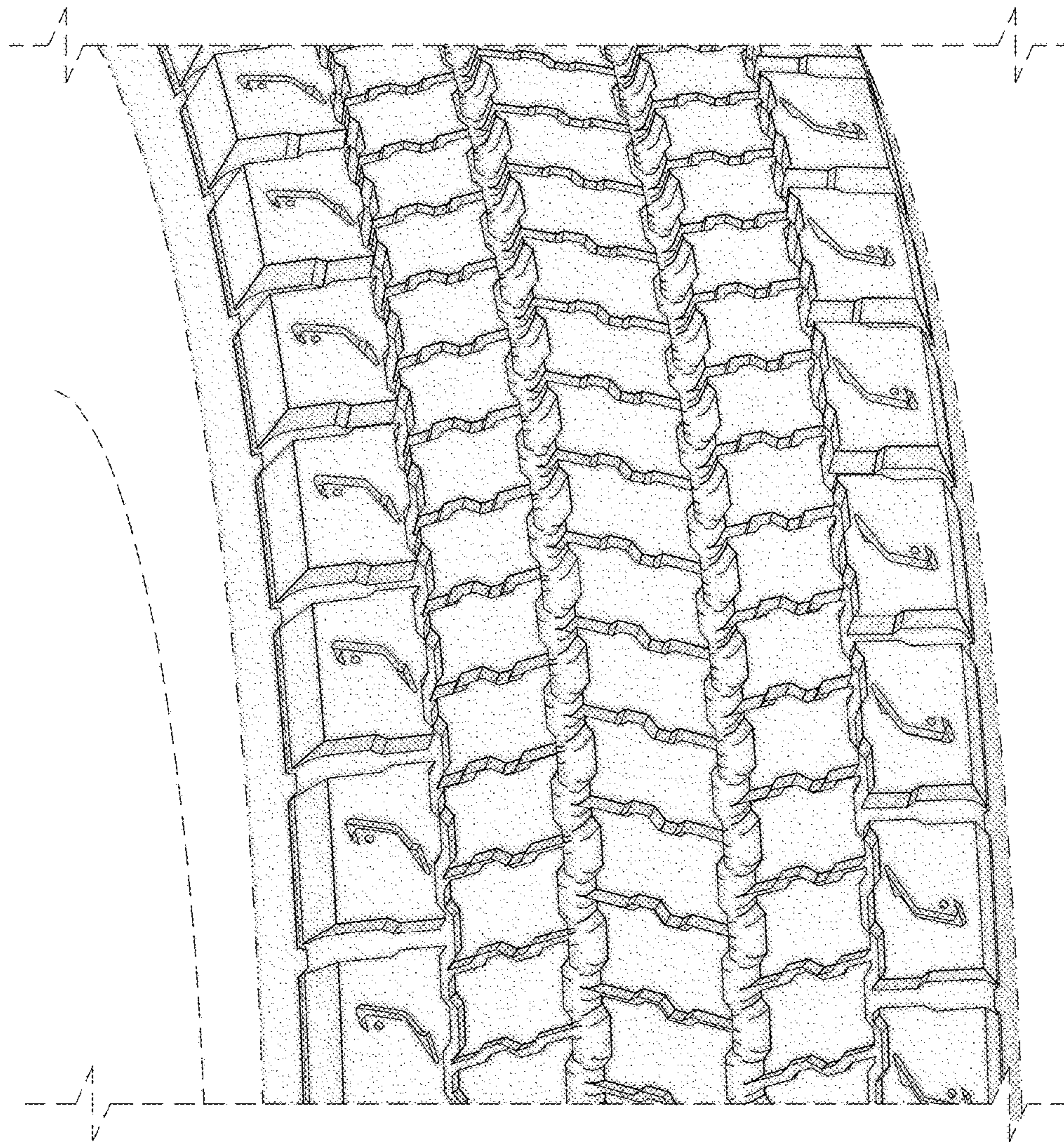


FIG. 5