



US00D820776S

(12) **United States Design Patent**  
**Matsuda**

(10) **Patent No.:** **US D820,776 S**  
(45) **Date of Patent:** **\*\* Jun. 19, 2018**

(54) **MOTORCYCLE TIRE**  
(71) Applicant: **BRIDGESTONE CORPORATION**,  
Chuo-ku, Tokyo (JP)  
(72) Inventor: **Mitsuyuki Matsuda**, Kodaira (JP)  
(73) Assignee: **BRIDGESTONE CORPORATION**,  
Chuo-ku, Tokyo (JP)

D686,564 S \* 7/2013 Hikita ..... D12/571  
D724,006 S \* 3/2015 Kato ..... D12/535  
D742,304 S \* 11/2015 Ito ..... D12/571  
D747,679 S \* 1/2016 Miwa ..... D12/536  
D753,581 S \* 4/2016 Oba ..... D12/571  
D777,085 S \* 1/2017 Oba ..... D12/536  
D777,647 S \* 1/2017 Oba ..... D12/536

(\*\*) Term: **15 Years**  
(21) Appl. No.: **29/605,011**  
(22) Filed: **May 23, 2017**

**FOREIGN PATENT DOCUMENTS**

JP 1354066 S 3/2009

**OTHER PUBLICATIONS**

Apr. 11, 2017, Notification issued by the Japan Patent Office in the corresponding Japanese Design Application No. 2016-025662.

(30) **Foreign Application Priority Data**

Nov. 25, 2016 (JP) ..... 2016-025662

(51) **LOC (11) Cl.** ..... **12-15**  
(52) **U.S. Cl.**  
USPC ..... **D12/571**  
(58) **Field of Classification Search**  
USPC ..... D12/568-603  
CPC ..... B60C 11/11; B60C 11/0306  
See application file for complete search history.

\* cited by examiner

*Primary Examiner* — George D. Kirschbaum  
*Assistant Examiner* — Joseph J. Kukella  
(74) *Attorney, Agent, or Firm* — Kenja IP Law PC

(57) **CLAIM**

The ornamental design for a motorcycle tire, as shown and described.

**DESCRIPTION**


(56) **References Cited**

**U.S. PATENT DOCUMENTS**

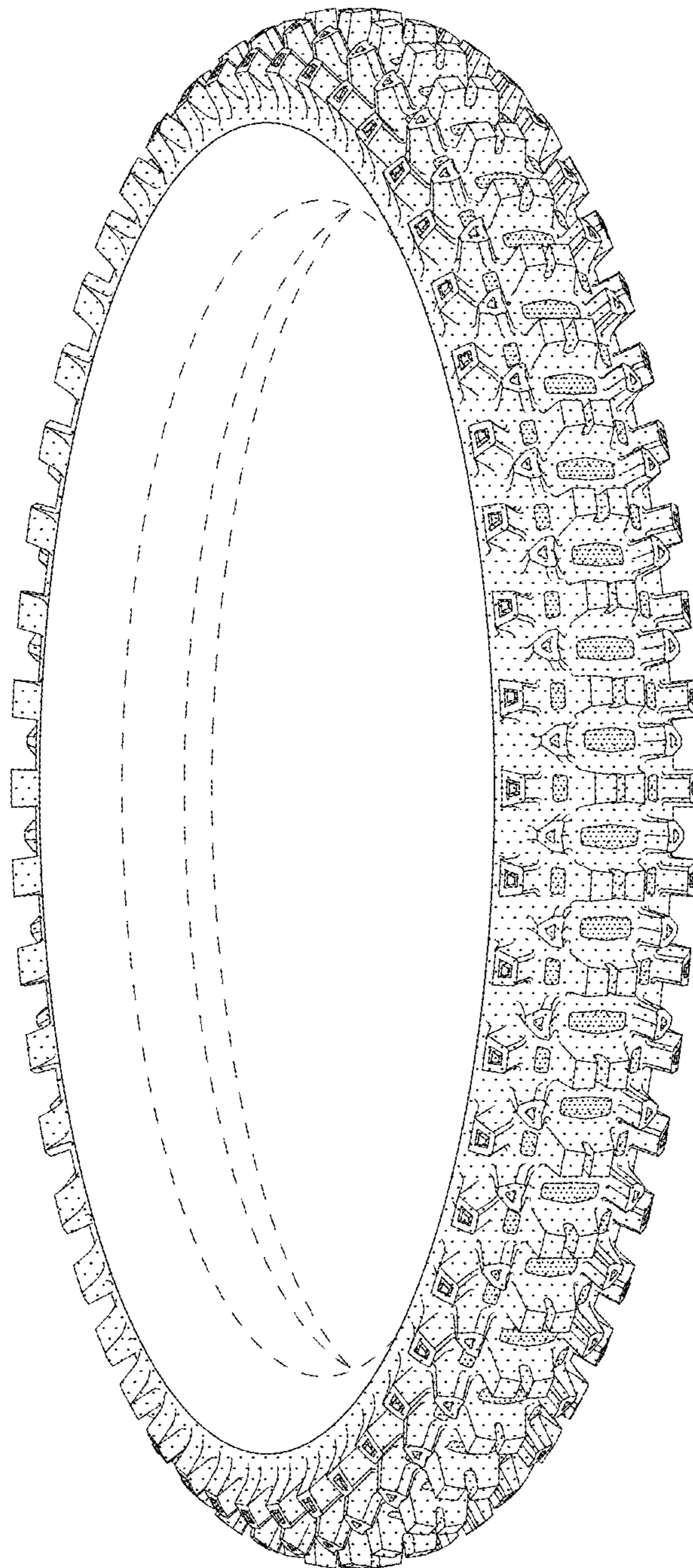
D466,861 S \* 12/2002 Lo ..... D12/571  
D521,926 S \* 5/2006 Matsumura ..... D12/536  
D577,656 S \* 9/2008 Sueishi ..... D12/536  
D583,303 S \* 12/2008 Sueishi ..... D12/536  
D584,678 S \* 1/2009 Sueishi ..... D12/536  
D592,587 S 5/2009 Sueishi  
D593,933 S \* 6/2009 Sueishi ..... D12/536  
D595,637 S \* 7/2009 Sueishi ..... D12/536  
D597,927 S \* 8/2009 Sueishi ..... D12/536  
D670,233 S \* 11/2012 Hikita ..... D12/536  
D678,180 S \* 3/2013 Hikita ..... D12/536  
D681,544 S \* 5/2013 Ito ..... D12/536  
D685,722 S \* 7/2013 Hikita ..... D12/536  
D686,561 S \* 7/2013 Lo ..... D12/536

FIG. 1 is a perspective view of a motorcycle tire showing my new design;  
FIG. 2 is a front view thereof;  
FIG. 3 is a top view thereof;  
FIG. 4 is a right side view thereof;  
FIG. 5 is an fragmentary enlarged front view showing the details of the tread thereof;  
FIG. 6 is a section view taken along line 6-6 in FIG. 5; and,  
FIG. 7 is a section view taken along line 7-7 in FIG. 5.  
The broken lines are for the purpose of showing environmental structure only and form no part of the claimed design.

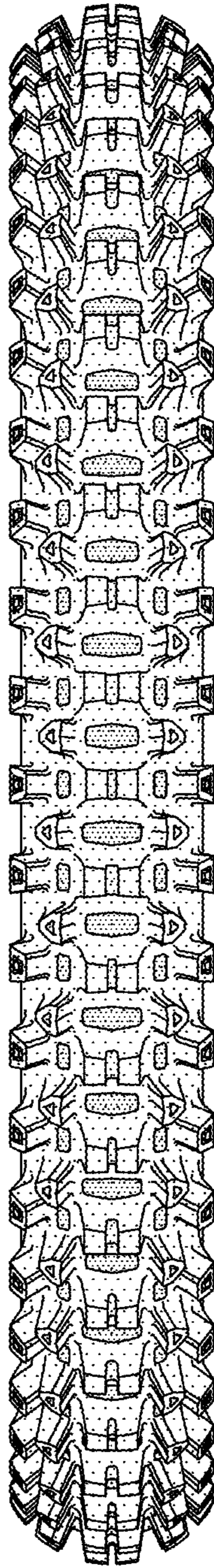
**1 Claim, 7 Drawing Sheets**



*FIG. 1*

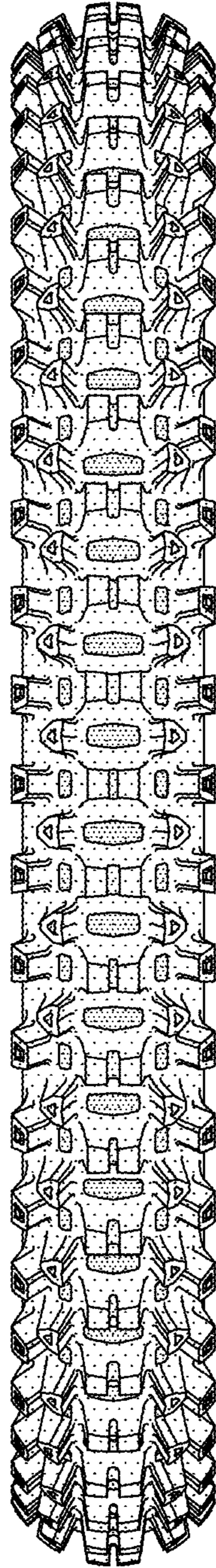


*FIG. 2*






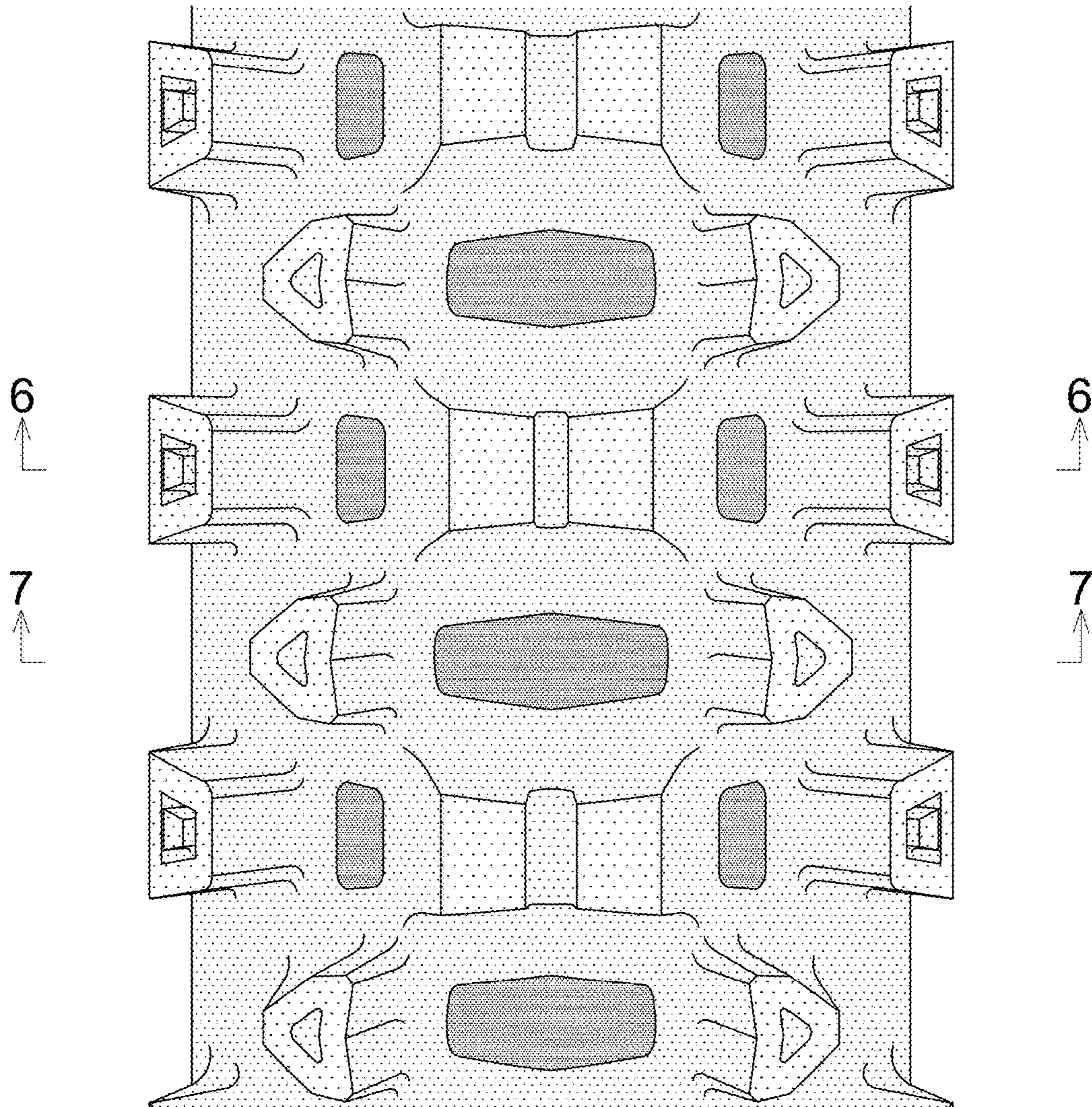
*FIG. 3*



*FIG. 4*

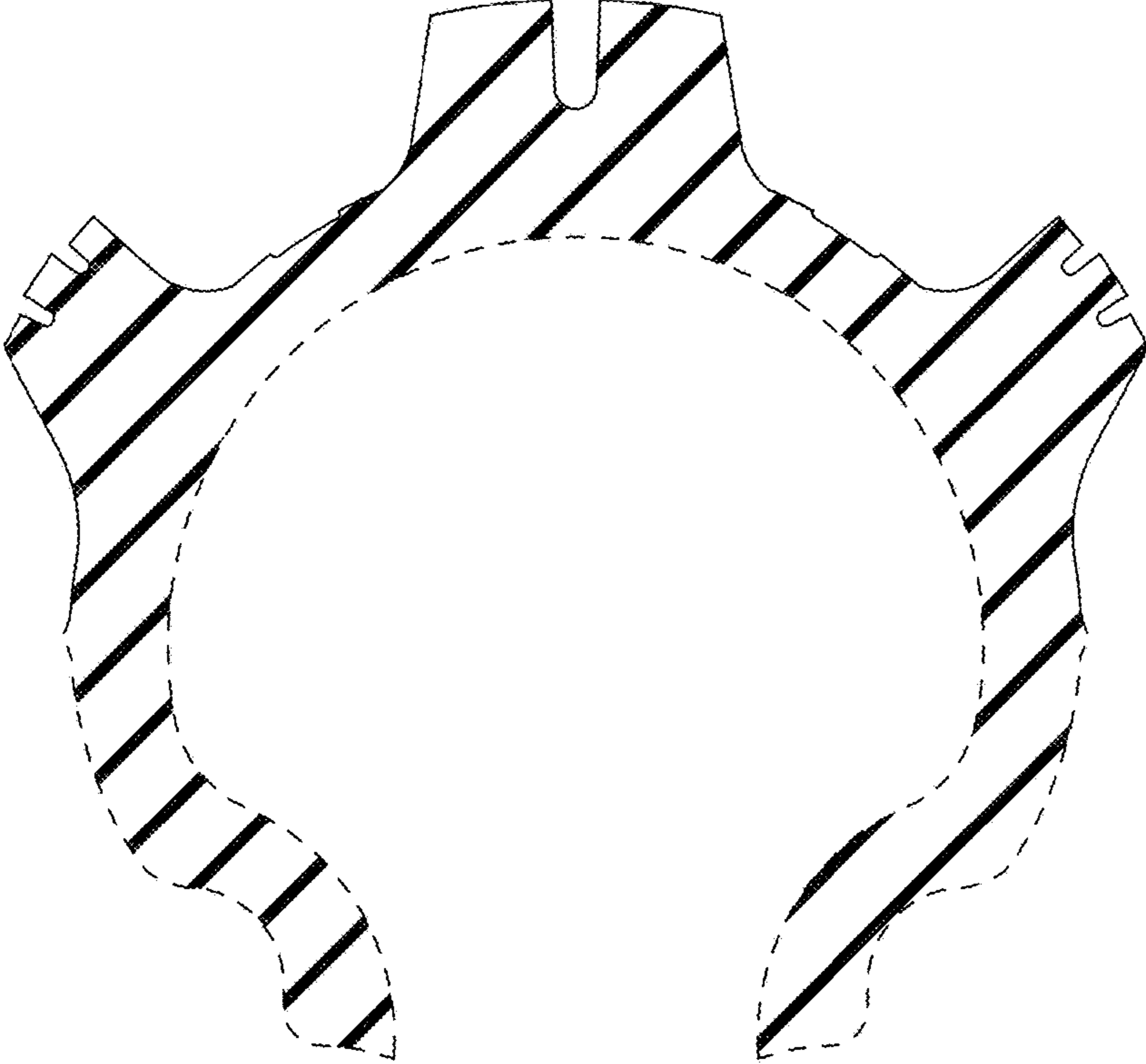


*FIG. 5*





*FIG. 6*



*FIG. 7*

