



US00D820739S

(12) **United States Design Patent**
Suga et al.

(10) **Patent No.:** **US D820,739 S**
(45) **Date of Patent:** **** Jun. 19, 2018**

(54) **REAR BUMPER FOR AN AUTOMOBILE**

(71) Applicants: **Koichi Suga**, Toyota (JP); **Tsuneo Kanasugi**, Toyota (JP)

(72) Inventors: **Koichi Suga**, Toyota (JP); **Tsuneo Kanasugi**, Toyota (JP)

(73) Assignee: **TOYOTA JIDOSHA KABUSHIKI KAISHA** (JP)

(**) Term: **15 Years**

(21) Appl. No.: **29/587,186**

(22) Filed: **Dec. 12, 2016**

(30) **Foreign Application Priority Data**

Jun. 14, 2016 (JP) 2016-012662

(51) **LOC (11) Cl.** **12-16**

(52) **U.S. Cl.**
USPC **D12/169**

(58) **Field of Classification Search**
USPC D12/169, 216, 90-92, 86, 171, 196, 163;
293/102, 113, 115, 117, 120; 296/180.1,
296/180.2

CPC B60R 19/02; B60R 19/04; B62D 25/08
See application file for complete search history.

(56) **References Cited**

U.S. PATENT DOCUMENTS

- D653,593 S * 2/2012 Nishihama D12/169
- D734,222 S * 7/2015 Duff D12/169
- D746,736 S * 1/2016 Wolff D12/169
- D749,475 S * 2/2016 Battams D12/169
- D763,747 S * 8/2016 Hammoud D12/169
- D764,986 S * 8/2016 Faghihzadeh D12/169

- D766,787 S * 9/2016 Lesnik D12/169
- D801,884 S * 11/2017 Buck D12/169
- D807,799 S * 1/2018 Kimura D12/169
- D809,981 S * 2/2018 Seo D12/169

OTHER PUBLICATIONS

Toyota, Lexus LC500 (2017), NetCarShow, <https://www.netcarshow.com/lexus/2017-lc_500/>, available at least as early as Jan. 28, 2016.

Maserati, Maserati Ghibli (2014), NetCarShow, <<https://www.netcarshow.com/maserati/2014-ghibli/>>, available at least as early as Jan. 28, 2016.

BMW, BMW 730d (2016), NetCarShow, <<https://www.netcarshow.com/bmw/2016-730d/>>, available at least as early as Jan. 28, 2016.

* cited by examiner

Primary Examiner — Melody N Brown

(74) *Attorney, Agent, or Firm* — Saidman DesignLaw Group, LLC

(57) **CLAIM**


The ornamental design for a rear bumper for an automobile, as shown and described.

DESCRIPTION

FIG. 1 is a perspective view of a rear bumper for an automobile showing our new design;
FIG. 2 is a front view thereof;
FIG. 3 is a rear view thereof;
FIG. 4 is a top view thereof;
FIG. 5 is a bottom view thereof;
FIG. 6 is a right side view thereof; and,
FIG. 7 is a left side view thereof.

The claimed design is indicated by the relatively dark portions in the figures; the relatively light portions form no part of the claimed design.

1 Claim, 7 Drawing Sheets






FIG. 1




FIG. 2




FIG. 3

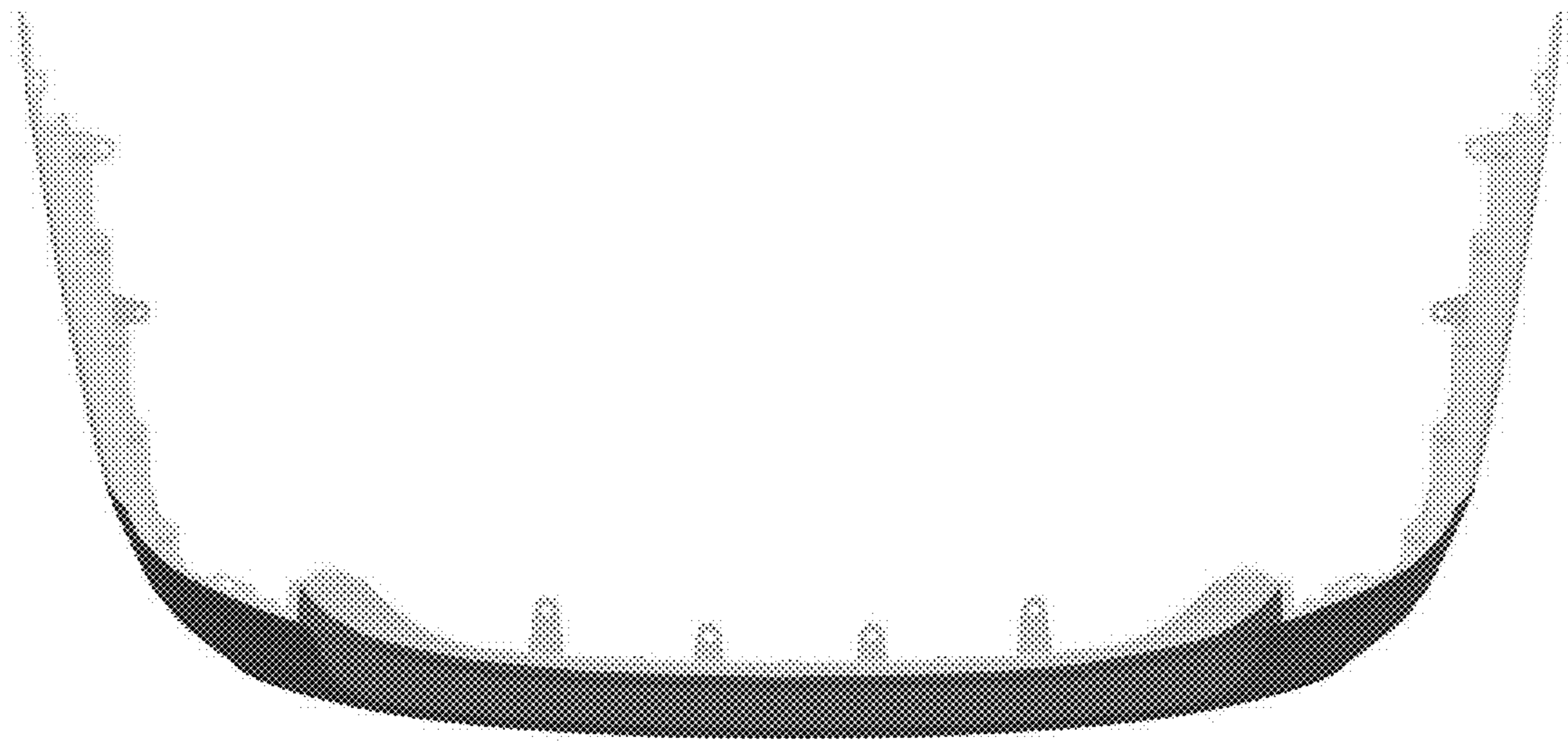


FIG. 4




FIG. 5

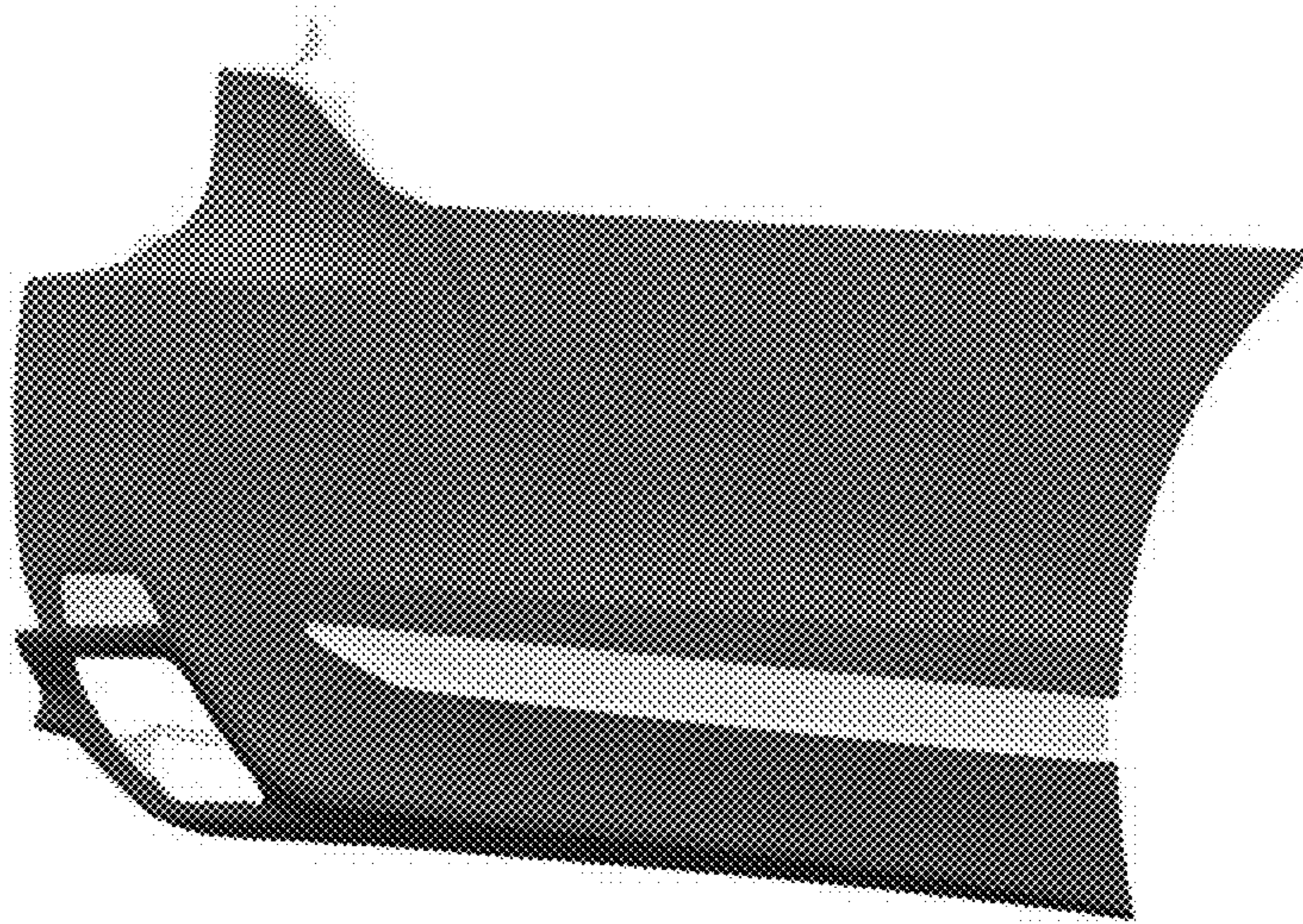


FIG. 6




FIG. 7