



US00D820737S

(12) **United States Design Patent**
Simm

(10) **Patent No.:** **US D820,737 S**
(45) **Date of Patent:** **** Jun. 19, 2018**

(54) **RADIATOR GRILLE FOR A VEHICLE**

D685,694 S * 7/2013 Platto D12/163
D686,543 S * 7/2013 Weil D12/163
D775,555 S * 1/2017 Myrberg D12/163

(71) Applicant: **Bayerische Motoren Werke**
Aktiengesellschaft, Munich (DE)

FOREIGN PATENT DOCUMENTS

(72) Inventor: **Sebastian Simm, Munich (DE)**

DE 402016100365 12/2016
WO WO DM/060154 7/2002
WO WO DM/070931 3/2009

(73) Assignee: **Bayerische Motoren Werke**
Aktiengesellschaft, Munich (DE)

* cited by examiner

(**) Term: **15 Years**

Primary Examiner — Melody N Brown

(21) Appl. No.: **29/594,685**

(74) *Attorney, Agent, or Firm* — Crowell & Moring LLP

(22) Filed: **Feb. 22, 2017**

(57) **CLAIM**

(30) **Foreign Application Priority Data**

The ornamental design for a radiator grille for a vehicle, as shown and described.

Aug. 23, 2016 (DE) 40 2016 101 022

DESCRIPTION

(51) **LOC (11) Cl.** **12-16**

This application contains subject matter related to the following co-pending U.S. design patent applications: Application Ser. No. 29/579,108, filed Sep. 28, 2016 and entitled "Radiator Grill for a Vehicle"; Application Ser. No. 29/594,683, filed herewith and entitled "Vehicle, Toy, and/or Replicas Thereof"; and Application Ser. No. 29/594,701, filed herewith and entitled "Radiator Grille for a Vehicle".

(52) **U.S. Cl.**

USPC **D12/163**

(58) **Field of Classification Search**

USPC D12/163, 216, 90-92, 86, 171, 196, 169,
D12/190; 293/193.11; 180/68.1, 68.6

CPC B60R 19/52; B60K 11/08; B62D 25/08;
B62B 9/16

See application file for complete search history.

FIG. 1 is a front view of a radiator grille for a vehicle according to the design;

(56) **References Cited**

U.S. PATENT DOCUMENTS

D469,040 S 1/2003 Warming
D561,653 S * 2/2008 Platto D12/163
D566,015 S * 4/2008 Beigel D12/163
D567,153 S * 4/2008 Cunningham D12/163
D578,938 S * 10/2008 Walter D12/163
D579,385 S * 10/2008 Schiavone D12/163
D604,677 S * 11/2009 Schiavone D12/163

FIG. 2 is a right side perspective view thereof;

FIG. 3 is a left side perspective view thereof;

FIG. 4 is a right side view thereof;


FIG. 5 is a left side view thereof;

FIG. 6 is a top view thereof;

FIG. 7 is a bottom view thereof; and,

FIG. 8 is a rear view thereof.

1 Claim, 8 Drawing Sheets



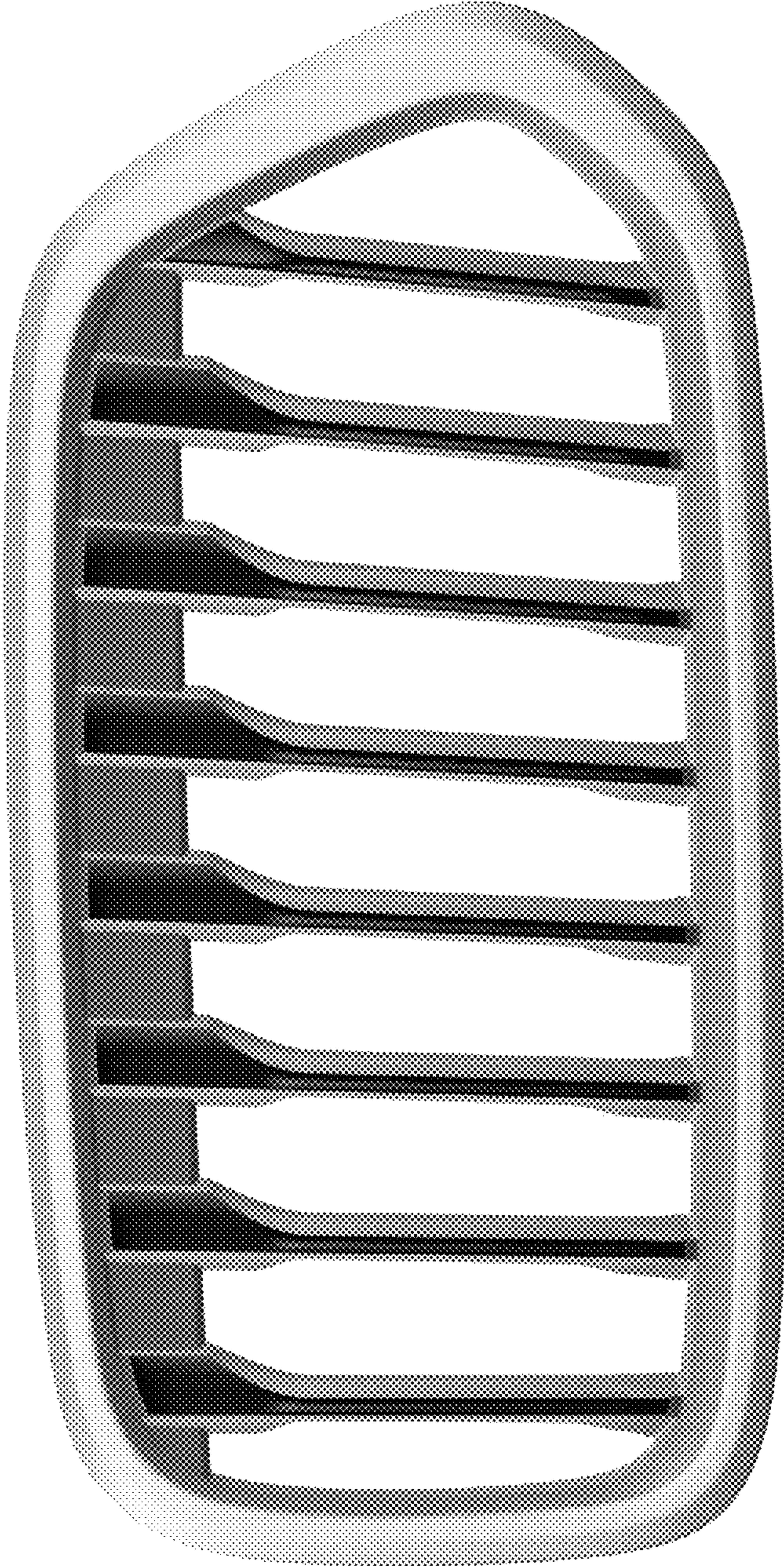


Fig. 1

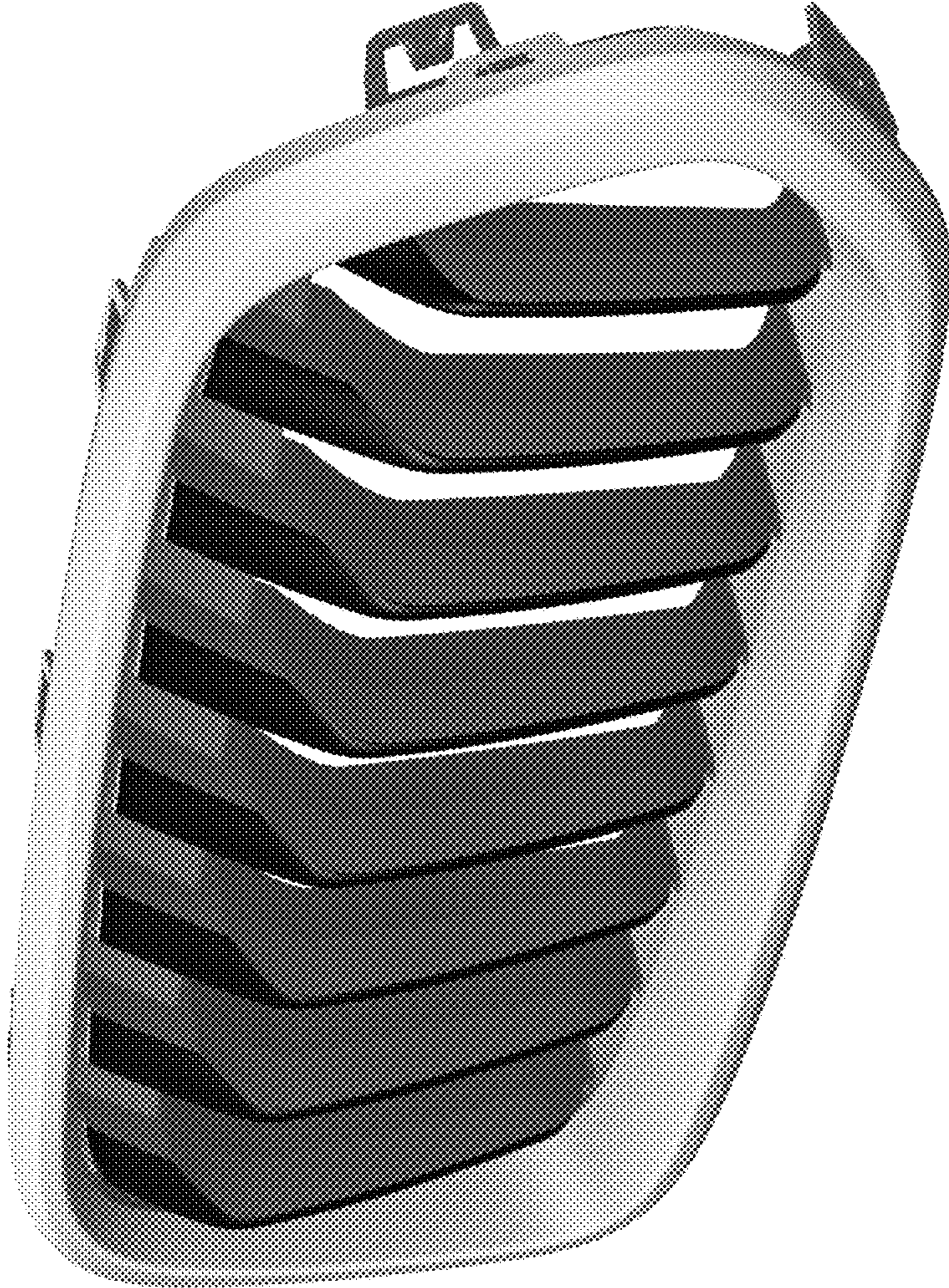


Fig. 2



Fig. 3




Fig. 4

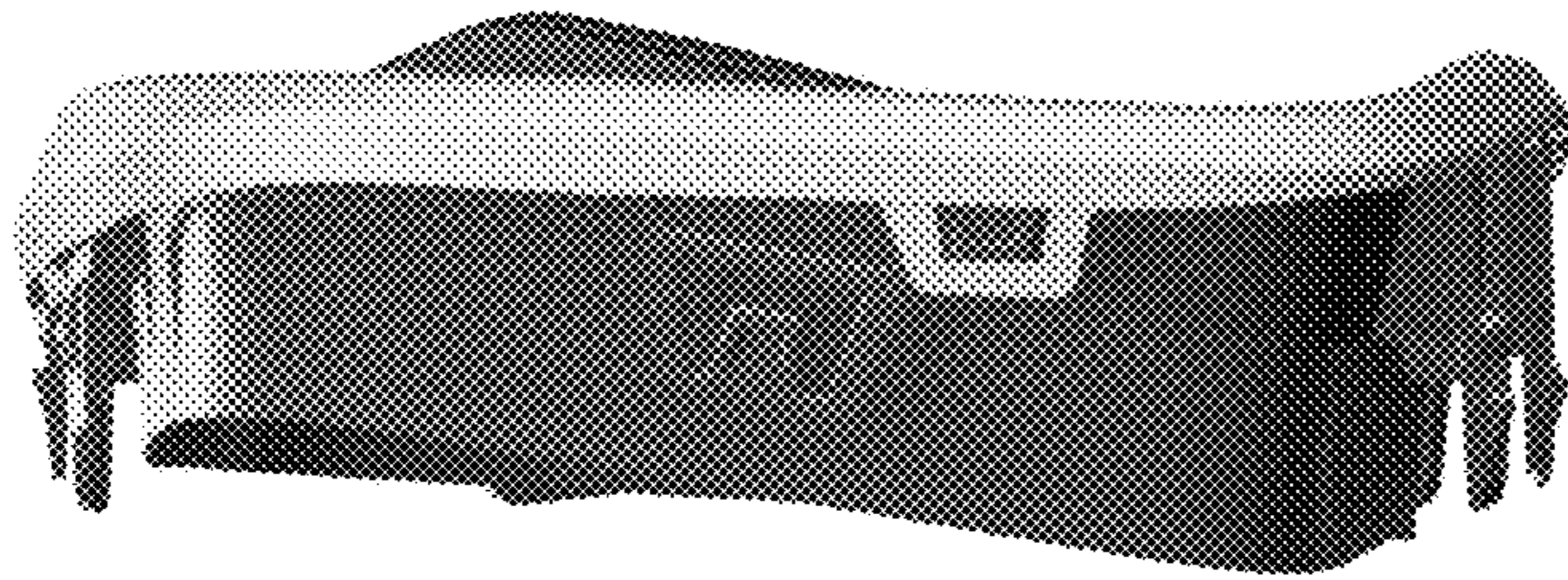


Fig. 5




Fig. 6




Fig. 7

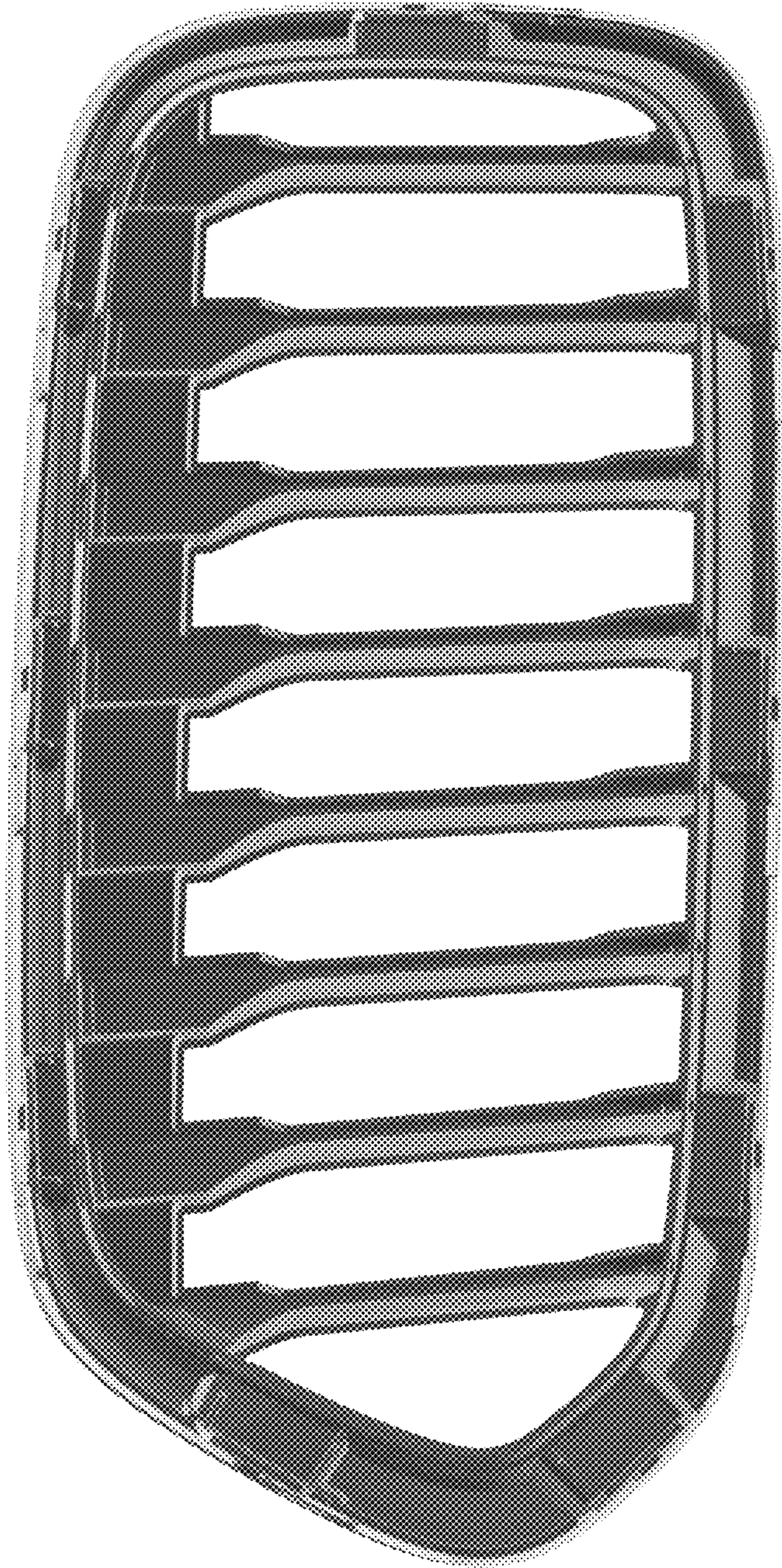


Fig. 8