



US00D820724S

(12) **United States Design Patent**
You

(10) **Patent No.:** **US D820,724 S**
(45) **Date of Patent:** **** Jun. 19, 2018**

(54) **ZIPPER PULL**

(71) Applicant: **YKK CORPORATION**, Tokyo (JP)

(72) Inventor: **Junjun You**, Shanghai (CN)

(73) Assignee: **YKK CORPORATION**, Chiyoda-Ku,
Tokyo (JP)

(**) Term: **15 Years**

(21) Appl. No.: **29/595,432**

(22) Filed: **Feb. 28, 2017**

(30) **Foreign Application Priority Data**

Aug. 31, 2016 (CN) 2016 3 0452030

(51) **LOC (11) Cl.** **02-07**

(52) **U.S. Cl.**
USPC **D11/221**

(58) **Field of Classification Search**

USPC D11/200, 201, 221; 24/381–383,
24/385–387, 414–431, 4, 412; D2/641;
294/3.6

CPC A44B 19/00; A44B 19/02; A44B 19/04;
A44B 19/10; A44B 19/24; A44B 19/26;
A44B 19/30; A44B 19/06

See application file for complete search history.

(56) **References Cited**

U.S. PATENT DOCUMENTS

D123,187 S * 10/1940 Morin D11/221
D123,188 S * 10/1940 Morin D11/221

D475,321 S * 6/2003 Yoneoka D11/221
D563,829 S * 3/2008 Lobel D11/221
D572,171 S * 7/2008 Lobel D11/221
D579,378 S * 10/2008 Lobel D11/221
D646,194 S * 10/2011 Margarum D11/221
D646,195 S * 10/2011 Gut D11/221
D753,366 S * 4/2016 Flageul D11/221

* cited by examiner

Primary Examiner — Ralf Seifert

(74) *Attorney, Agent, or Firm* — Global IP Services;
Tainhua Gu

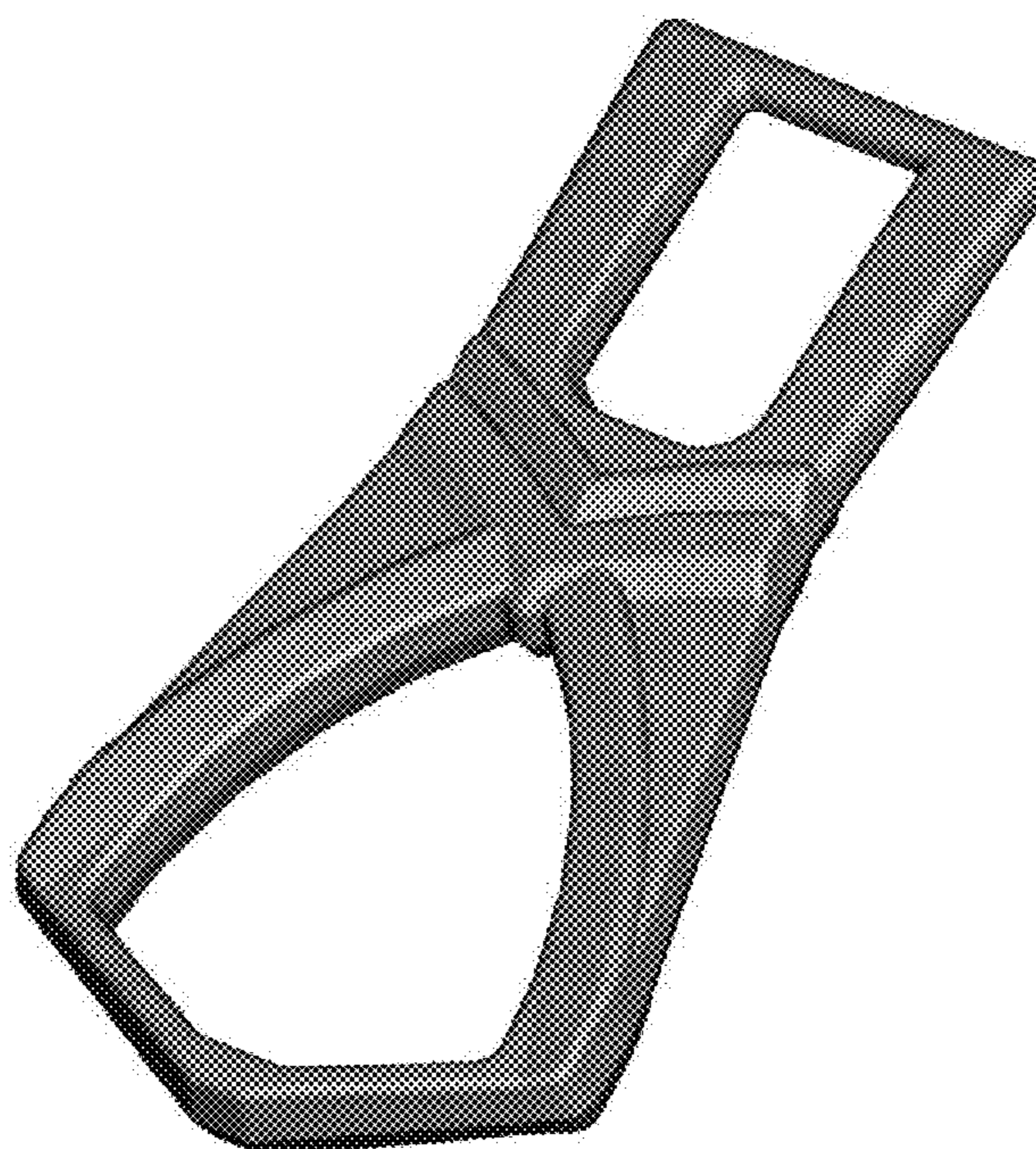
(57) **CLAIM**

The ornamental design for a zipper pull, as shown and described.

DESCRIPTION

FIG. 1 is a front elevation view of a zipper pull showing my new design;
FIG. 2 is a rear elevation view thereof;
FIG. 3 is a left side elevation view thereof;
FIG. 4 is a right side elevation view thereof;
FIG. 5 is a top plan view thereof;
FIG. 6 is a bottom plan view thereof;
FIG. 7 is a right perspective view thereof; and,
FIG. 8 is a using status perspective view for reference.
The broken lines are included for the purpose of illustrating portions of the zipper pull that form no part of the claimed design.

1 Claim, 5 Drawing Sheets



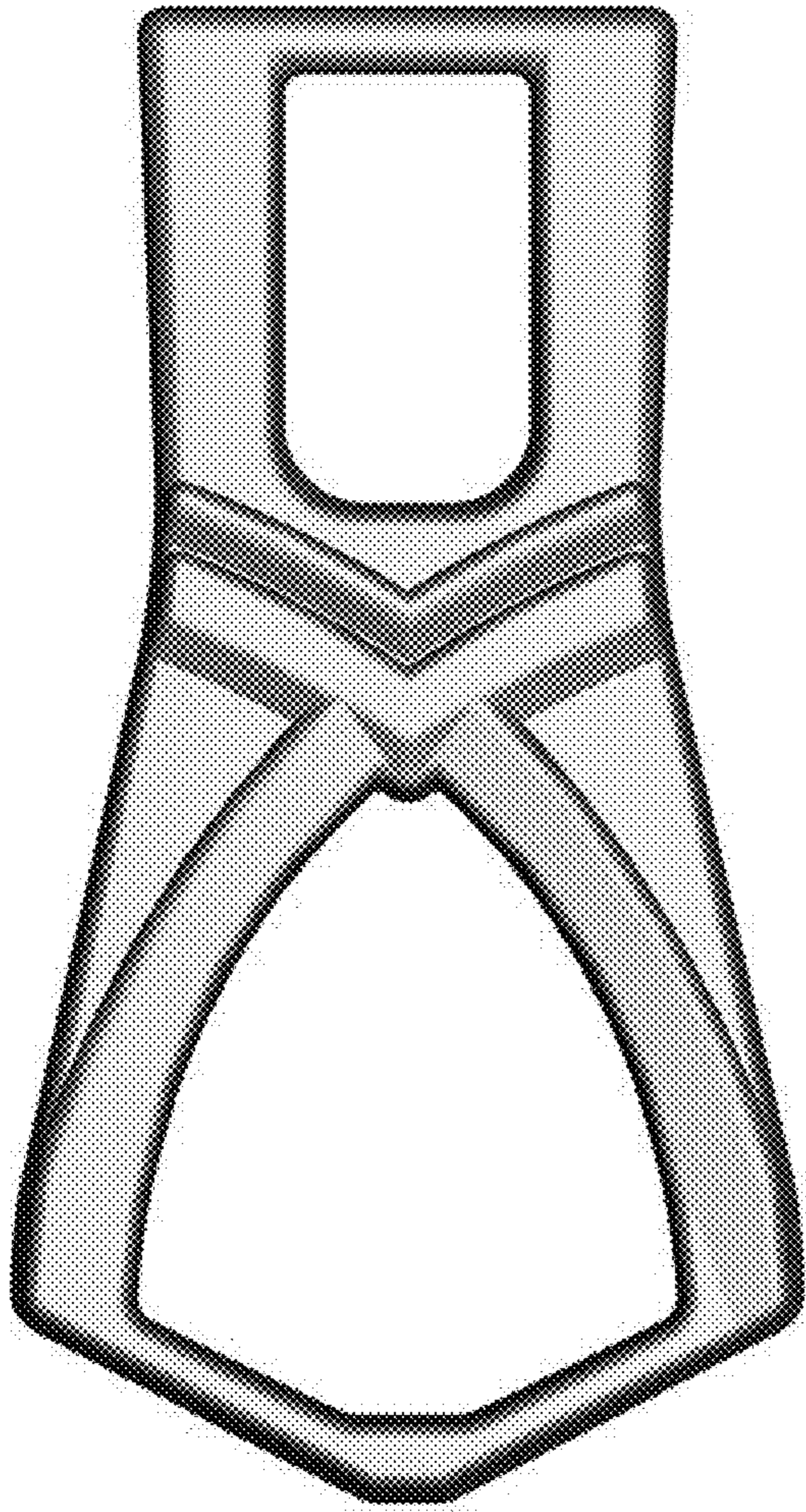


FIG. 1

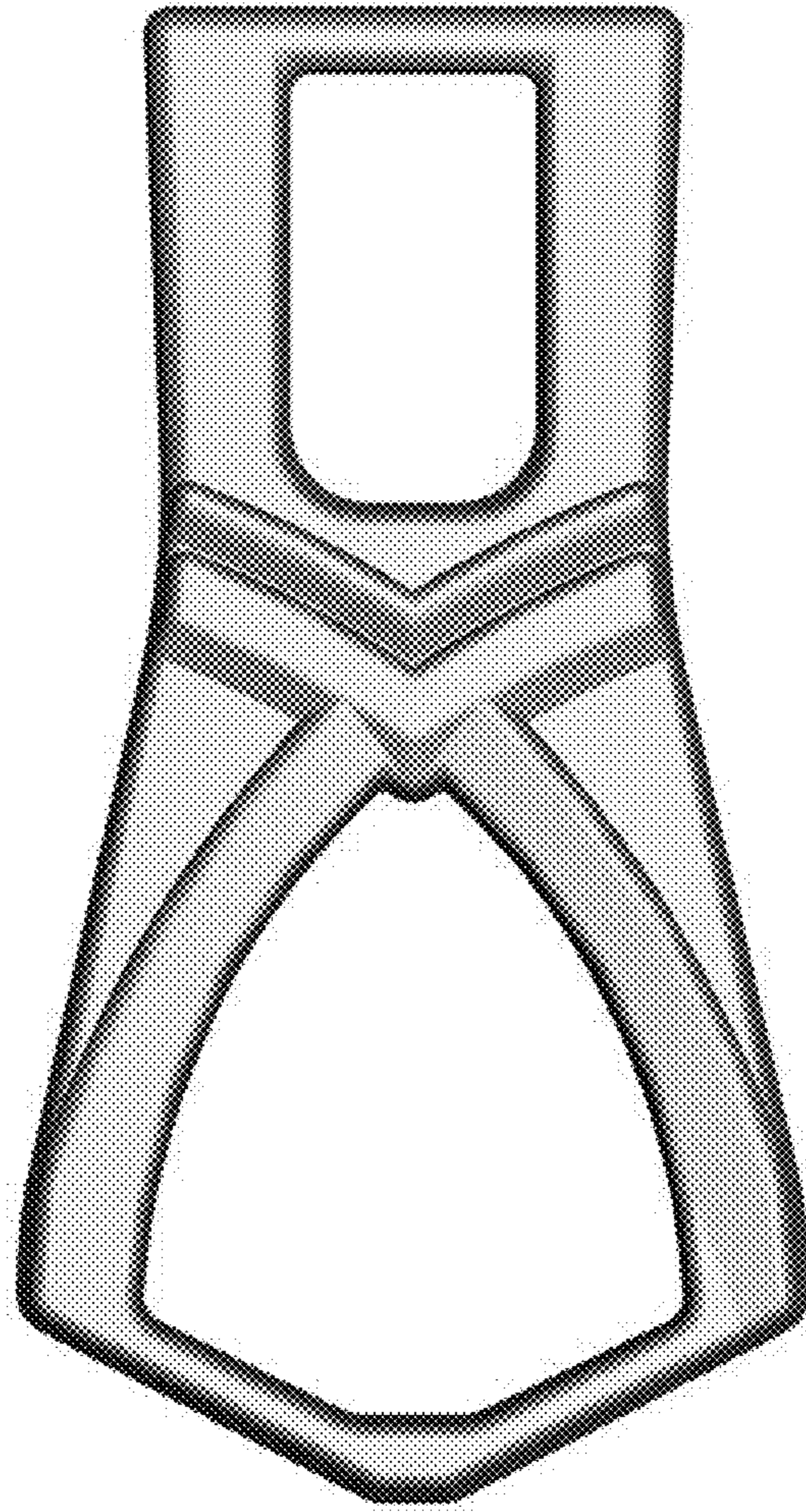


FIG. 2




FIG. 3




FIG. 4




FIG. 5




FIG. 6



FIG. 7

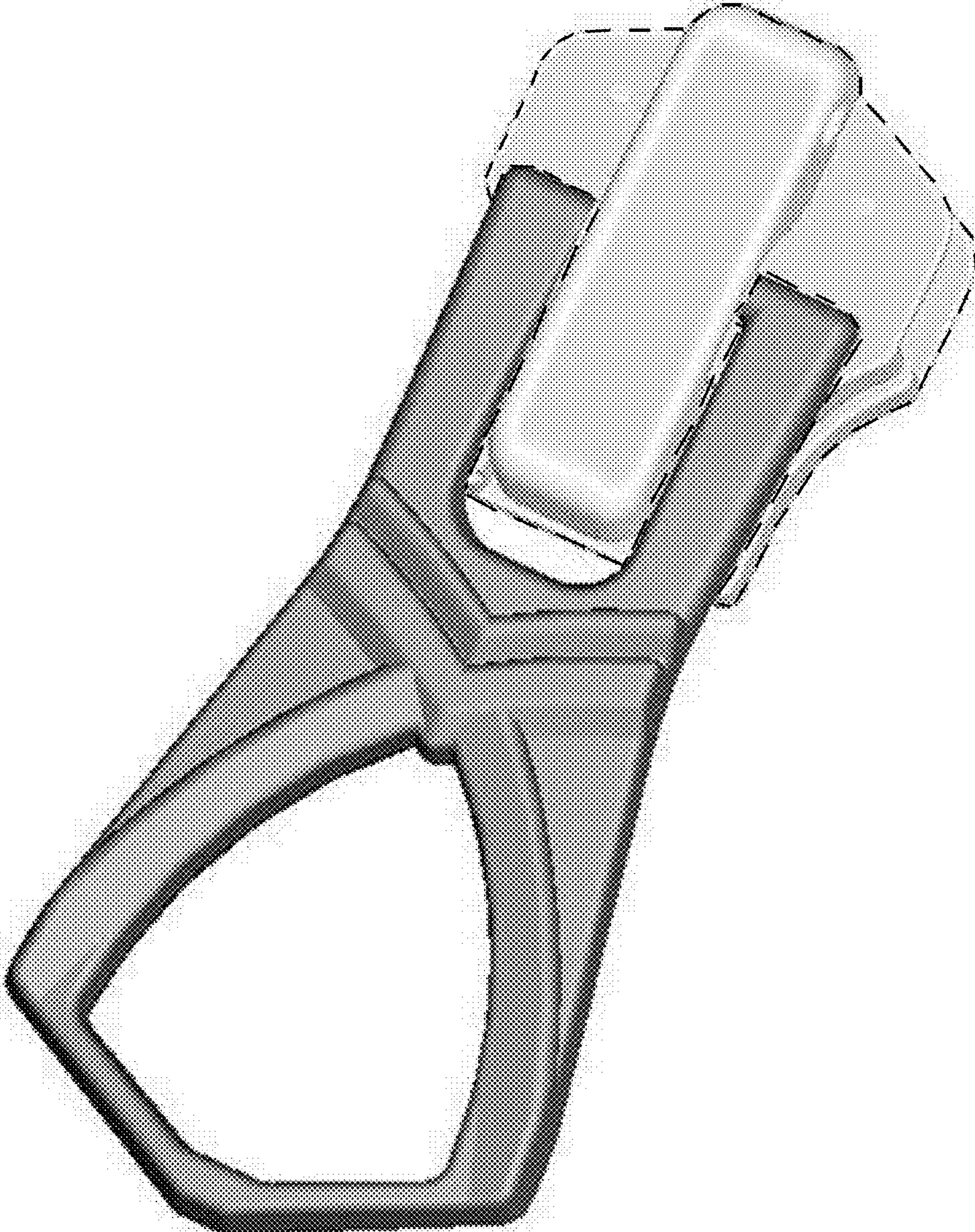


FIG. 8