



US00D820718S

(12) **United States Design Patent**
Rayappa

(10) **Patent No.:** **US D820,718 S**
(45) **Date of Patent:** **** Jun. 19, 2018**

- (54) **GEMSTONE**
- (71) Applicant: **Reuven Kaufman Inc.**, New York, NY (US)
- (72) Inventor: **Kantharaj Rayappa**, Flushing, NY (US)
- (73) Assignee: **REUVEN KAUFMAN INC.**, New York, NY (US)
- (**) Term: **15 Years**
- (21) Appl. No.: **29/569,852**
- (22) Filed: **Jun. 30, 2016**
- (51) **LOC (11) Cl.** **11-01**
- (52) **U.S. Cl.**
USPC **D11/90**
- (58) **Field of Classification Search**
USPC D11/1-2, 26-29, 89-92; 63/26-28, 32
CPC A44C 17/00; A44C 17/01; A44C 17/005;
A44C 17/007; A44C 17/008
See application file for complete search history.

(56) **References Cited**

U.S. PATENT DOCUMENTS

D297,718 S *	9/1988	Cohen	D11/90
D405,712 S *	2/1999	Ambar	D11/90
D420,935 S *	2/2000	Ambar	D11/90
D458,183 S *	6/2002	Namdar	D11/90
D469,035 S *	1/2003	Yuan	D11/90
D474,419 S *	5/2003	Rothman	D11/90
D478,528 S *	8/2003	Mehta	D11/90
D484,825 S *	1/2004	Mehta	D11/90
D489,284 S *	5/2004	Sung	D11/90

D501,148 S *	1/2005	Fuchs	D11/90
D511,476 S *	11/2005	Siman-Tov	D11/90
D512,937 S *	12/2005	Yoshida	D11/90
D524,688 S *	7/2006	Sung	D11/90
D525,164 S *	7/2006	Loinger	D11/90
D537,379 S *	2/2007	Namdar	D11/90
7,228,856 B2 *	6/2007	Aoyagi	A44C 17/001 125/30.01
D562,178 S *	2/2008	Tsrer	D11/90
D581,828 S *	12/2008	Mehta	D11/90
7,992,410 B2	8/2011	Rydlewicz		
D654,825 S *	2/2012	Parikh	D11/90
D665,299 S *	8/2012	Parikh	D11/90
D677,598 S *	3/2013	Dhanani	D11/90
8,813,519 B2	8/2014	Rydlewicz		
9,456,669 B2	10/2016	Rydlewicz		
D807,776 S *	1/2018	Rana	D11/90
2007/0113586 A1 *	5/2007	Rydlewicz	A44C 17/001 63/32
2013/0213090 A1	8/2013	Ritchie		

* cited by examiner

Primary Examiner — Ralf Seifert

(74) *Attorney, Agent, or Firm* — Hodgson Russ LLP

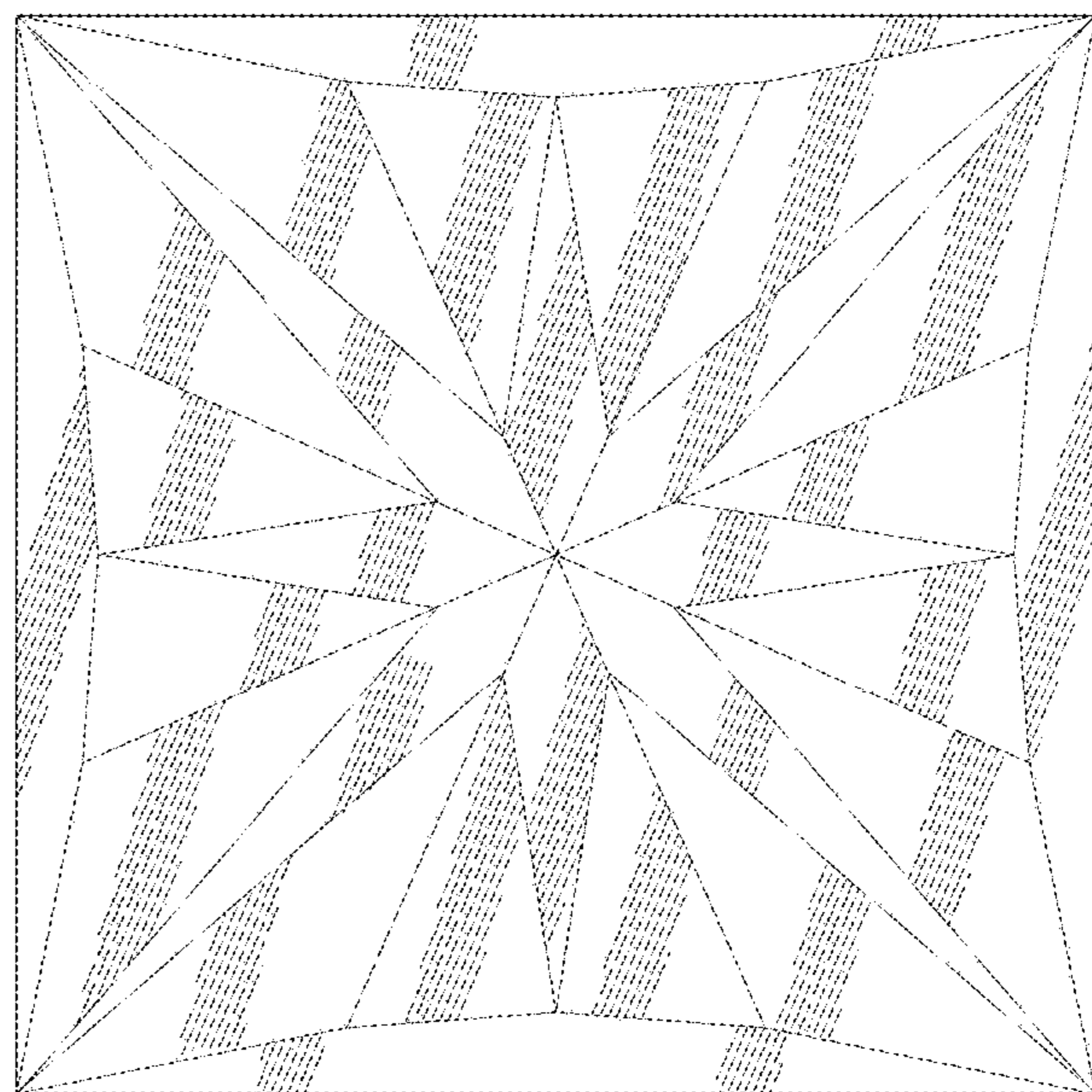
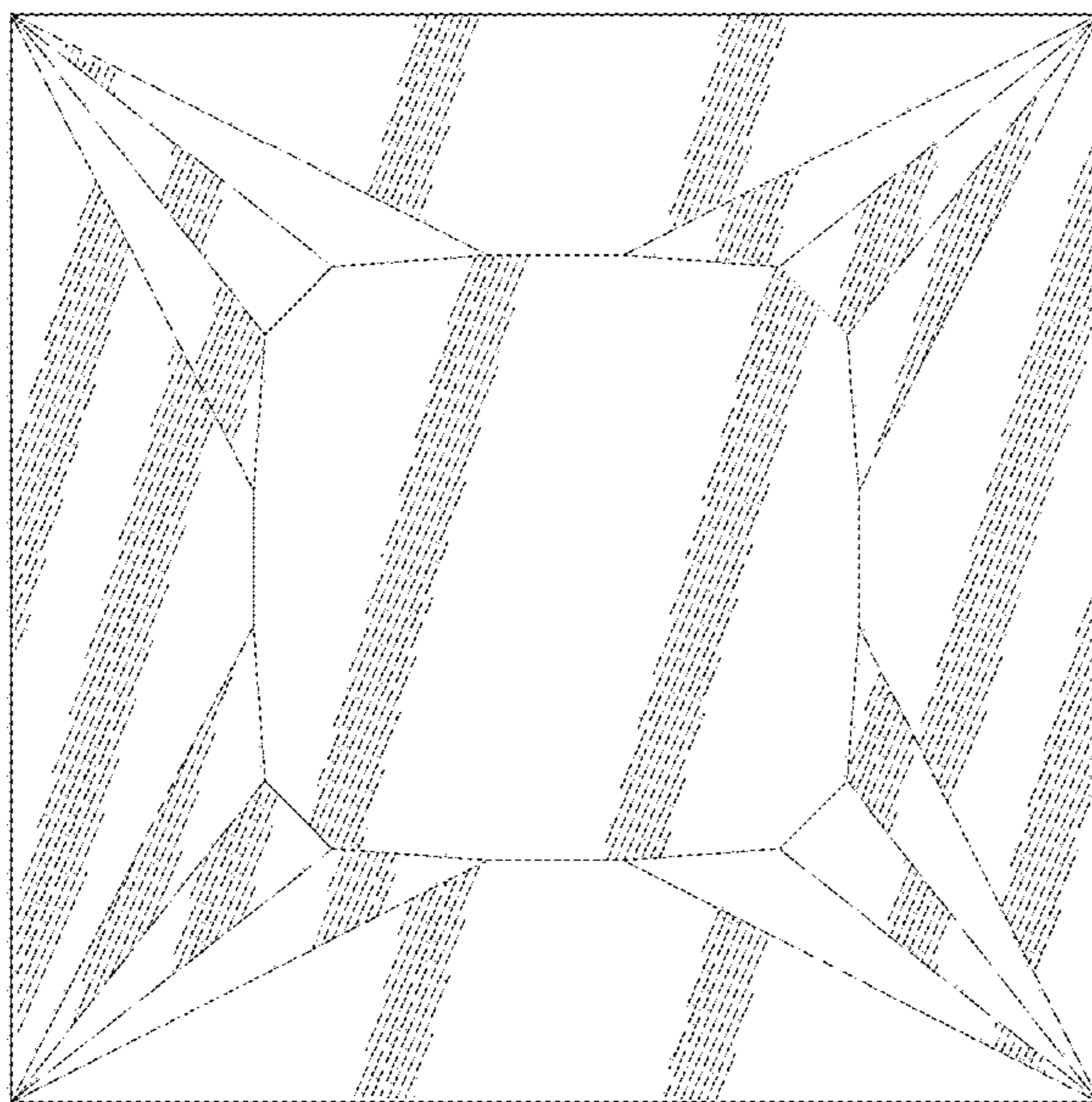
(57) **CLAIM**

The ornamental design for a gemstone, as shown and described.

DESCRIPTION

FIG. 1 is a perspective view of a gemstone showing my new design;
FIG. 2 is a front elevational view;
FIG. 3 is a top plan view; and,
FIG. 4 is a bottom plan view.

1 Claim, 4 Drawing Sheets



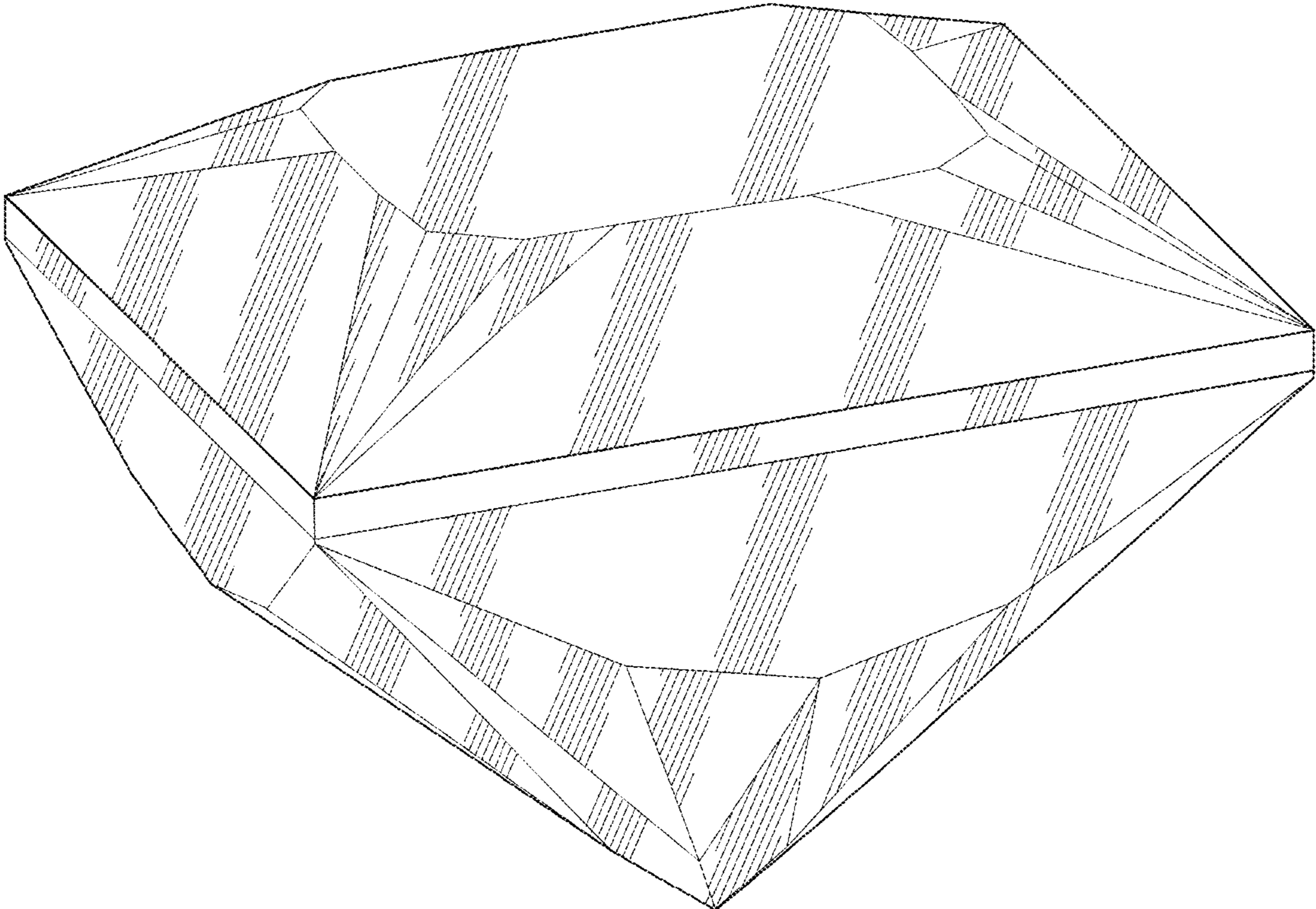


FIG. 1

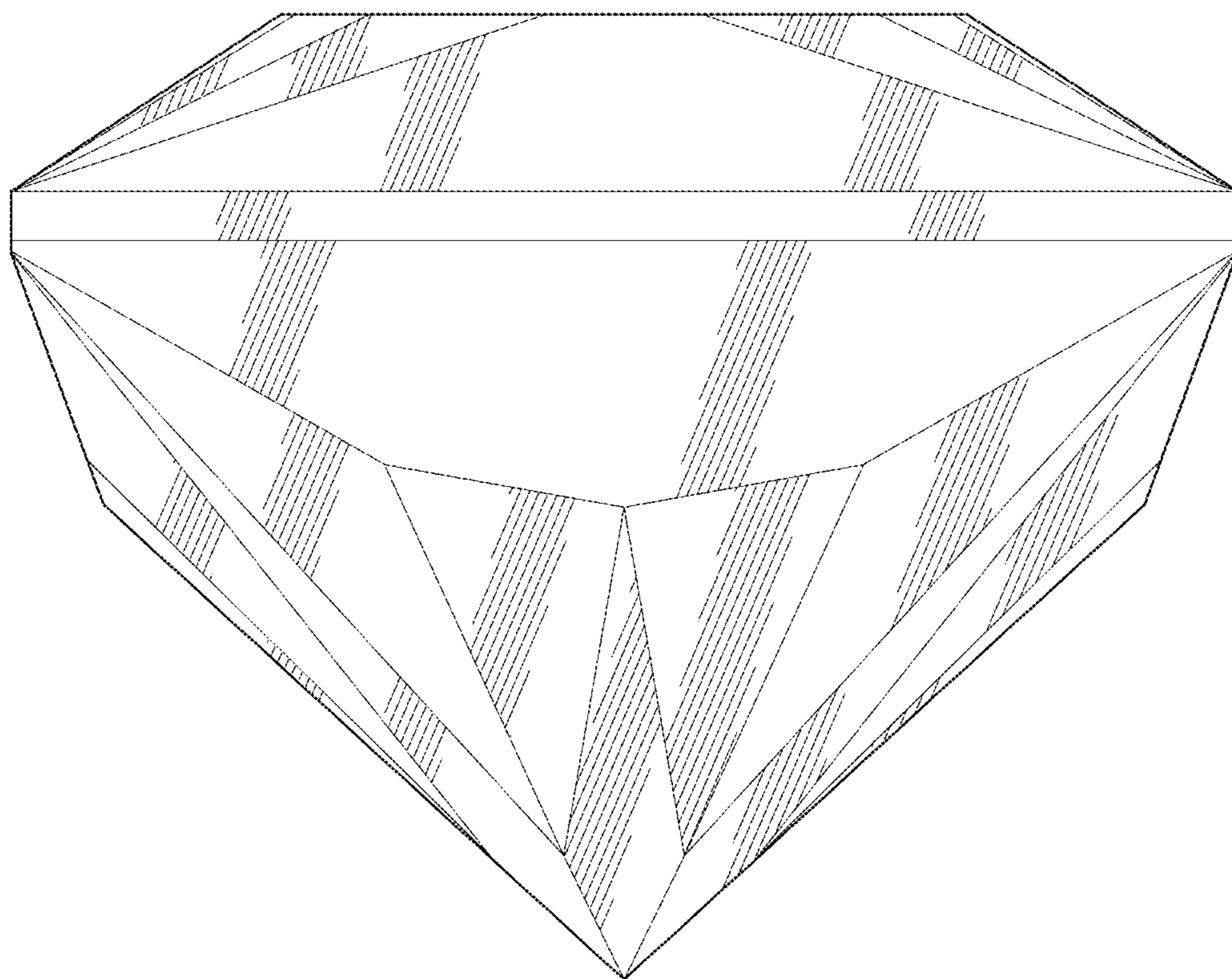


FIG. 2




FIG. 3




FIG. 4