



US00D820710S

(12) **United States Design Patent**  
**Cumming et al.**

(10) **Patent No.:** **US D820,710 S**  
(45) **Date of Patent:** **\*\* Jun. 19, 2018**

(54) **PRIVACY/SECURITY ENCLOSURE**

(71) Applicant: **PPIP LLC**, Tempe, AZ (US)

(72) Inventors: **Justin David Cumming**, Boston, MA (US); **Gregg Robert Draudt**, Boston, MA (US); **Eric Smallwood**, Boston, MA (US)

(\*\*) Term: **15 Years**

(21) Appl. No.: **29/540,275**

(22) Filed: **Sep. 22, 2015**

**Related U.S. Application Data**

(63) Continuation of application No. 13/849,502, filed on Sep. 9, 2015, and a continuation of application No. 14/849,505, filed on Sep. 9, 2015, now abandoned.

(51) **LOC (11) Cl.** ..... **10-05**

(52) **U.S. Cl.**  
USPC ..... **D10/121**

(58) **Field of Classification Search**  
USPC ..... D10/104.1, 121; D14/440, 216  
CPC ..... G08B 13/128  
See application file for complete search history.

(56) **References Cited**

**U.S. PATENT DOCUMENTS**

- 6,957,345 B2 \* 10/2005 Cesana ..... G08B 13/128 713/193
- D658,526 S \* 5/2012 Shin ..... D10/114.4
- D676,448 S \* 2/2013 Gorman ..... D14/440
- D758,960 S \* 6/2016 Johansson ..... D13/103
- D769,880 S \* 10/2016 Moore ..... D14/440
- D779,985 S \* 2/2017 Deyaf ..... D10/114.4

- D795,113 S \* 8/2017 Kuo ..... D10/114.4
- D795,878 S \* 8/2017 English ..... D14/440
- D800,732 S \* 10/2017 Dang ..... D14/440
- D803,189 S \* 11/2017 Cheney ..... D14/216
- D805,081 S \* 12/2017 Mittelstadt ..... D14/440
- D808,393 S \* 1/2018 Moore ..... D14/440

\* cited by examiner

*Primary Examiner* — George D. Kirschbaum

(74) *Attorney, Agent, or Firm* — Ronald Fernando

(57) **CLAIM**


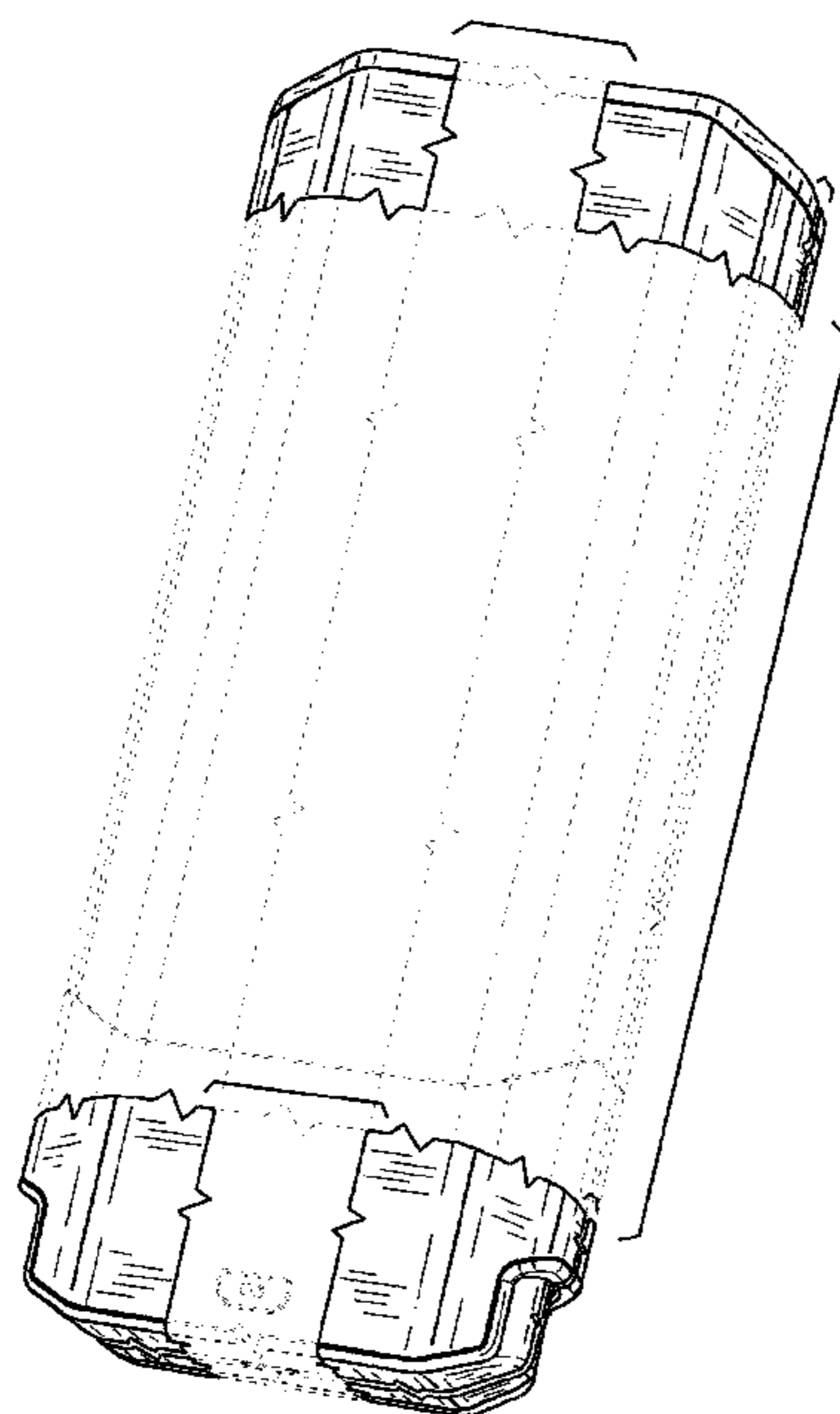
We claim the ornamental design for a privacy/security enclosure, as shown and described.

**DESCRIPTION**

FIG. 1 is a front perspective view of a privacy/security enclosure;  
 FIG. 2 is a front view of the privacy/security enclosure of FIG. 1  
 FIG. 3 is a rear view of the privacy/security enclosure of FIG. 1;  
 FIG. 4 is a side view of the privacy/security enclosure of FIG. 1;  
 FIG. 5 is a top view of the privacy/security enclosure of FIG. 1; and,  
 FIG. 6 is a bottom view of the privacy/security enclosure of FIG. 1.

The features shown in broken lines depict environmental subject matter only and form no part of the claimed design. The break lines in the drawings indicate that the appearance of any portion of the privacy/security enclosure between the break lines forms no part of the claimed design.

**1 Claim, 5 Drawing Sheets**



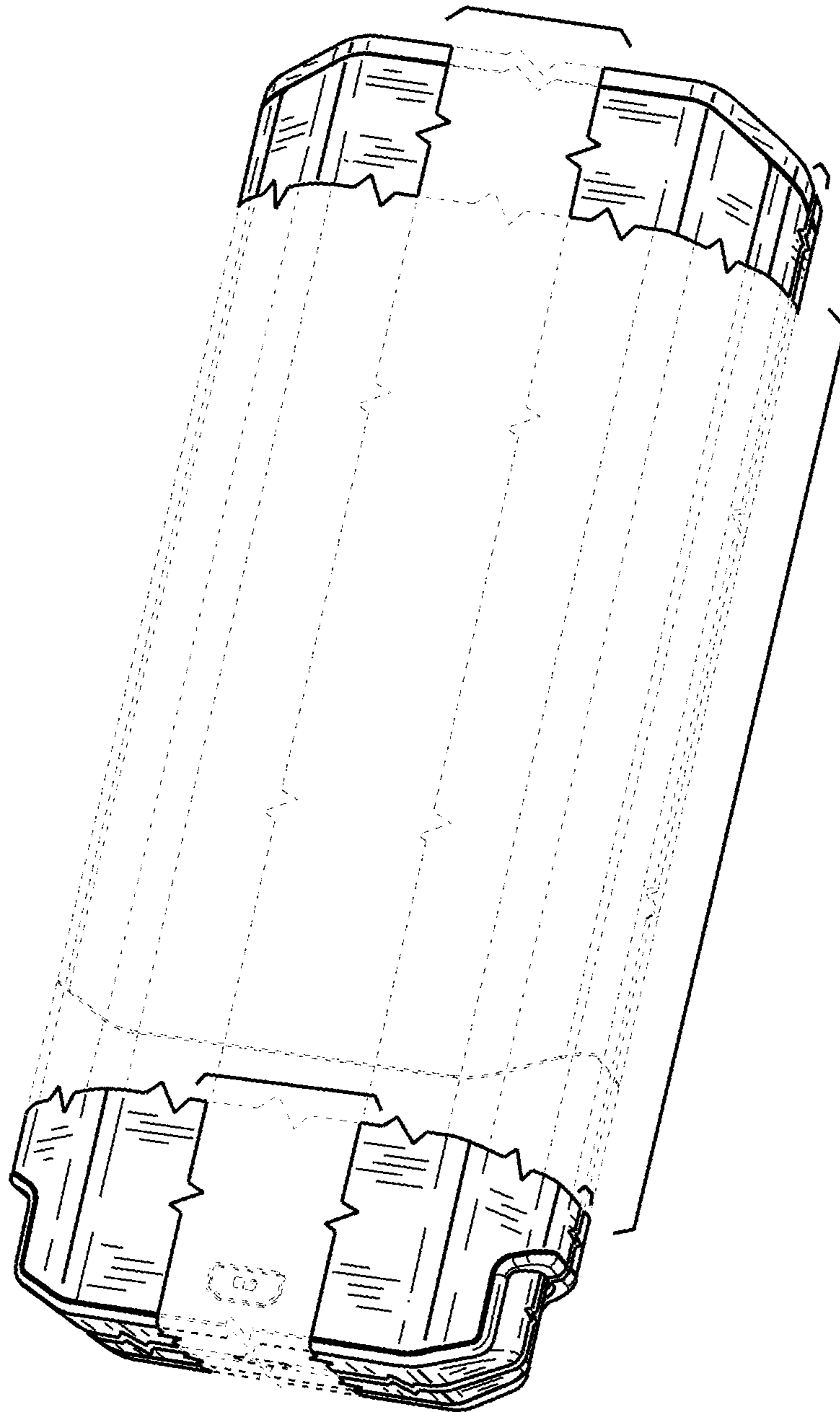


FIG. 1




FIG. 2




FIG. 3




FIG. 4

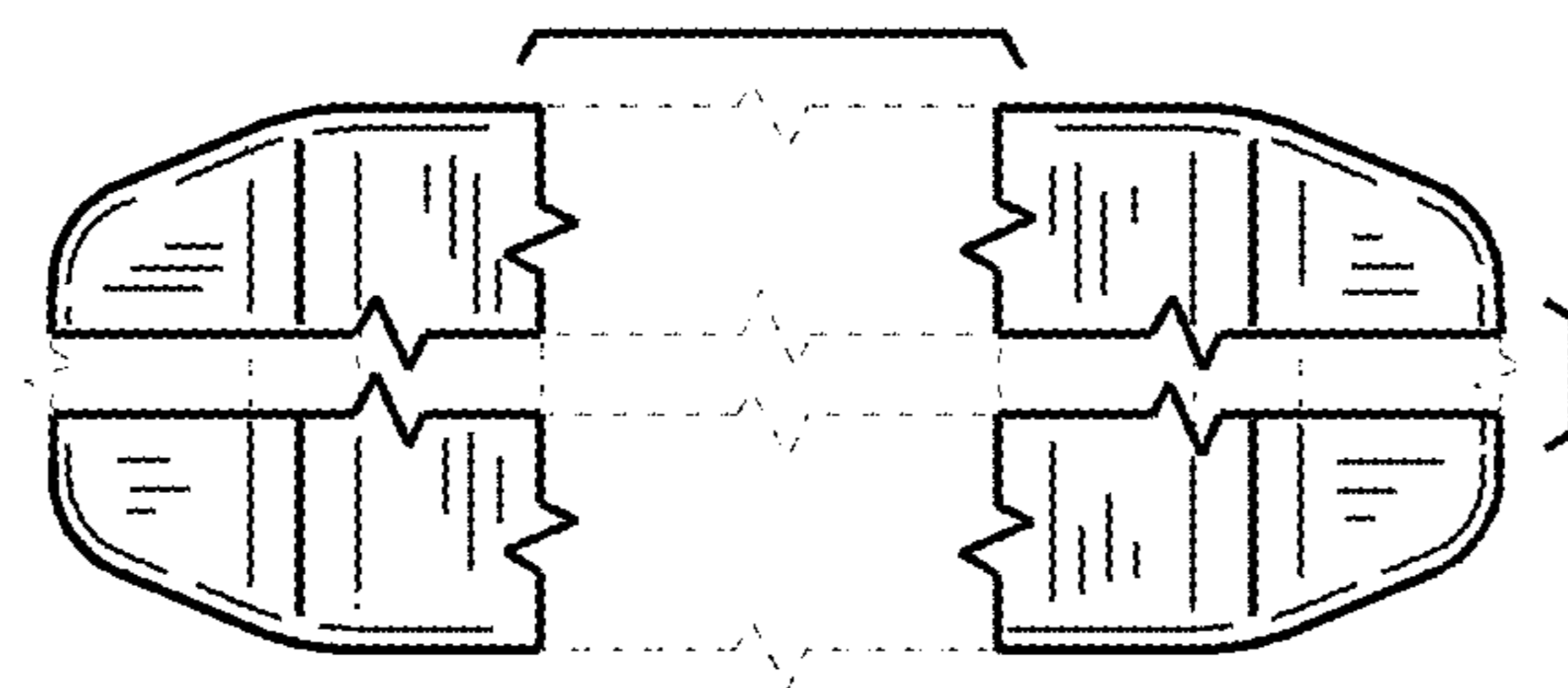


FIG. 5

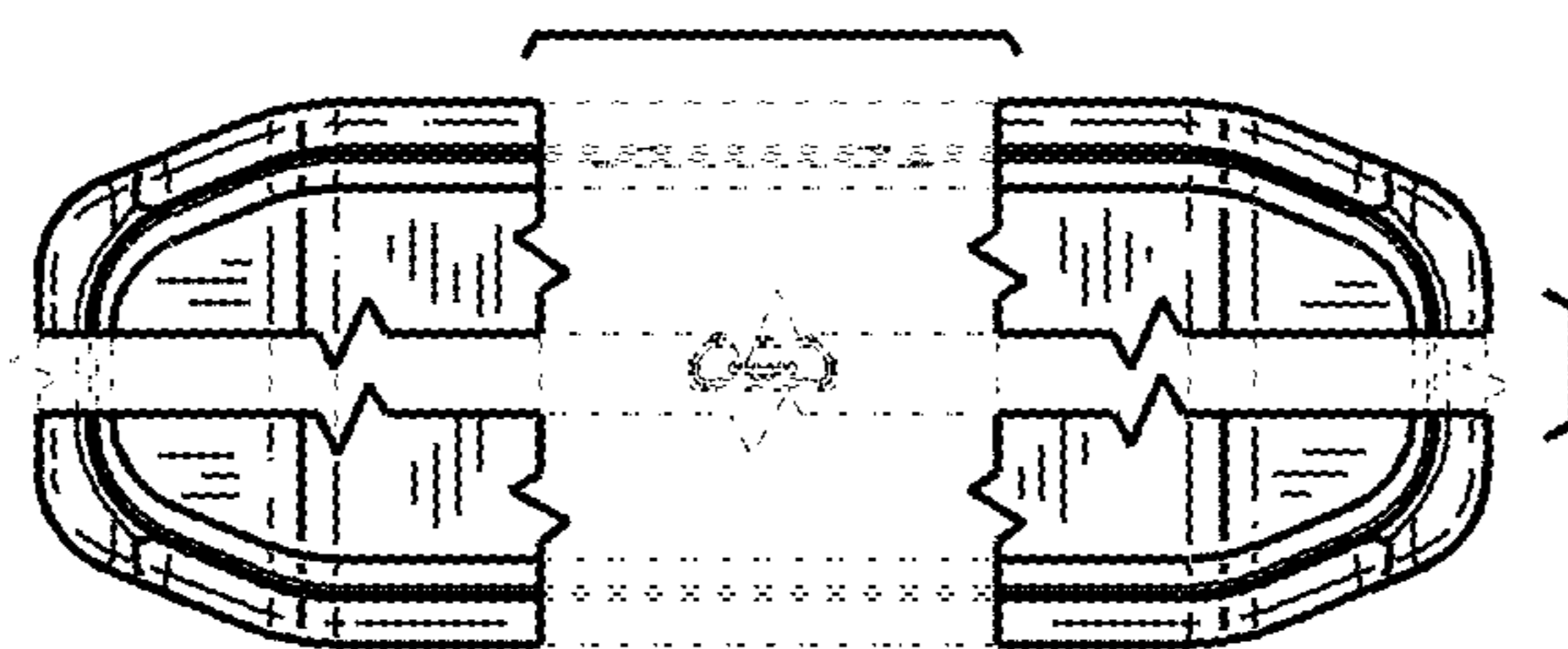


FIG. 6