



US00D820696S

(12) **United States Design Patent** (10) **Patent No.:** **US D820,696 S**
Metz (45) **Date of Patent:** **** Jun. 19, 2018**

(54) **MOUNT**

(71) Applicant: **Thomas F. Metz**, Bedminster, NJ (US)

(72) Inventor: **Thomas F. Metz**, Bedminster, NJ (US)

(**) Term: **15 Years**

(21) Appl. No.: **29/616,756**

(22) Filed: **Sep. 8, 2017**

(51) **LOC (11) Cl.** **10-04**

(52) **U.S. Cl.**

USPC **D10/65**; D8/373

(58) **Field of Classification Search**

USPC D8/373, 376, 380-388, 391; D10/65, 69;
248/447.1, 476, 477

CPC A47G 1/16; A47G 1/1606; A47G 1/1613;
A47G 1/162; A47G 1/1626; A47G
1/1633; A47G 1/164; A47G 1/1646;
A47G 1/1653; A47G 1/166; A47G
1/1666; A47G 2001/1673; A47G 1/168;
A47G 1/1686; A47G 2001/1693; A47G
1/17; A47G 1/175; A47G 1/18; A47G
1/20; A47G 1/202; A47G 1/205; A47G
2001/207; A47G 1/21; A47G 1/215;
A47G 1/22; A47G 1/24; G01C 9/00

See application file for complete search history.

(56) **References Cited**

U.S. PATENT DOCUMENTS

D308,467 S * 6/1990 Fenton D8/367
D326,603 S * 6/1992 Rogers D8/380
D393,414 S * 4/1998 Bries D8/373
6,978,551 B2 * 12/2005 Krake A47G 1/205
33/613
8,672,286 B2 * 3/2014 Darre A47G 1/164
248/476
8,690,113 B1 * 4/2014 Wright A47G 1/164
248/477

* cited by examiner

Primary Examiner — Antoine Duval Davis

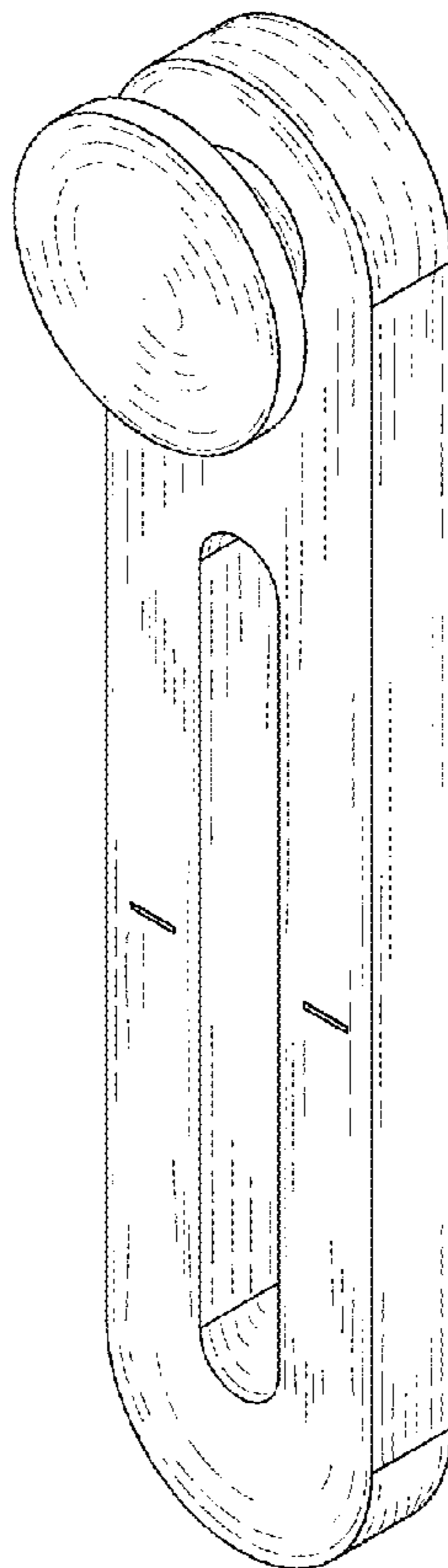
(57) **CLAIM**

The ornamental design for a mount, as shown and described.

DESCRIPTION

FIG. 1 is a perspective view of the present invention;
FIG. 2 is a front elevational view thereof;
FIG. 3 is a rear elevational view thereof;
FIG. 4 is a left side elevational view thereof;
FIG. 5 is a right side elevational view thereof;
FIG. 6 is a bottom plan view thereof; and,
FIG. 7 is a top plan view thereof.

1 Claim, 7 Drawing Sheets



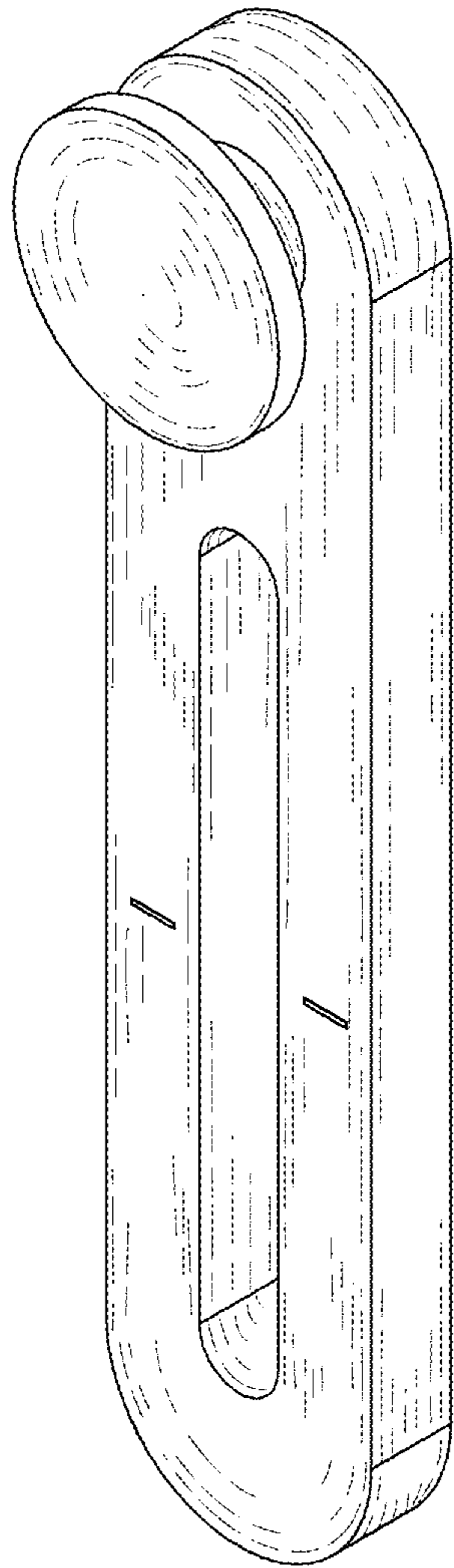


FIG. 1

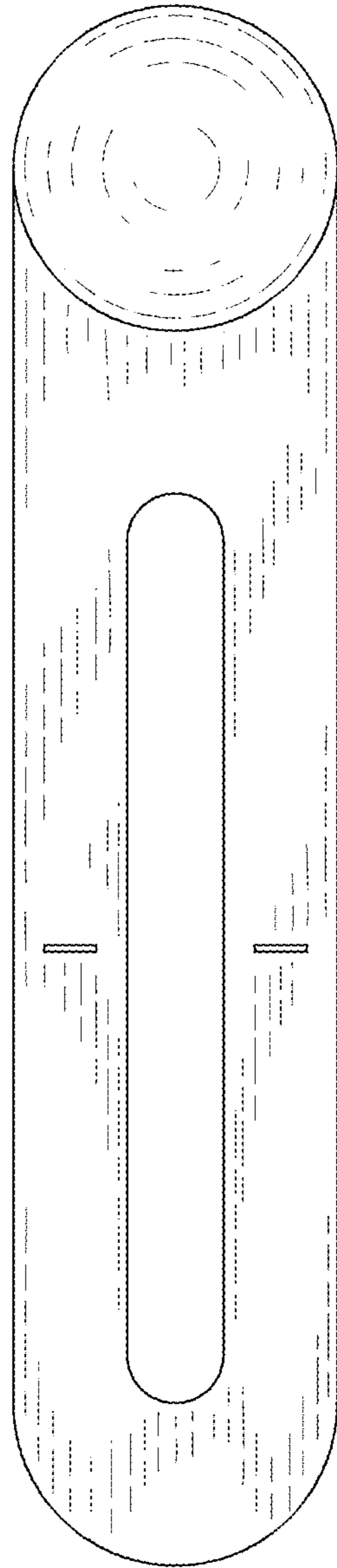


FIG. 2




FIG. 3




FIG. 4




FIG. 5

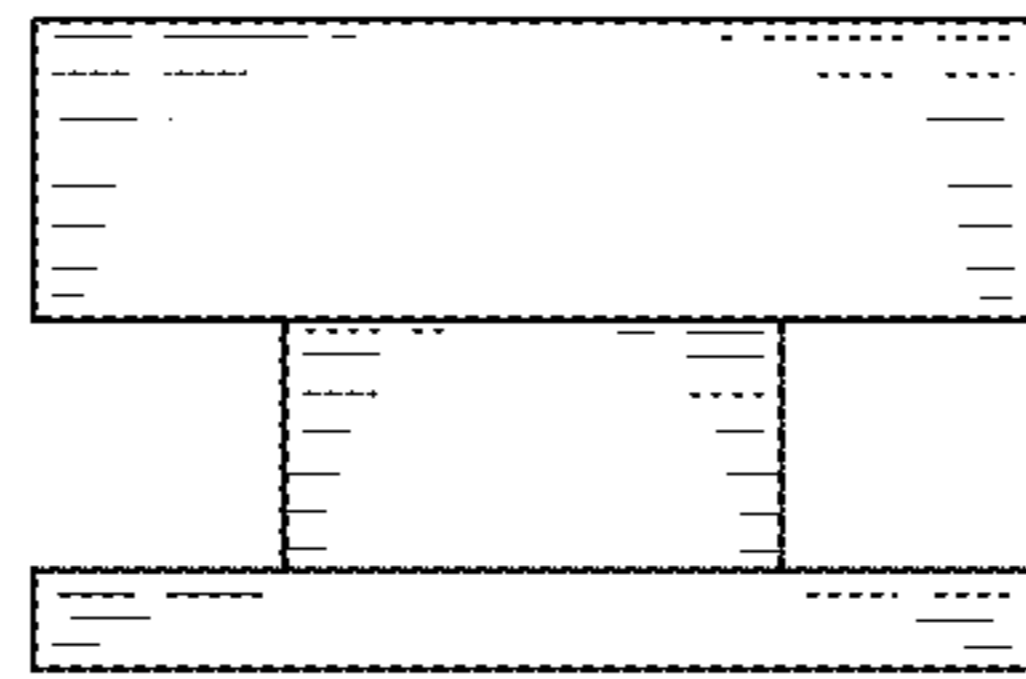


FIG. 6

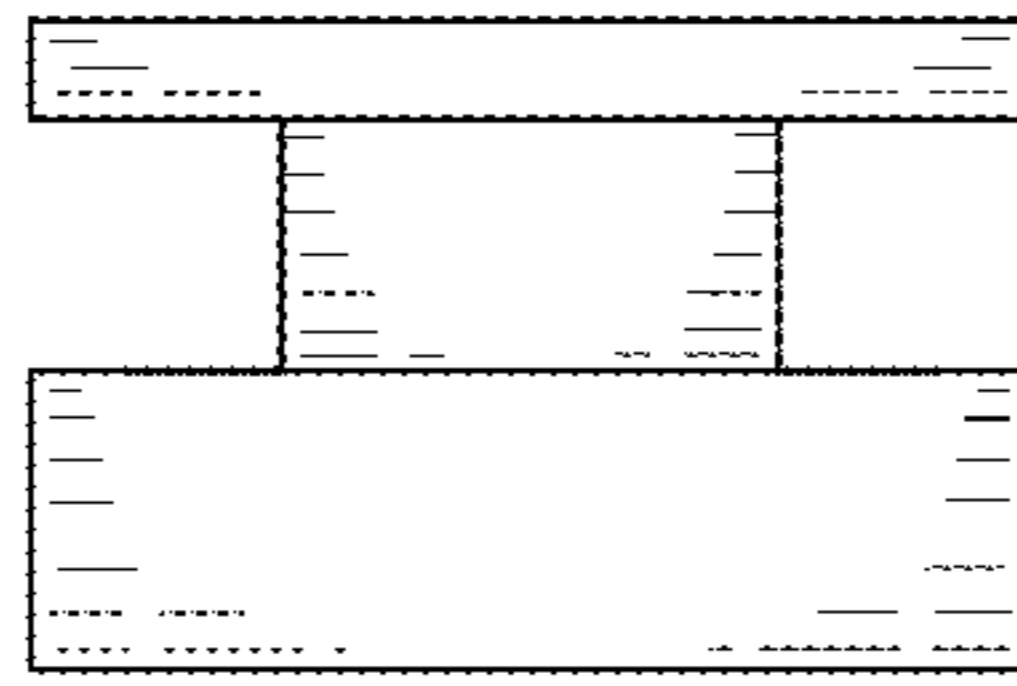


FIG. 7