



US00D820687S

(12) **United States Design Patent**
Bray

(10) **Patent No.:** **US D820,687 S**
(45) **Date of Patent:** **** Jun. 19, 2018**

(54) **MULTI-COMPARTMENT RESEALABLE AND REUSABLE STORAGE BAG**

(71) Applicant: **Mabelle Bray**, Woodland Hills, CA (US)

(72) Inventor: **Mabelle Bray**, Woodland Hills, CA (US)

(**) Term: **15 Years**

(21) Appl. No.: **29/618,956**

(22) Filed: **Sep. 26, 2017**

Related U.S. Application Data

(63) Continuation of application No. 29/576,627, filed on Jul. 28, 2016, now Pat. No. Des. 801,829, which is a (Continued)

(51) **LOC (11) Cl.** **09-05**

(52) **U.S. Cl.**
USPC **D9/709**

(58) **Field of Classification Search**
USPC D9/702-714, 414-415, 417-418, 737, D9/424, 430-433, 730-732, 756, 761; D7/549, 553.2, 590, 602; D3/201, 203.1, D3/203.3, 303, 202; 206/527, 4.27, 807, 206/260, 811, 103, 203, 207; 220/23.4, (Continued)

(56) **References Cited**

U.S. PATENT DOCUMENTS

2,276,765 A 3/1942 De Gree
3,503,759 A 3/1970 Wilton
(Continued)

FOREIGN PATENT DOCUMENTS

JP 3041585 U 9/1997
KR 2010007262 7/2010
KR 200309756 Y1 4/2013

OTHER PUBLICATIONS

Extended European Search report from 14784891.5-1708 / 2986523 dated Aug. 16, 2016.

Primary Examiner — Abraham Bahta

(74) *Attorney, Agent, or Firm* — Lawrence N. Ginsberg

(57) **CLAIM**

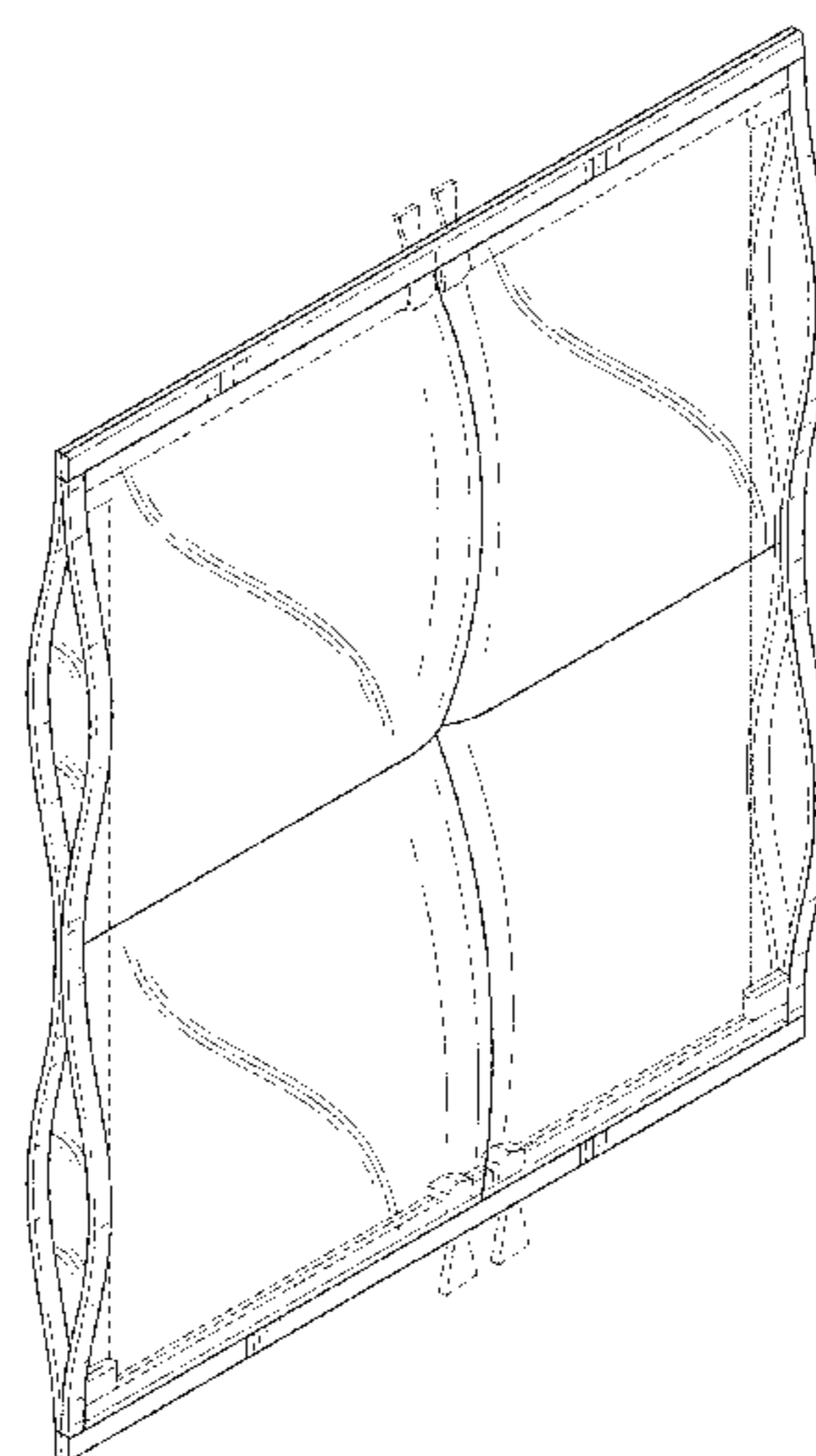
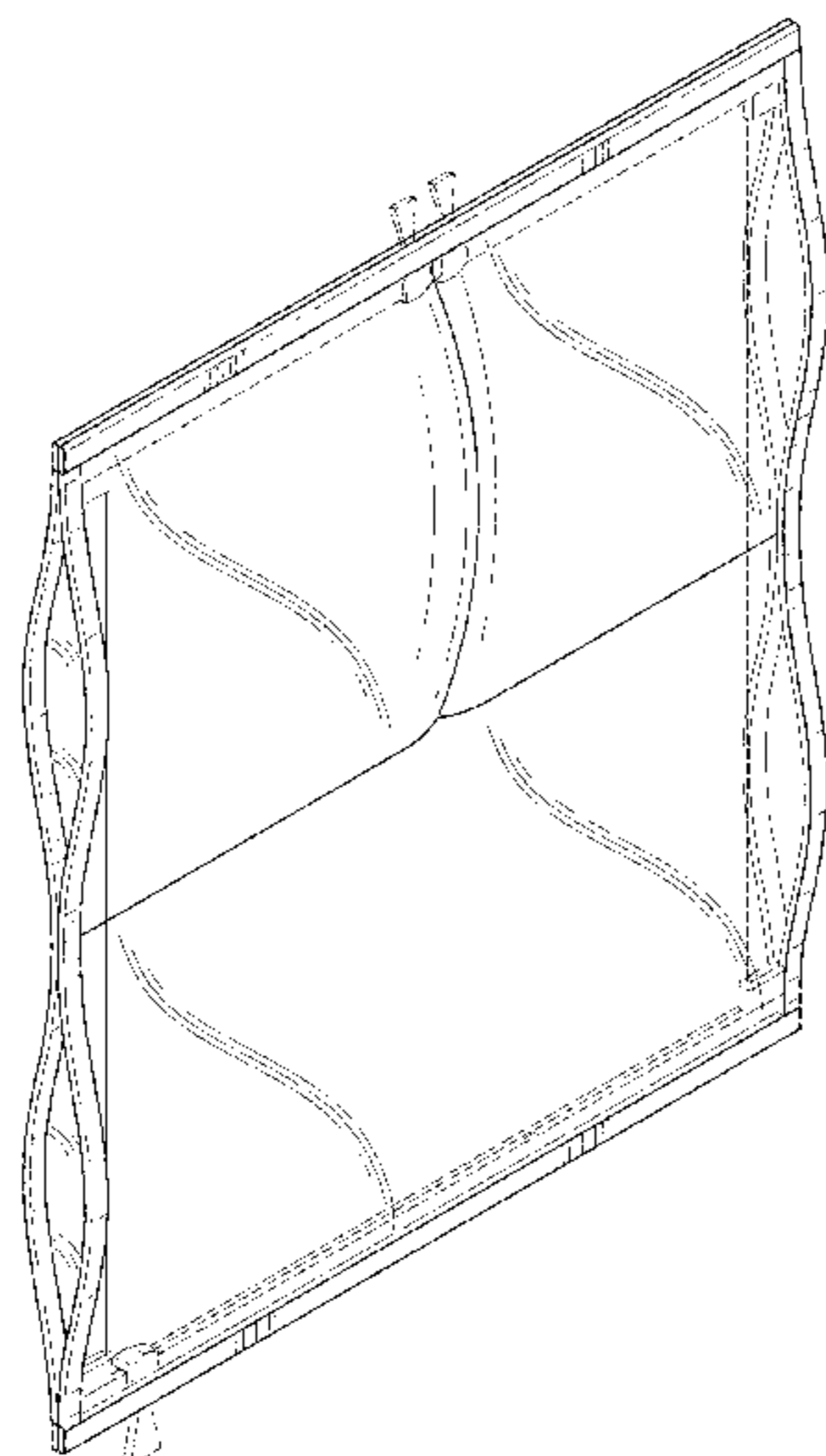
The ornamental design for a multi-compartment resealable and reusable storage bag, as shown and described.

DESCRIPTION

FIG. 1 is a top, front perspective view of a first embodiment of the multi-compartment resealable and reusable storage bag, showing my new design;
FIG. 2 is a rear elevational view thereof;
FIG. 3 is a top plan view thereof;
FIG. 4 is a bottom plan view thereof;
FIG. 5 is a left side elevational view thereof;
FIG. 6 is a right side elevational view thereof;
FIG. 7 is a top, front perspective open view of the first embodiment;
FIG. 8 is a top, front perspective view of a second embodiment of the multi-compartment resealable and reusable storage bag, showing my new design;
FIG. 9 is a rear elevational view thereof;
FIG. 10 is a top plan view thereof;
FIG. 11 is a bottom plan view thereof;
FIG. 12 is a left side elevational view thereof;
FIG. 13 is a right side elevational view thereof; and,
FIG. 14 is a top, front perspective view of the second embodiment.

The broken line showings of portions of the multi-compartment resealable and reusable storage bag are for illustrative purposes only to show environment and form no part of the claimed design.

1 Claim, 8 Drawing Sheets



Related U.S. Application Data

continuation-in-part of application No. 15/097,243,
filed on Apr. 12, 2016, now abandoned.

(58) **Field of Classification Search**

USPC 220/500, 666; 229/120.02, 120.011,
229/87.06; 426/114-115, 119, 120;
222/92, 107, 215, 206

CPC B65D 31/00; B65D 31/12; B65D 75/00;
B65D 33/00; B65D 33/04; B65D 33/24;
B65D 33/16; B65D 33/12; B65D 33/008;
B65D 33/02; B65D 25/04; B65D 25/00

See application file for complete search history.

(56) **References Cited**

U.S. PATENT DOCUMENTS

3,749,237	A	7/1973	Dorton
4,145,449	A	3/1979	Nelham
4,312,473	A	1/1982	Hoeller
4,993,844	A	2/1991	Robinson et al.
5,024,536	A	6/1991	Hill
5,674,010	A	10/1997	Dussich

6,071,010	A	6/2000	Chan	
6,234,675	B1	5/2001	Saad et al.	
D450,443	S	11/2001	Dorizas	
6,624,130	B2	9/2003	Giblin et al.	
D483,256	S *	12/2003	Thurston	D9/663
7,140,491	B2	11/2006	Wang et al.	
D563,241	S	3/2008	Nimey	
D573,038	S	7/2008	Picken	
D588,013	S	3/2009	Tanaka et al.	
D601,038	S	9/2009	Middleton-Schluter	
D613,615	S	4/2010	Hedstrom	
D617,654	S	6/2010	Tawinsook	
D642,069	S	7/2011	LaFauci et al.	
D660,179	S *	5/2012	Bray	D9/707
D783,416	S *	4/2017	Bray	D9/709
D784,158	S *	4/2017	Bray	D9/709
D784,159	S *	4/2017	Bray	D9/709
2002/0067865	A1	6/2002	Stutzman	
2004/0066982	A1	4/2004	Urman et al.	
2004/0247208	A1	12/2004	Krohne	
2006/0008183	A1	1/2006	Johansen	
2007/0026251	A1	2/2007	Umana	
2008/0107781	A1	5/2008	Carroll	
2010/0252562	A1	10/2010	Andochick	

* cited by examiner

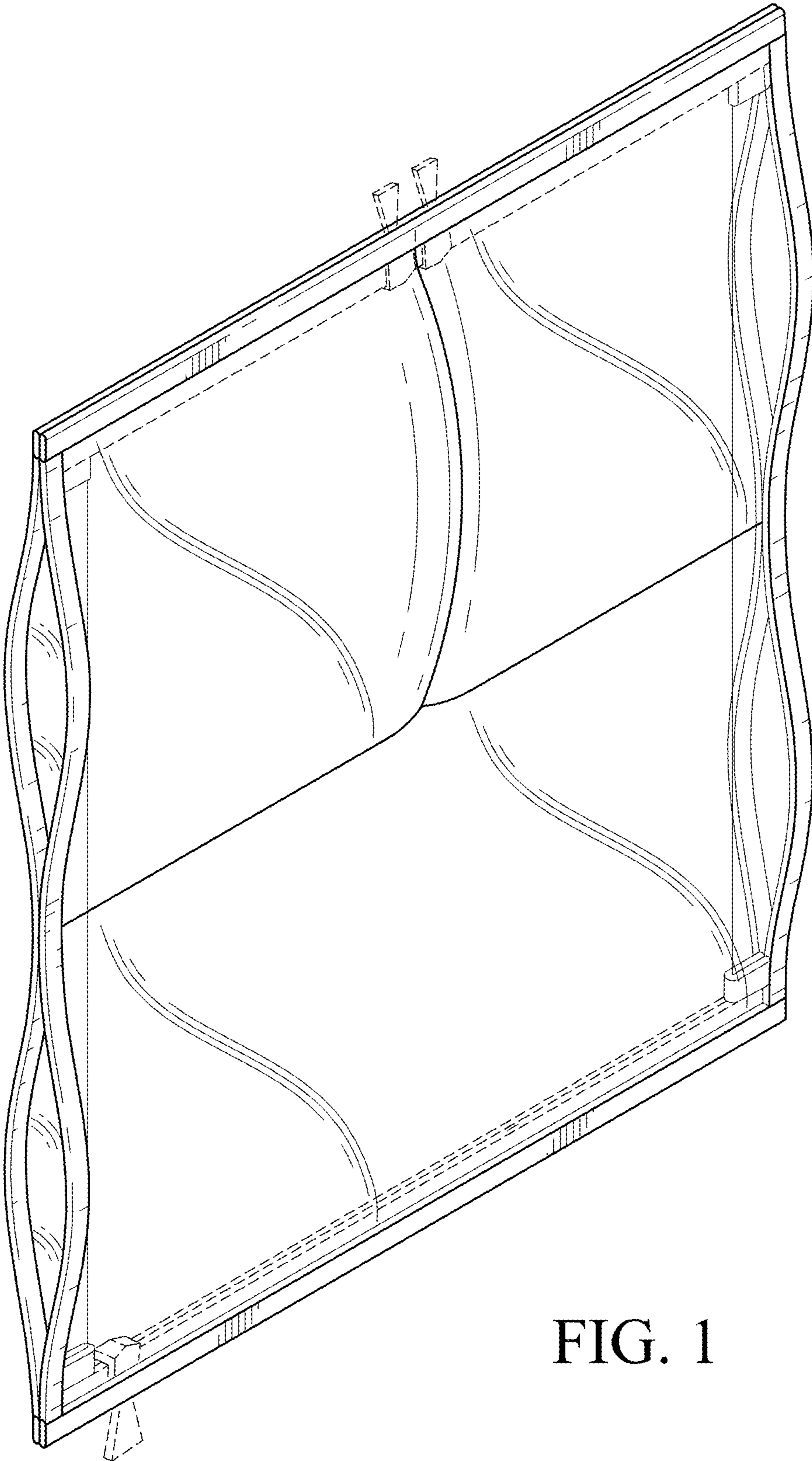


FIG. 1

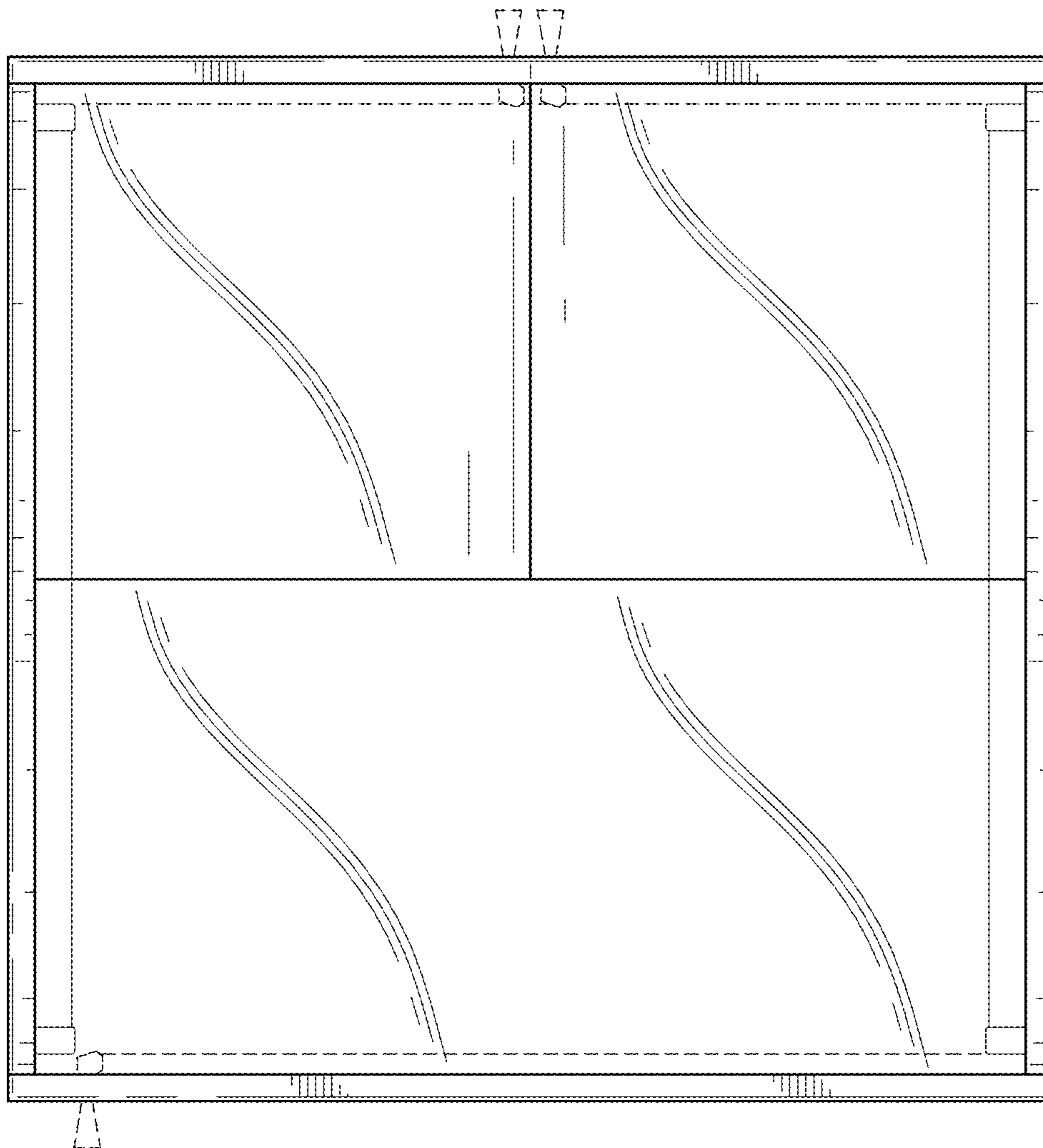


FIG. 2




FIG. 3

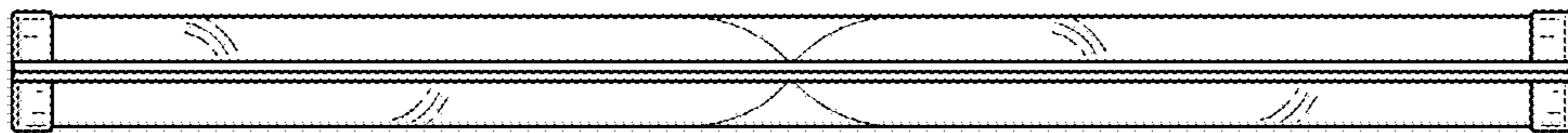


FIG. 4




FIG. 5




FIG. 6

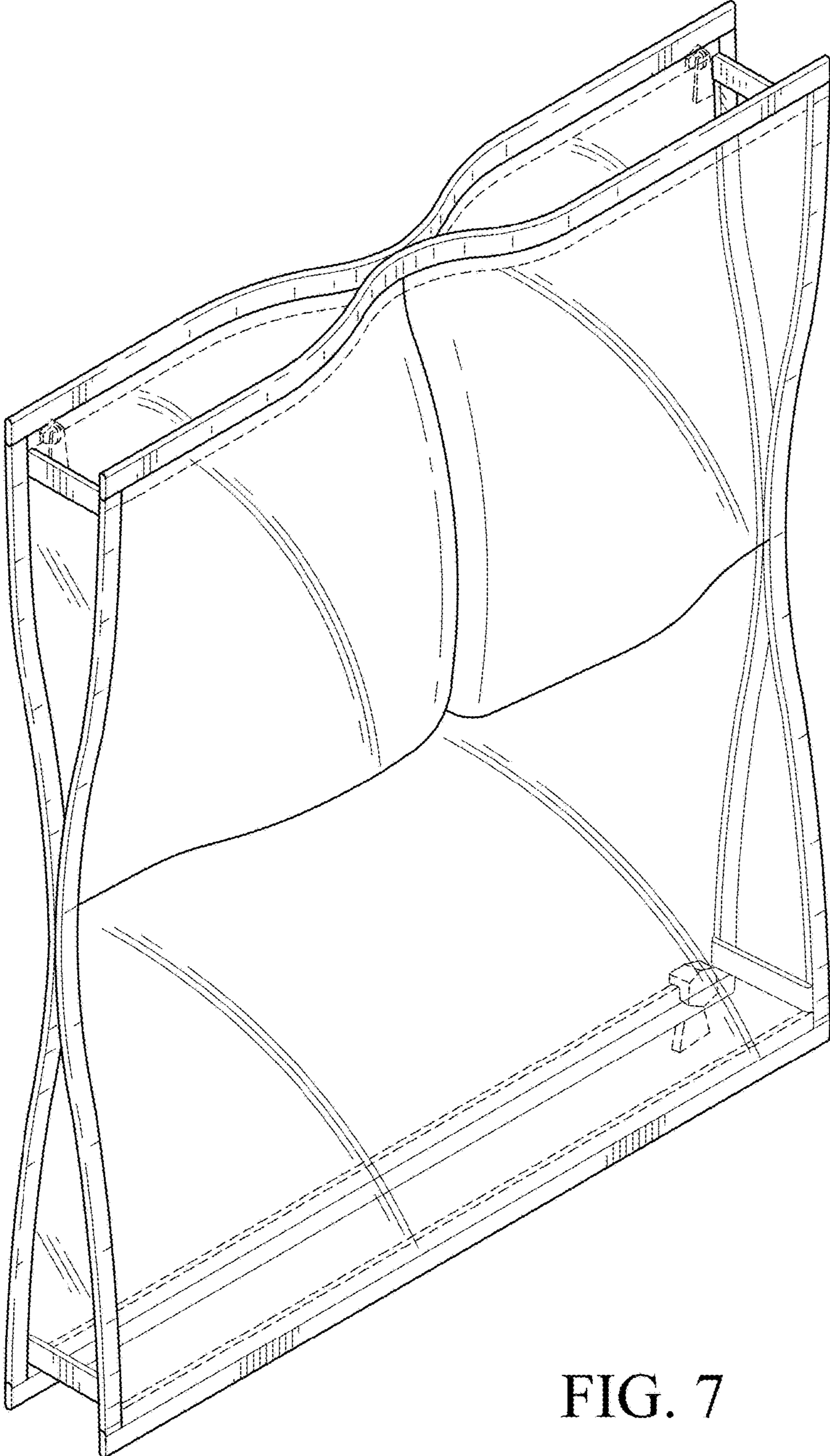


FIG. 7

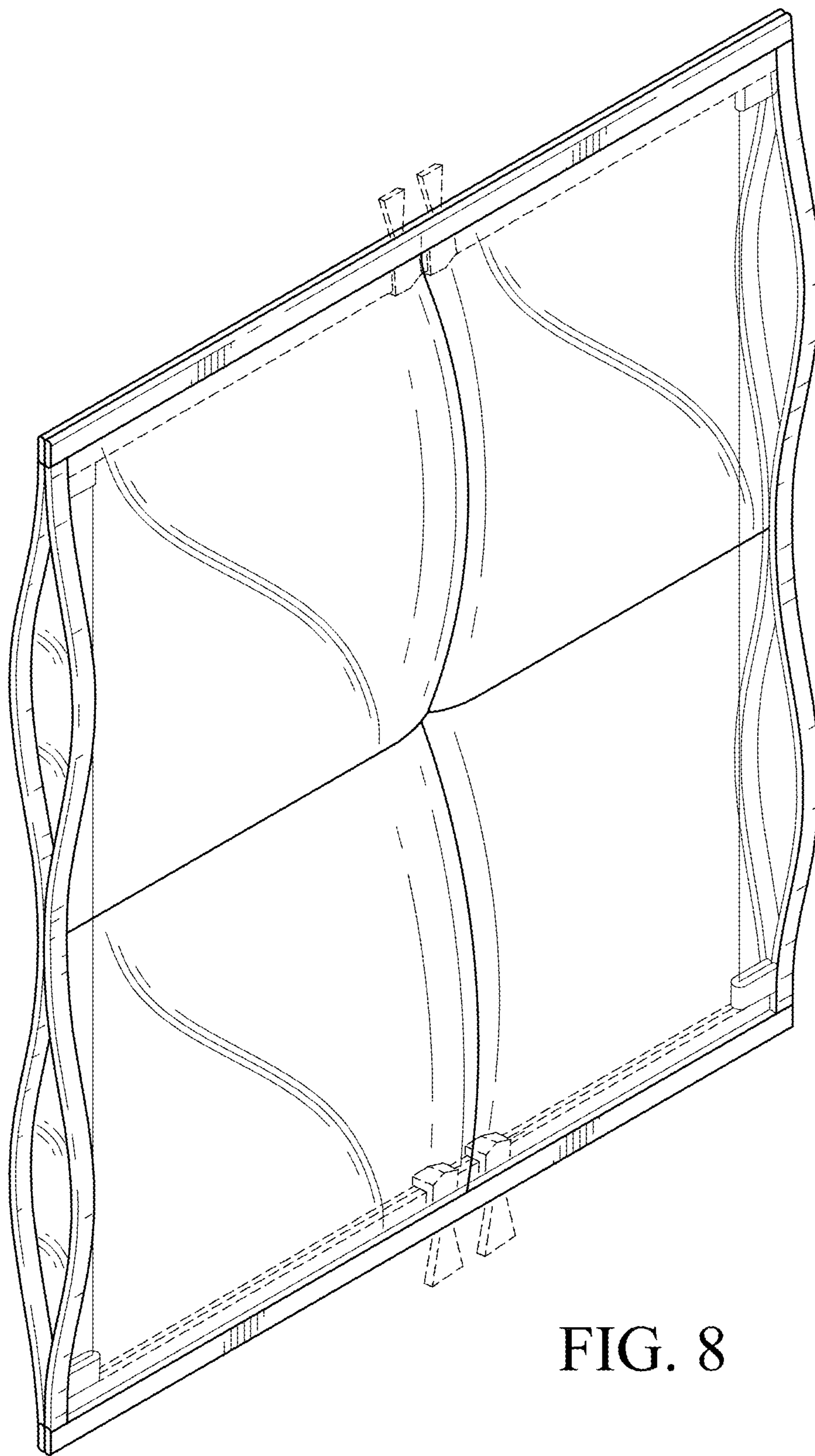


FIG. 8

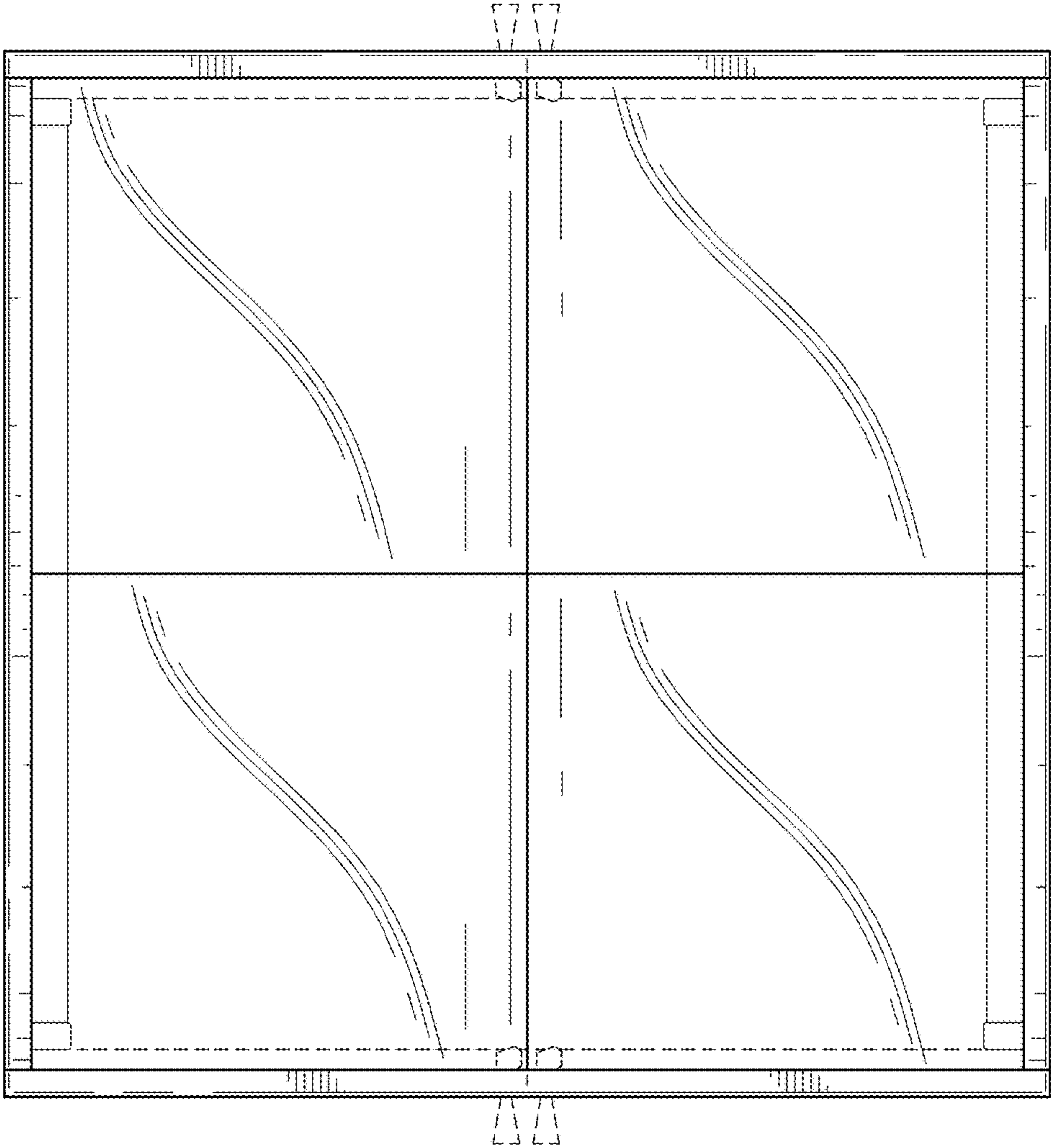


FIG. 9

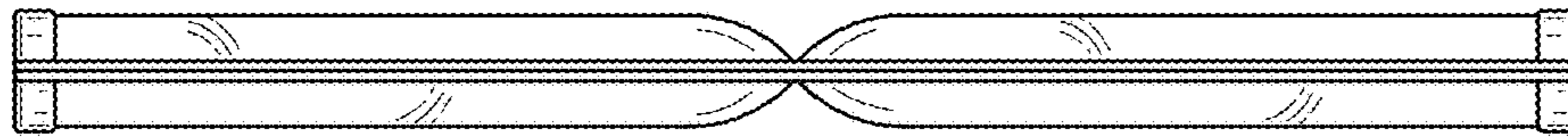


FIG. 10

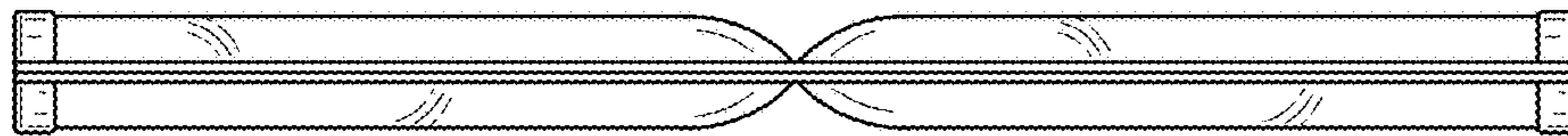


FIG. 11




FIG. 12



FIG. 13

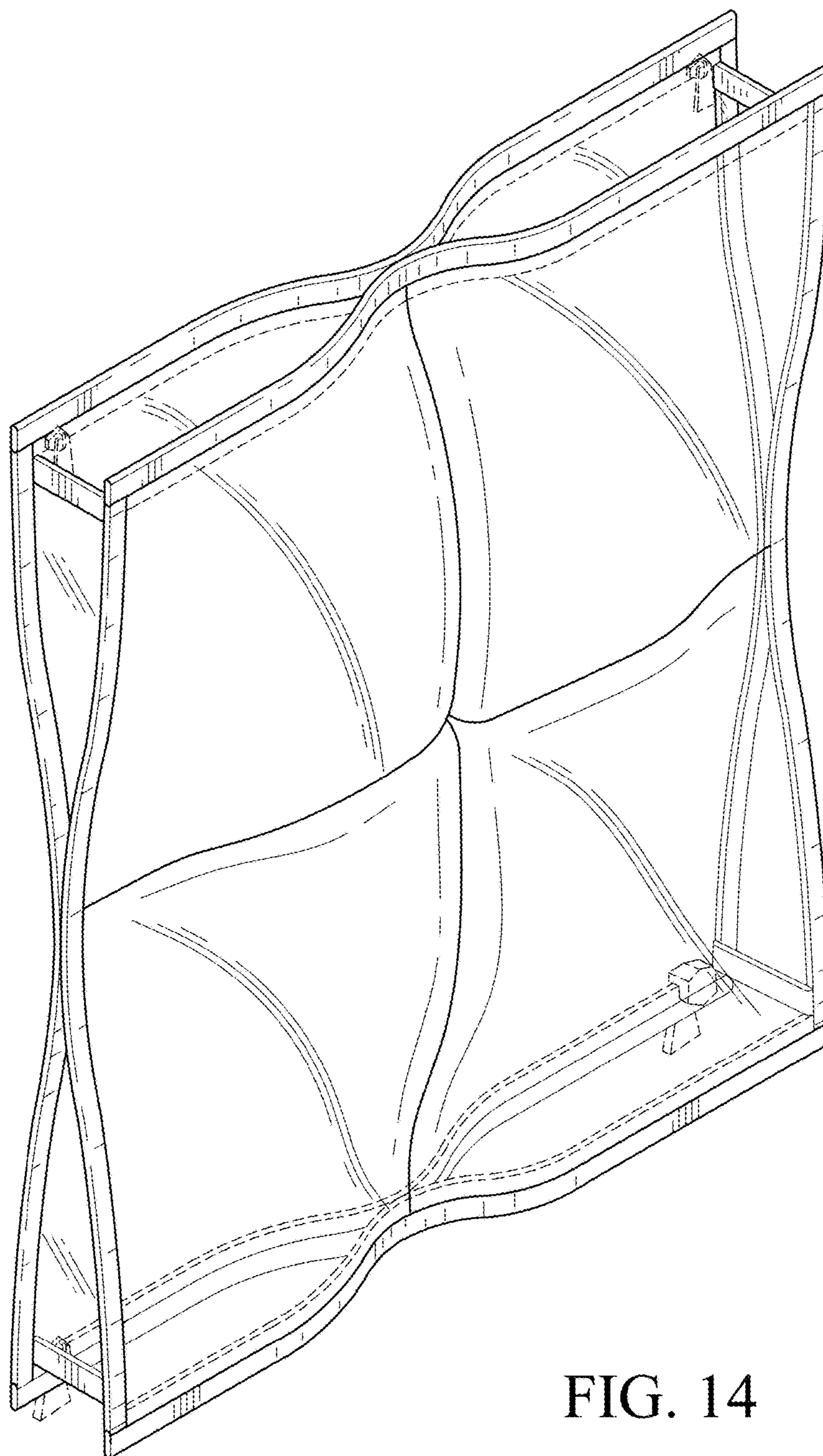


FIG. 14