



US00D820659S

(12) **United States Design Patent** (10) **Patent No.:** **US D820,659 S**
Nelson (45) **Date of Patent:** **** Jun. 19, 2018**

(54) **STRIKING TOOL HEAD**
(71) Applicant: **Home Depot Product Authority, LLC**,
Atlanta, GA (US)
(72) Inventor: **Michael R. Nelson**, Peachtree City, GA
(US)
(73) Assignee: **Home Depot Product Authority, LLC**,
Atlanta, GA (US)
(**) Term: **15 Years**
(21) Appl. No.: **29/559,126**
(22) Filed: **Mar. 24, 2016**
(51) **LOC (11) Cl.** **08-02**
(52) **U.S. Cl.**
USPC **D8/78**
(58) **Field of Classification Search**
USPC D8/1, 11, 75-81, 107, 303
CPC A01B 1/20; A01B 1/227; A01G 23/099;
B25D 1/00; B25D 1/045; B25D 1/06;
B25G 1/10; B25G 1/01; B25G 1/08;
B25G 3/28; B25G 3/34; B26B 23/00;
B27L 7/06
See application file for complete search history.

(56) **References Cited**
U.S. PATENT DOCUMENTS
D171,400 S * 2/1954 Hughes D8/77
D182,077 S * 2/1958 MacMinn D21/728
D354,212 S * 1/1995 Ronnholm D8/76
D356,480 S * 3/1995 Ronnholm D8/76
D362,795 S * 10/1995 Ronnholm D8/76
(Continued)

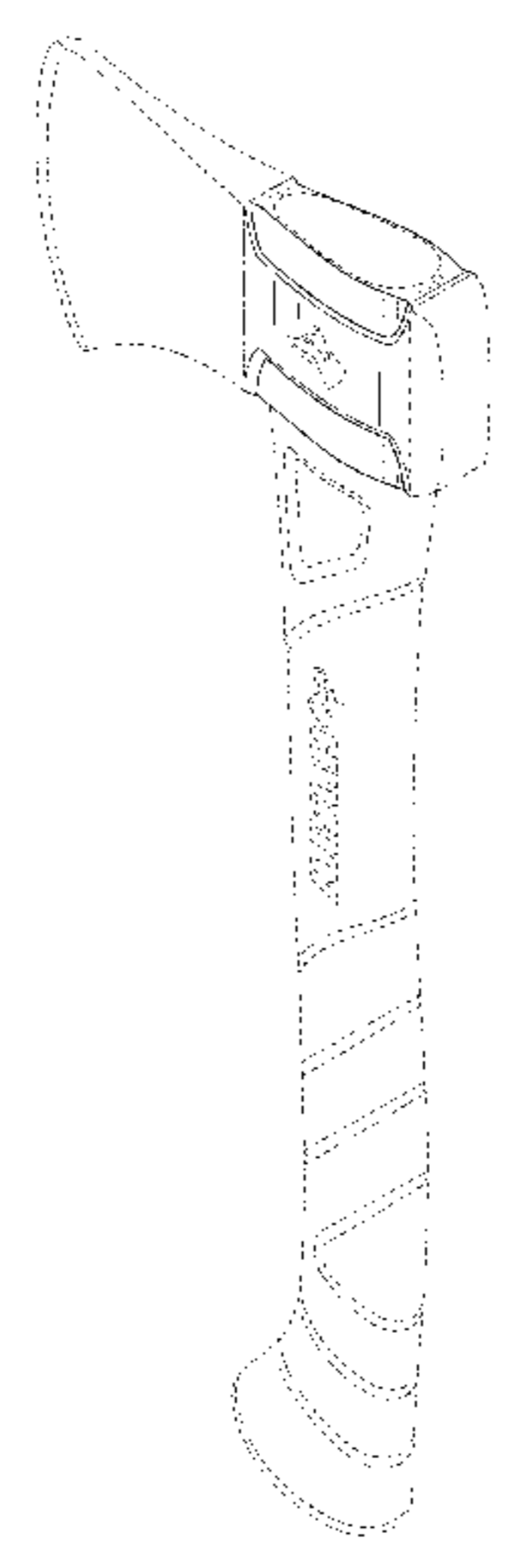
OTHER PUBLICATIONS
Husky 1¼ lb. Premium Camp Axe. Downloaded from <http://www.homedepot.com/p/Husky-1-1-4-lb-Premium-Camp-Axe-with-14-in-Fiberglass-...> on May 11, 2017.*
(Continued)

Primary Examiner — Phillip S Hyder
(74) *Attorney, Agent, or Firm* — Greenberg Traurig, LLP

(57) **CLAIM**
The ornamental design for a striking tool head, as shown and described.

DESCRIPTION
FIG. 1 is a perspective view of a first embodiment of my design;
FIG. 2 is a front view thereof;
FIG. 3 is a rear view thereof;
FIG. 4 is a right view thereof;
FIG. 5 is a left view thereof;
FIG. 6 is a top view thereof;
FIG. 7 is a bottom view thereof;
FIG. 8 is a perspective view of a second embodiment of my design;
FIG. 9 is a front view thereof;
FIG. 10 is a rear view thereof;
FIG. 11 is a right view thereof;
FIG. 12 is a left view thereof;
FIG. 13 is a top view thereof;
FIG. 14 is a bottom view thereof;
FIG. 15 is a perspective view of a third embodiment of my design;
FIG. 16 is a front view thereof;
FIG. 17 is a rear view thereof;
FIG. 18 is a right view thereof;
FIG. 19 is a left view thereof;
FIG. 20 is a top view thereof; and,
FIG. 21 is a bottom view thereof.
The broken lines within and to the left and right of the central, claimed structure of the head illustrate portions of the striking tool head that form no part of the claim, with the dash-dot-dash lines indicating the boundaries of claimed subject matter. The remaining broken lines in the figures represent environmental structure that forms no part of the claim.

1 Claim, 10 Drawing Sheets



(56)

References Cited

U.S. PATENT DOCUMENTS

5,701,675 A * 12/1997 Hall B25G 1/08
30/123
D402,874 S * 12/1998 Hall D8/76
D440,834 S * 4/2001 Khachatoorian D8/11
D440,835 S * 4/2001 Khachatoorian D8/11
D441,262 S * 5/2001 Khachatoorian D8/11
D519,813 S * 5/2006 Hung D8/76
D533,759 S * 12/2006 Hopper, Jr. D8/77
D583,641 S * 12/2008 Fortier D8/76
D594,727 S * 6/2009 Fortier D8/76
D770,257 S * 11/2016 Stokes D8/75
D770,258 S * 11/2016 Stokes D8/76
D772,671 S * 11/2016 Stokes D8/75
2016/0008966 A1 * 1/2016 Stokes B25G 1/01
81/22

OTHER PUBLICATIONS

Canadian Office Action received in related patent application No.
170685, dated Dec. 30, 2016.

* cited by examiner

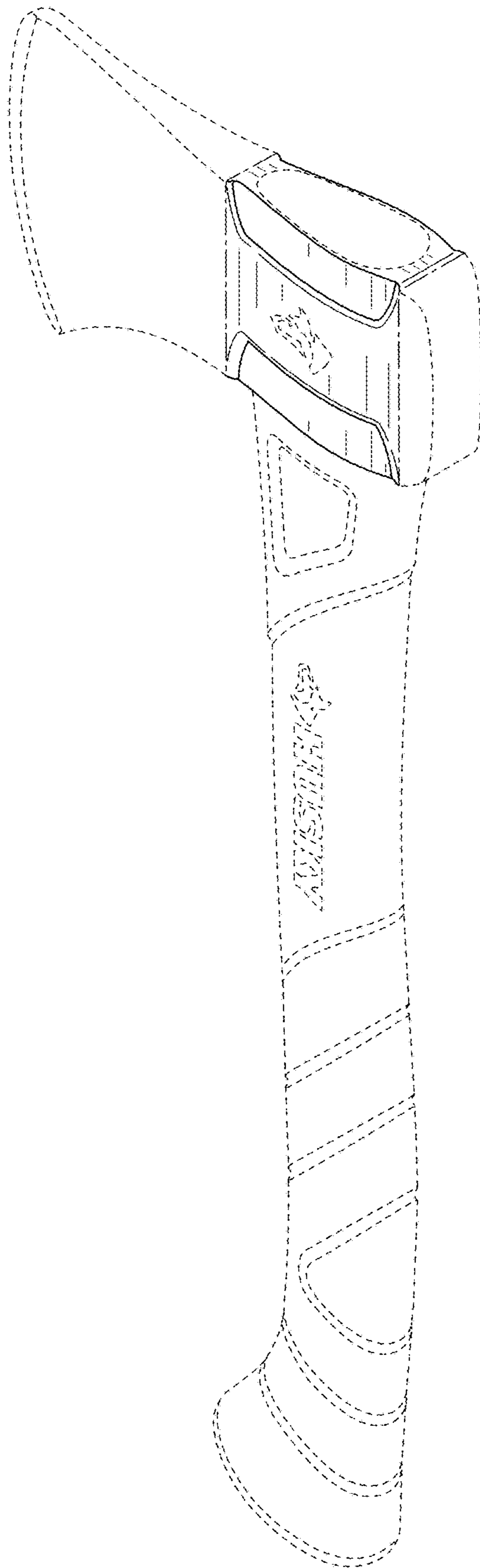


FIG. 1

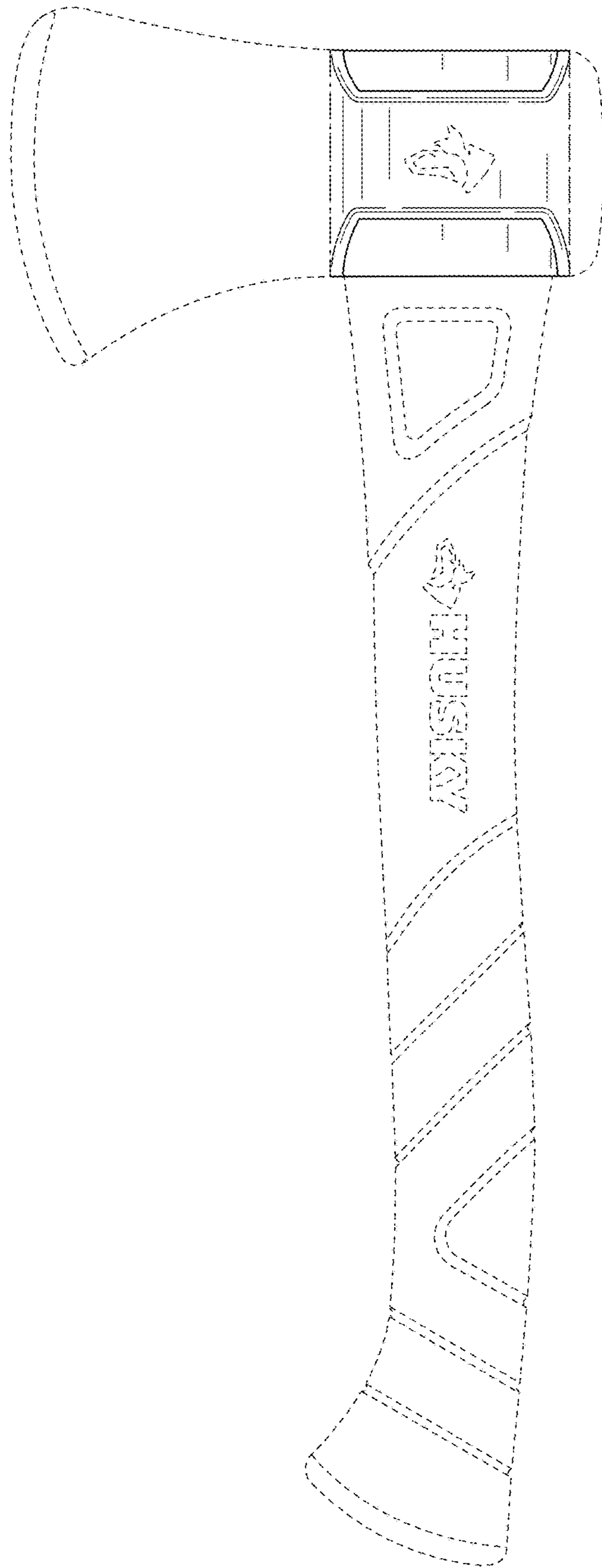


FIG. 2

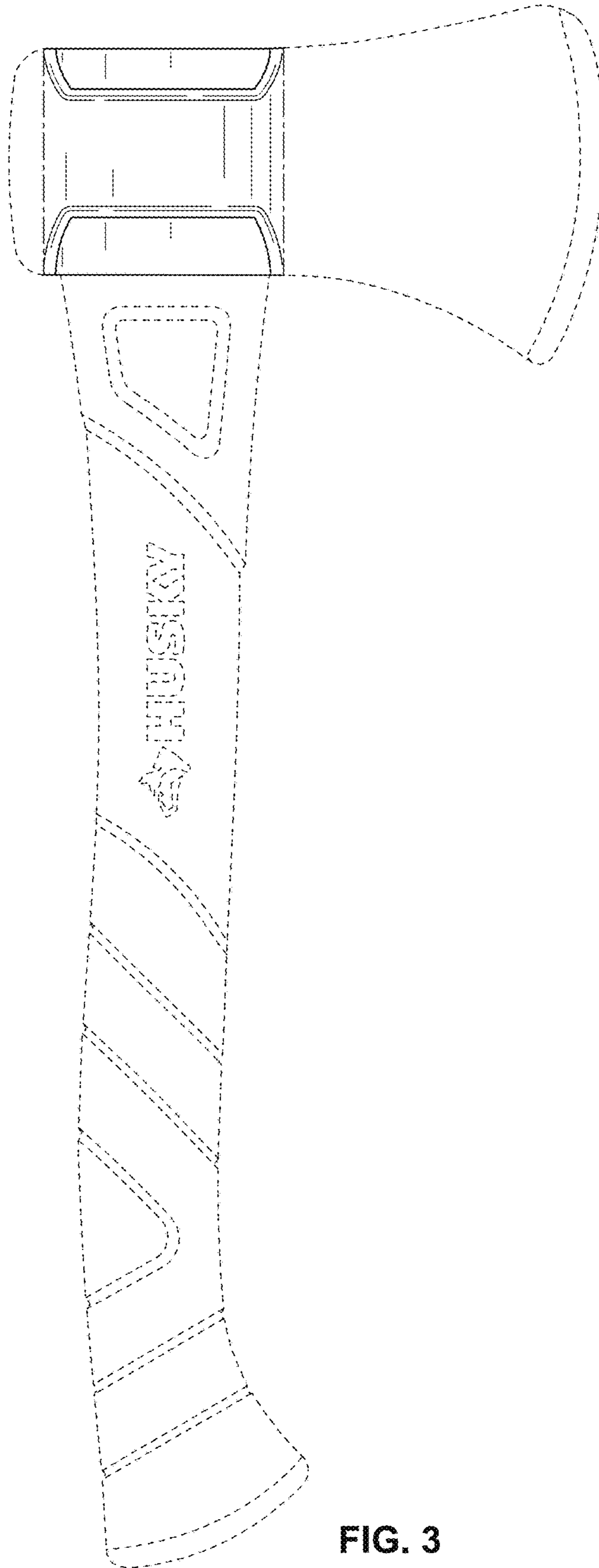


FIG. 3

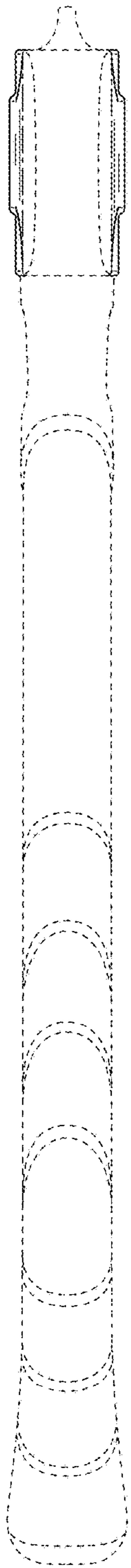


FIG. 4




FIG. 5

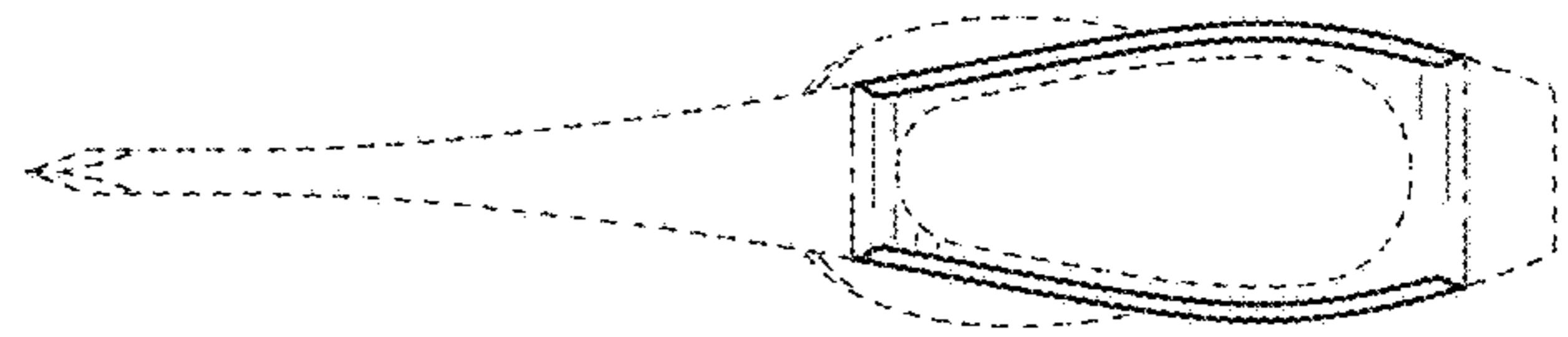


FIG. 6

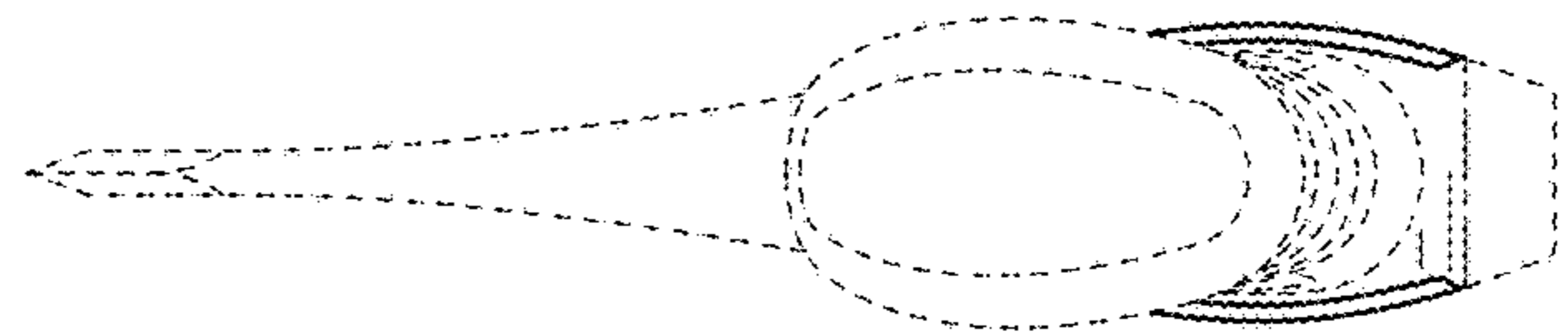


FIG. 7

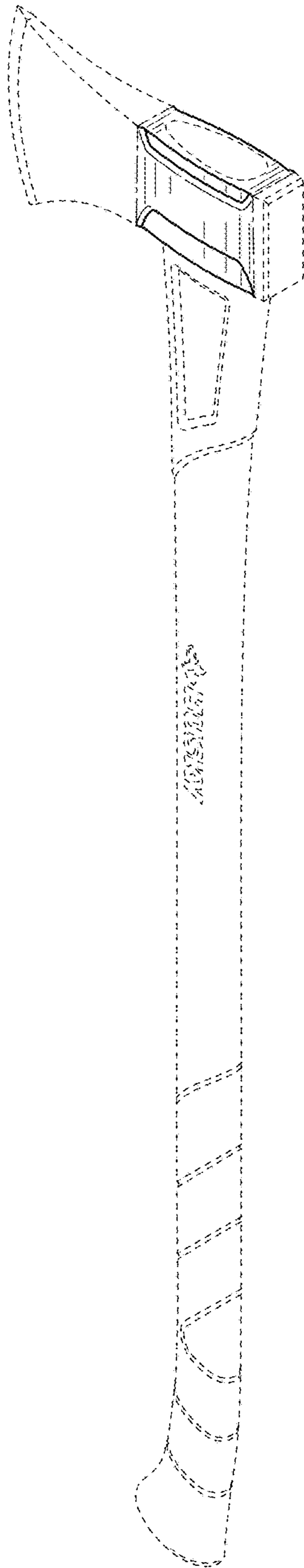


FIG. 8

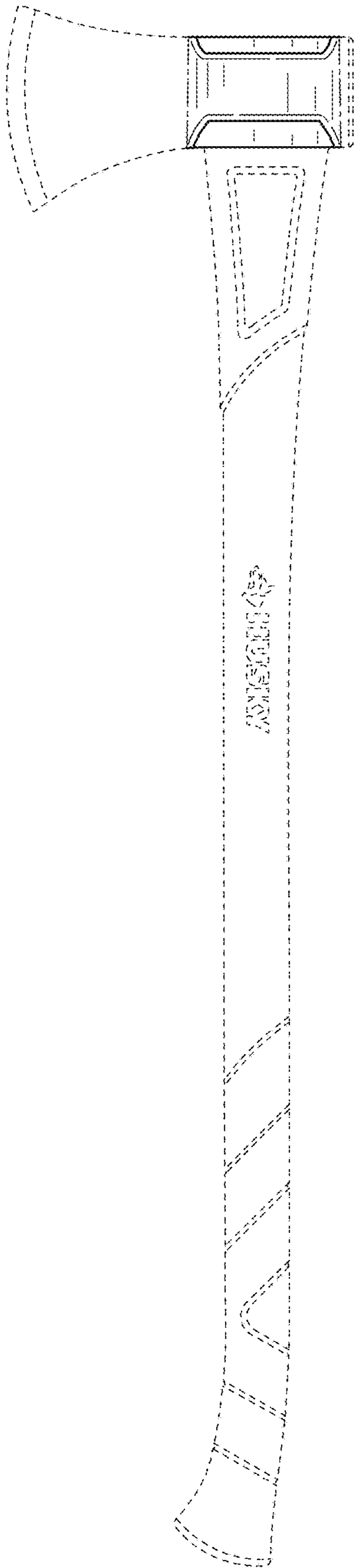


FIG. 9

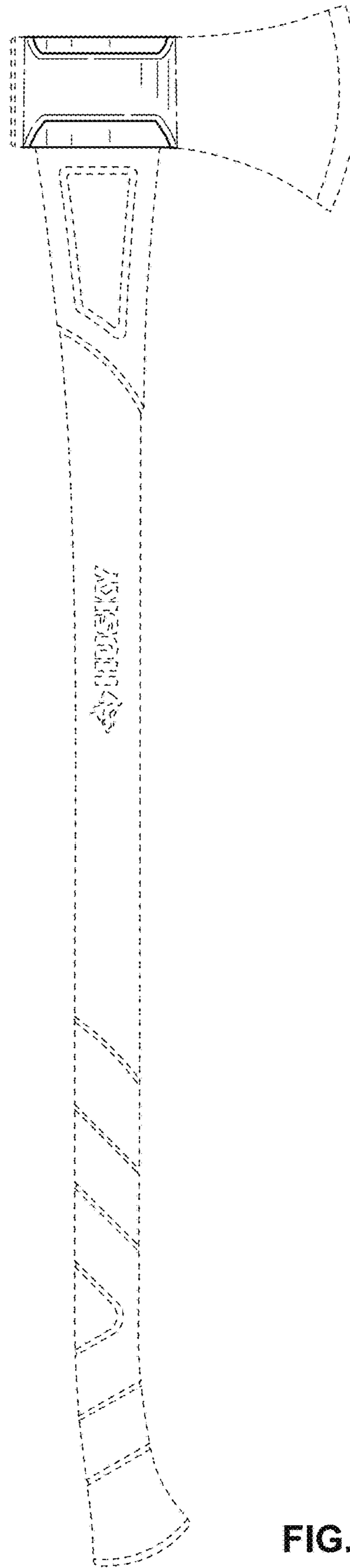


FIG. 10




FIG. 11

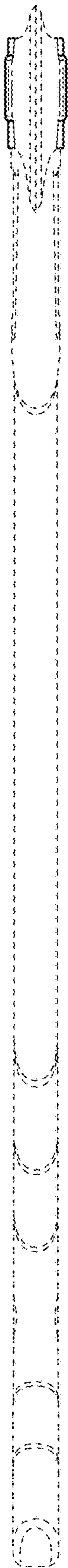


FIG. 12

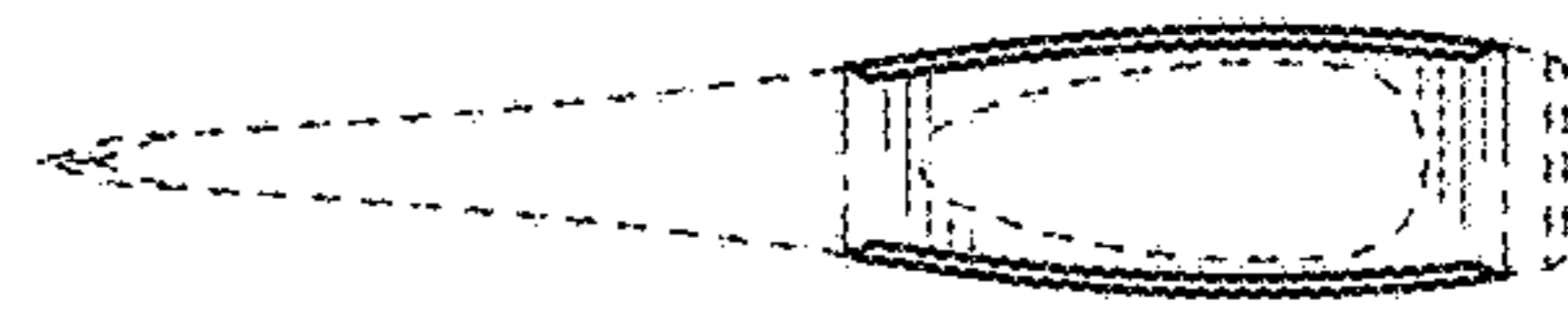


FIG. 13




FIG. 14

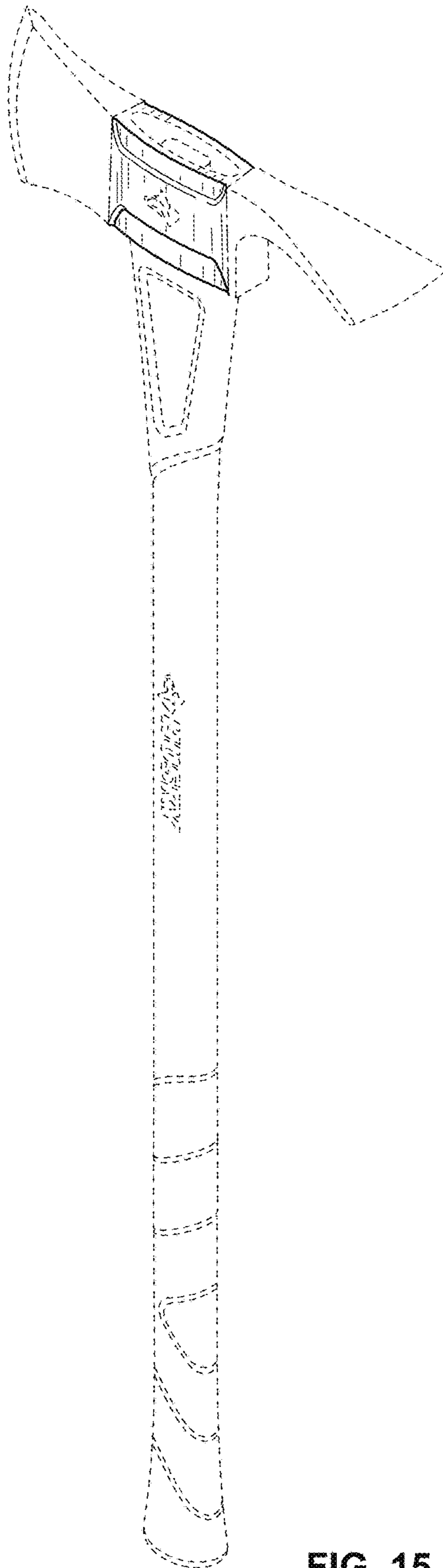
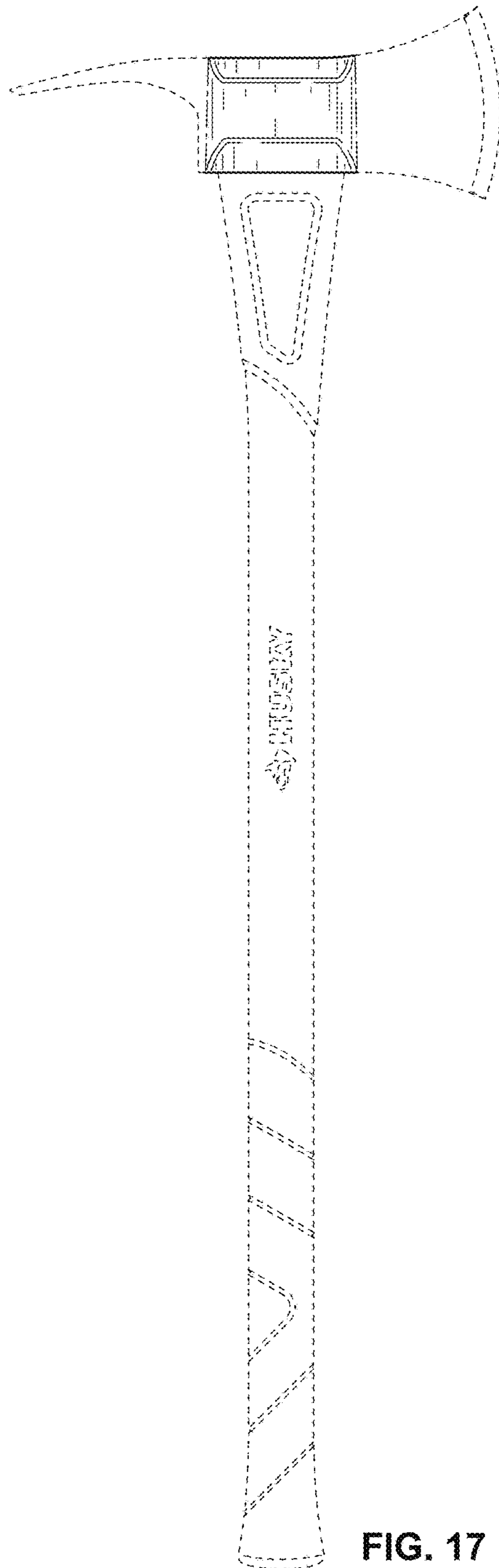
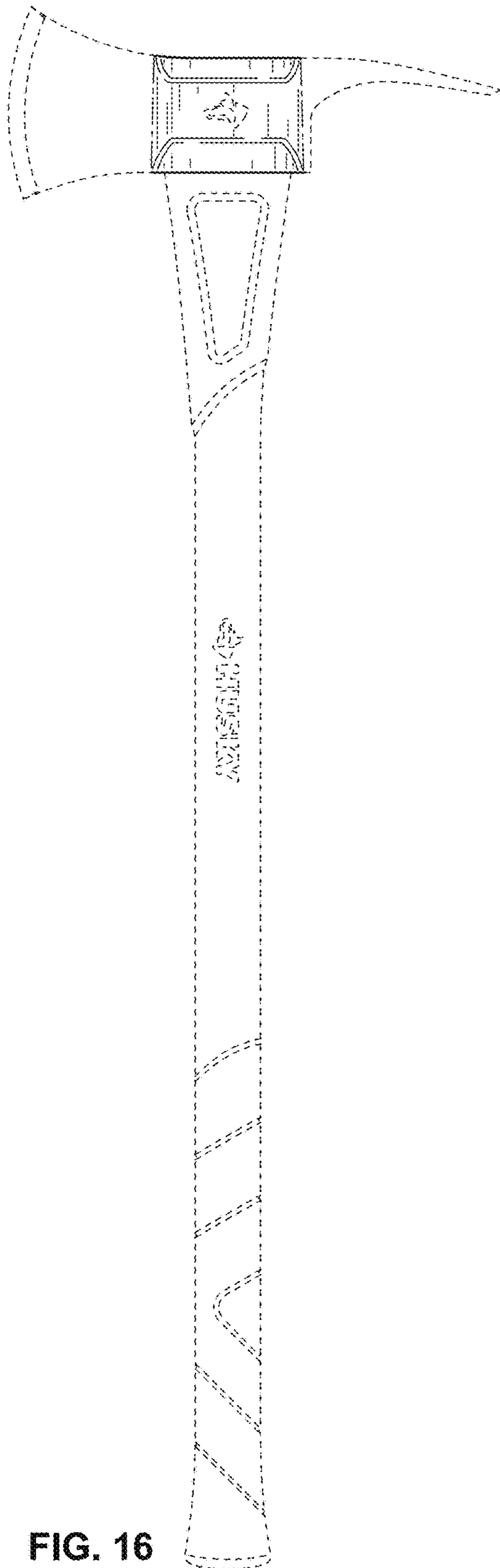


FIG. 15



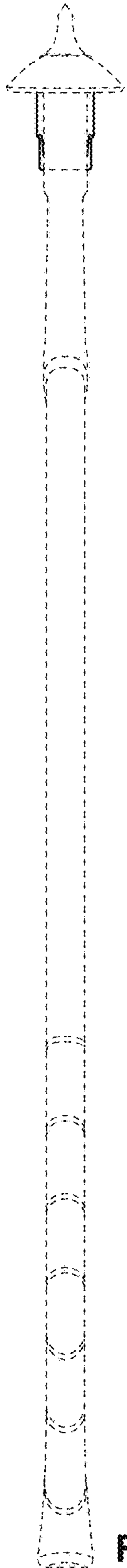


FIG. 18




FIG. 19

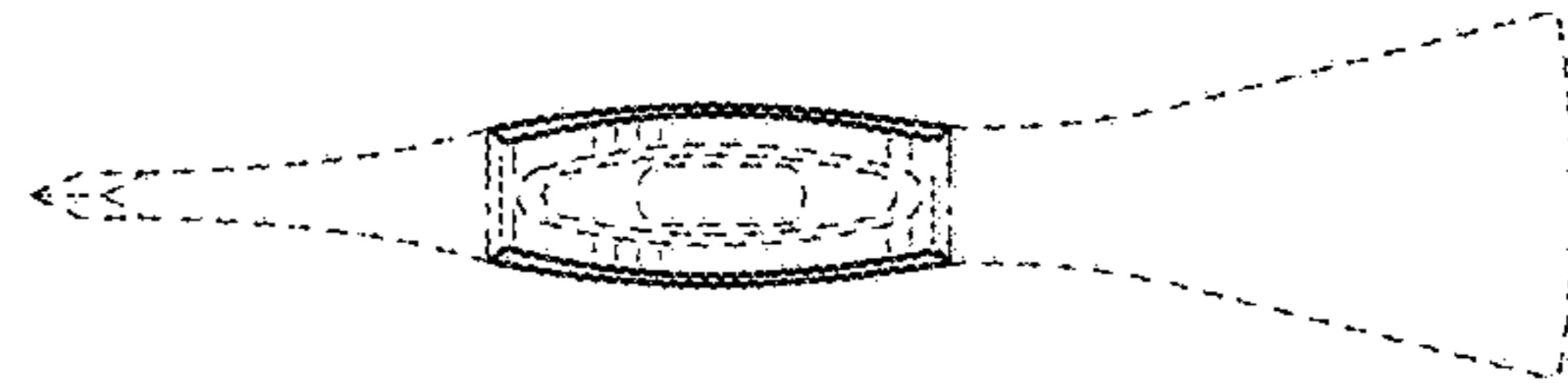


FIG. 20

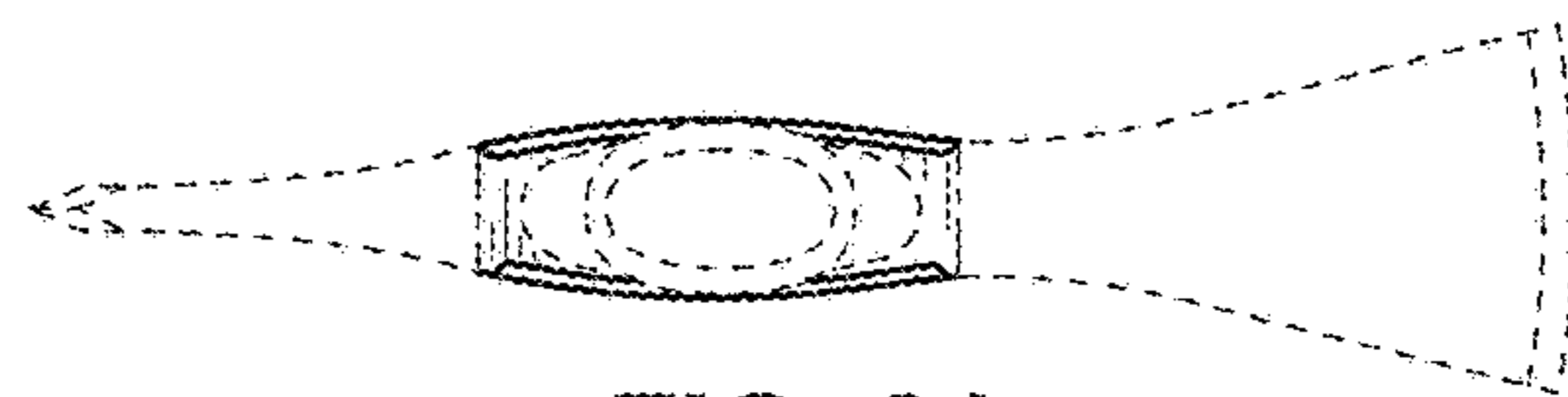


FIG. 21