



US00D820658S

(12) **United States Design Patent**
Golden

(10) **Patent No.:** **US D820,658 S**

(45) **Date of Patent:** **** Jun. 19, 2018**

(54) **SHARPENING TOOL**

(71) Applicant: **Jeremy Golden**, Live Oak, FL (US)

(72) Inventor: **Jeremy Golden**, Live Oak, FL (US)

(**) Term: **15 Years**

(21) Appl. No.: **29/588,832**

(22) Filed: **Dec. 23, 2016**

(51) **LOC (11) Cl.** **08-03**

(52) **U.S. Cl.**
USPC **D8/70**

(58) **Field of Classification Search**
USPC D8/14, 20, 47, 70; D15/21, 28, 29, 139;
D24/146; D32/46
CPC B62B 17/00; B24B 19/009; B24B 23/02;
B25D 3/00; B25D 11/102; B25D 17/005
See application file for complete search history.

(56) **References Cited**

U.S. PATENT DOCUMENTS

D228,732 S *	10/1973	Danielson	D8/70
3,906,683 A *	9/1975	Lepaw	B24B 27/00 451/234
D305,498 S *	1/1990	Lassiter	D15/139
D352,218 S *	11/1994	Nygards	D8/70
D403,940 S *	1/1999	Steinfeldt	D8/70
D477,763 S *	7/2003	Hebert	D8/70
D477,978 S *	8/2003	Hyde	D8/70
D523,313 S *	6/2006	Ellis	D8/70
D689,755 S *	9/2013	Quinn	D8/47
D699,089 S *	2/2014	Quinn	D8/47
D752,937 S *	4/2016	Schneider	D8/47
D756,741 S *	5/2016	Redondi	D8/70

D779,904 S *	2/2017	Schneider	D8/47
9,724,772 B2 *	8/2017	Wolfe	B23D 63/166
9,855,966 B2 *	1/2018	Welch	B62B 17/00
2005/0025595 A1 *	2/2005	Binder	B23B 51/00 408/233
2009/0071297 A1 *	3/2009	Irwin	B23D 63/162 76/36
2010/0095534 A1 *	4/2010	Saiz	B24B 23/005 30/272.1
2015/0266154 A1 *	9/2015	Lord	B24B 3/605 451/28

* cited by examiner

Primary Examiner — Darlington Ly

(74) *Attorney, Agent, or Firm* — Mark Malek; Widerman Malek, PL

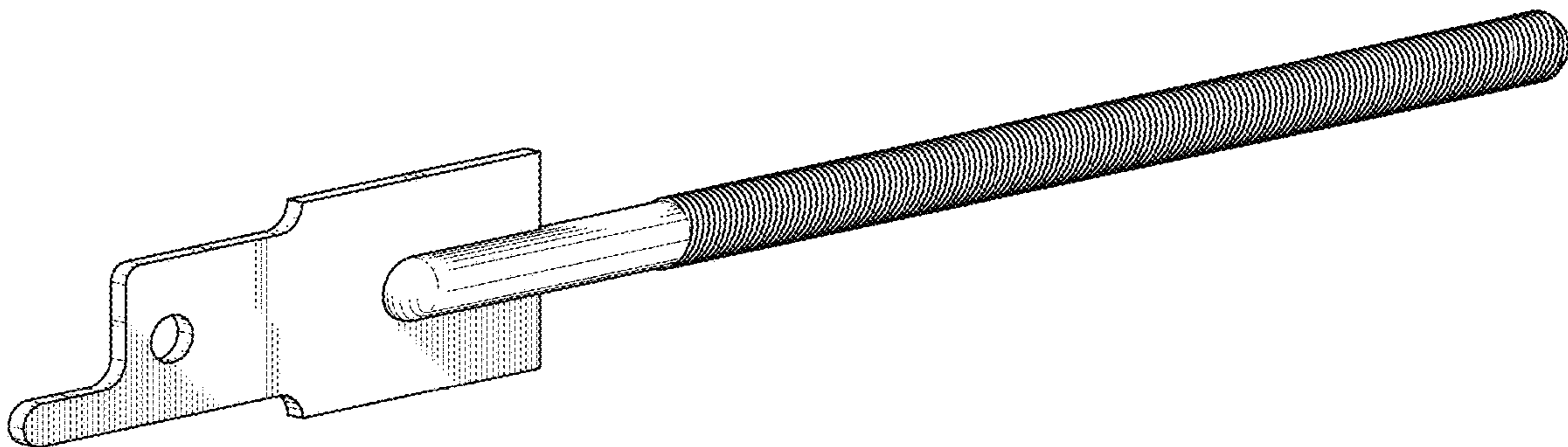
(57) **CLAIM**

The ornamental design for a sharpening tool, as shown and described.

DESCRIPTION

FIG. 1 is front perspective view of a sharpening tool showing my new design;
 FIG. 2 is a front elevation view thereof;
 FIG. 3 is a rear elevation view thereof;
 FIG. 4 is a right side elevation view thereof;
 FIG. 5 is a left side elevation view thereof;
 FIG. 6 is a top plan view thereof;
 FIG. 7 is a bottom plan view thereof; and,
 FIG. 8 is a rear elevation view thereof as chucked into an environmental power tool.
 The broken line showing of the power tool is provided for the purpose of illustrating environmental structure, of which does not form part of the claimed design.

1 Claim, 4 Drawing Sheets



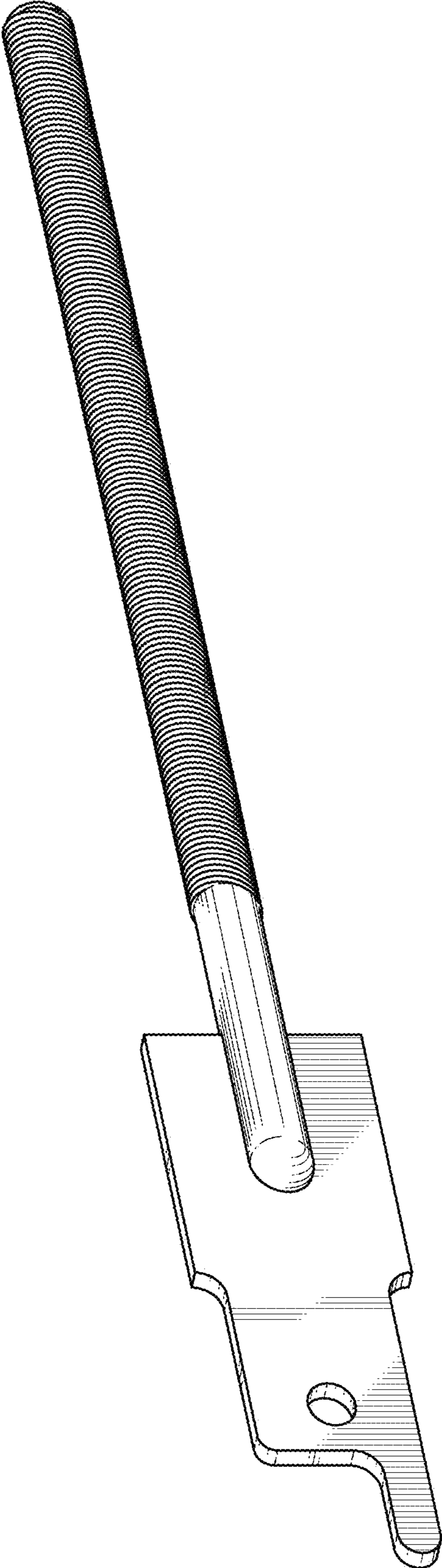


FIG. 1




FIG. 2




FIG. 3




FIG. 4




FIG. 5

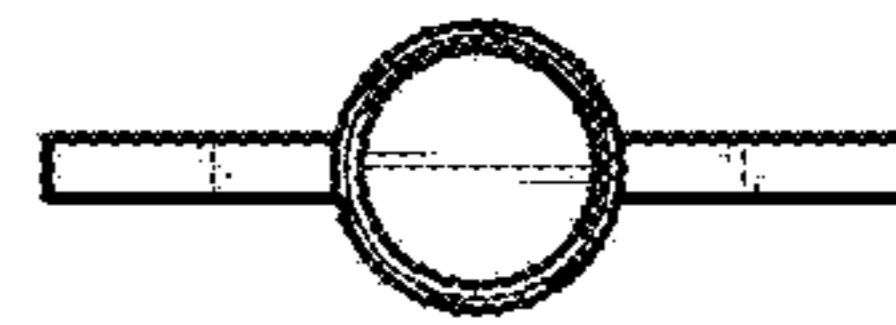


FIG. 6

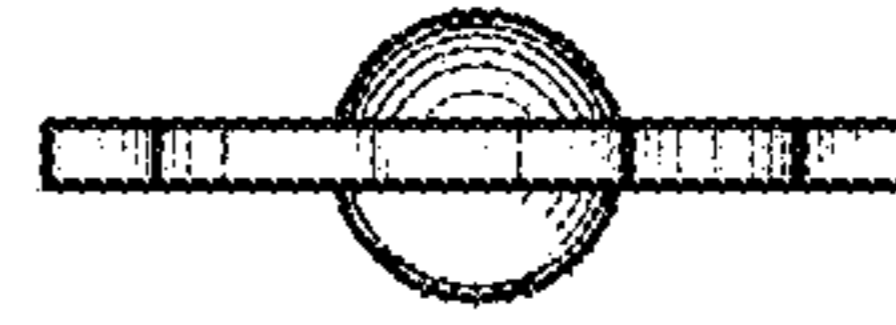


FIG. 7

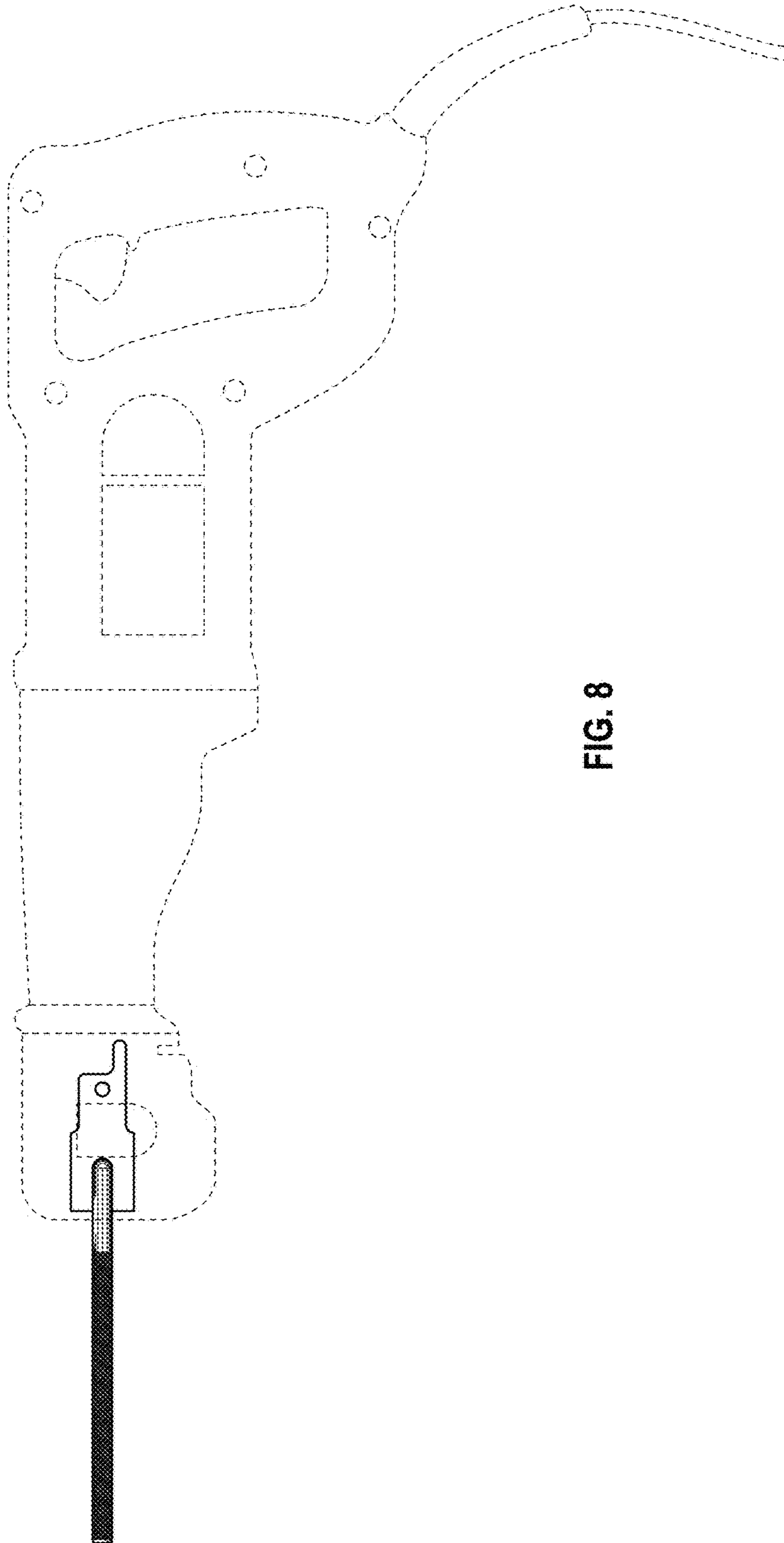


FIG. 8