



US00D820638S

(12) **United States Design Patent**  
**Chitayat et al.**

(10) **Patent No.:** **US D820,638 S**  
(45) **Date of Patent:** **\*\* Jun. 19, 2018**

(54) **BEVERAGE FILTER**

(71) Applicant: **FC Brands Limited**, Central Hong Kong (HK)

(72) Inventors: **David Denny Chitayat**, Shanghai (CN); **Pieter Schouten**, Berkeley, CA (US); **Heather Tomasetti Kauffman**, Larchmont, NY (US); **Tal Chitayat**, New York, NY (US)

(73) Assignee: **FC Brands Limited**, Central Hong Kong, Hong Kong (CN)

(\*\*) Term: **15 Years**

(21) Appl. No.: **29/593,599**

(22) Filed: **Feb. 10, 2017**

(51) **LOC (11) Cl.** ..... **07-99**

(52) **U.S. Cl.**  
USPC ..... **D7/400**

(58) **Field of Classification Search**  
USPC ..... D7/387, 397, 399, 400; D30/121, 124; D26/24, 37, 39

CPC ..... A47G 19/14; A47G 19/16; B65D 1/02; B67C 11/00

See application file for complete search history.

(56) **References Cited**

**U.S. PATENT DOCUMENTS**

D567,020 S \* 4/2008 Bodum ..... D7/387  
D663,580 S \* 7/2012 Vagnby ..... D7/400  
D671,563 S \* 11/2012 Moretto ..... D15/28  
D671,564 S \* 11/2012 Moretto ..... D15/28

D701,080 S \* 3/2014 Mills ..... D7/397  
D709,322 S \* 7/2014 Ross ..... D7/399  
D773,014 S \* 11/2016 Pale ..... D23/209  
D784,765 S \* 4/2017 Yao ..... D7/510  
2014/0013959 A1\* 1/2014 Fujii ..... A47G 19/16  
99/323

**OTHER PUBLICATIONS**

Filters| posted at Filters.co.uk [no posting date][online], [site visited Apr. 9, 2018]. Available from Internet, <URL:http://www.filters.co.uk/gallery/images.php>.\*

\* cited by examiner

*Primary Examiner* — Derrick Holland

*Assistant Examiner* — Andrew Kerr

(74) *Attorney, Agent, or Firm* — Pierce Atwood LLP

(57) **CLAIM**

The ornamental design for a beverage filter, as shown and described.

**DESCRIPTION**

FIG. 1 is a perspective view of a beverage filter showing the design;

FIG. 2 is a rear elevation view thereof;

FIG. 3 is a front elevation view thereof;

FIG. 4 is a left elevation view thereof;

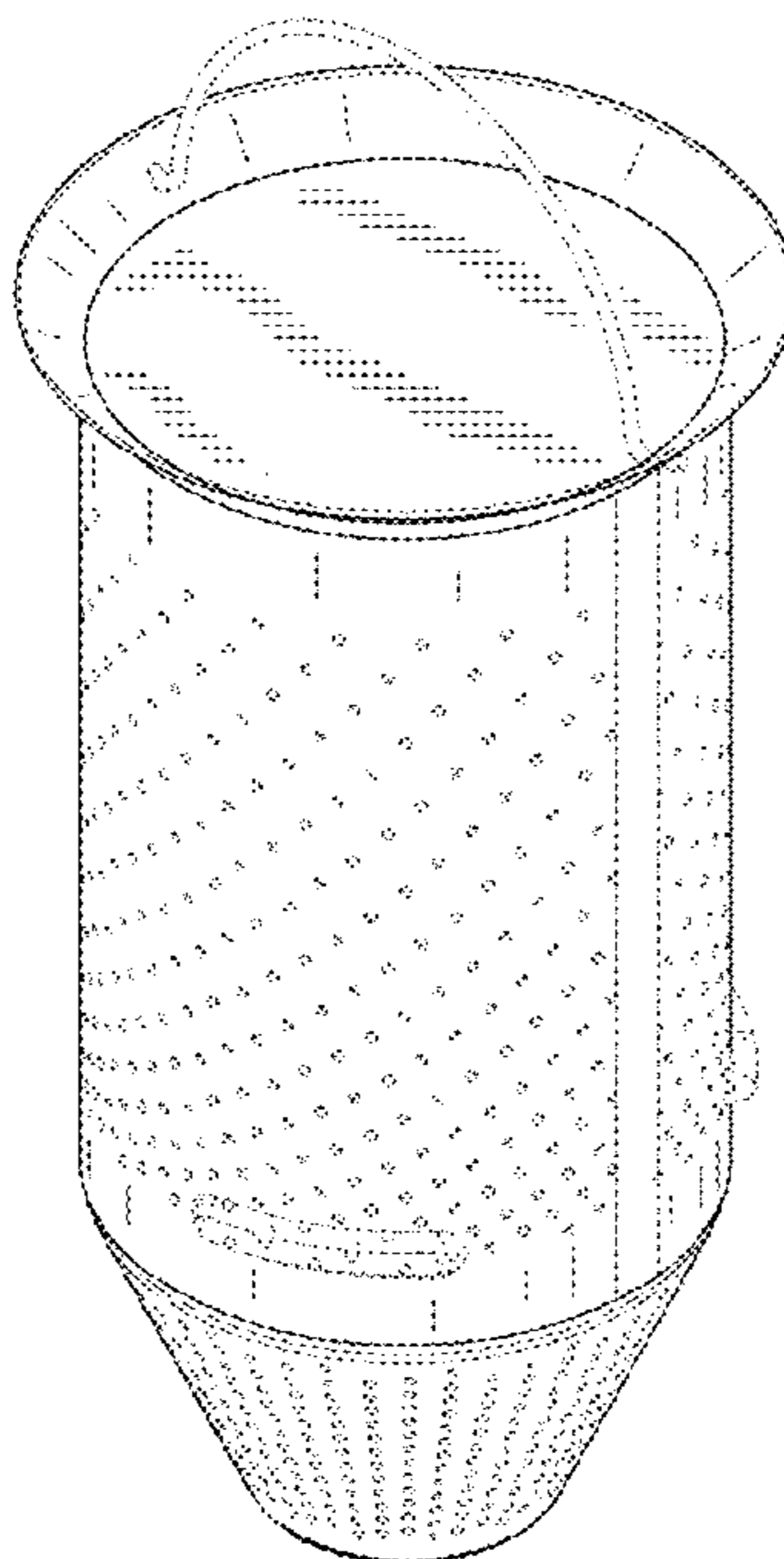
FIG. 5 is a right elevation view thereof;

FIG. 6 is a top plan view thereof; and,

FIG. 7 is a bottom plan view thereof.

Broken lines in the drawings are for the purpose of illustrating environmental structure and form no part of the claimed design.

**1 Claim, 6 Drawing Sheets**



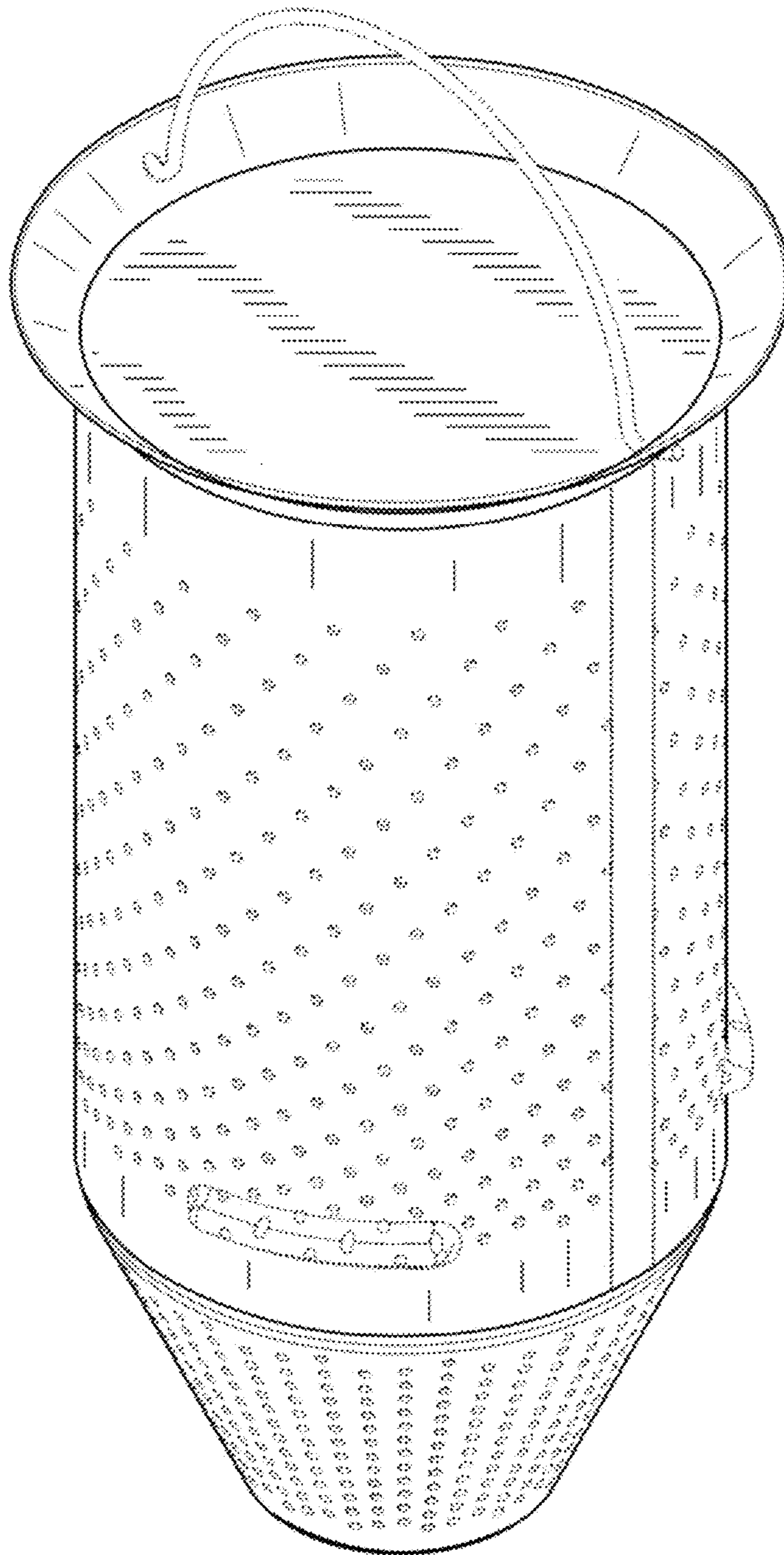


FIG. 1




FIG. 2




FIG. 3




FIG. 4




FIG. 5

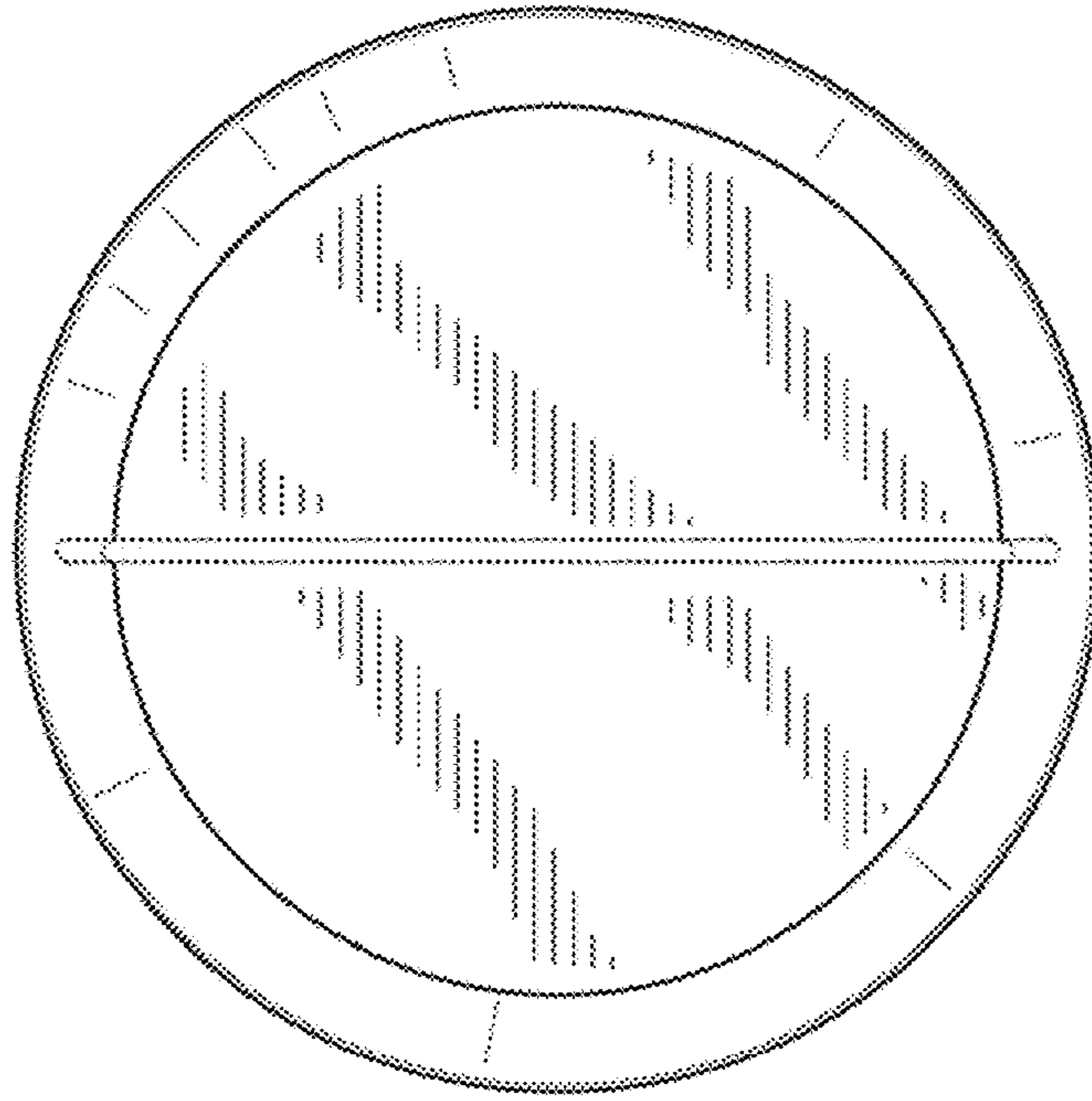


FIG. 6

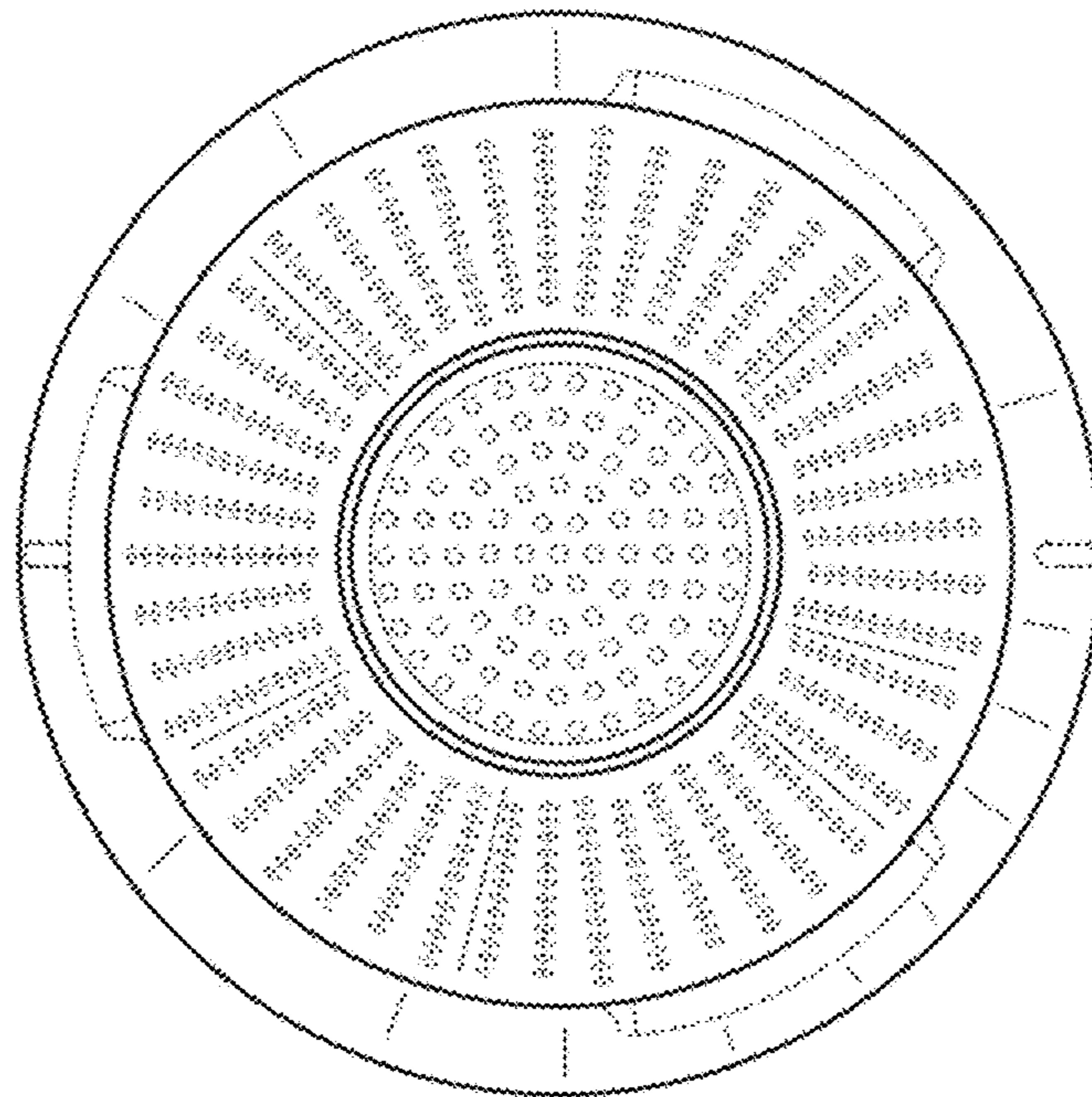


FIG. 7