



US00D820630S

(12) **United States Design Patent**
De Palma et al.

(10) **Patent No.:** **US D820,630 S**
(45) **Date of Patent:** **** Jun. 19, 2018**

(54) **BACON COOKER**

(71) Applicant: **DePalma Enterprises Inc.**, San Clemente, CA (US)

(72) Inventors: **Robert De Palma**, San Clemente, CA (US); **Roxanne DePalma**, San Clemente, CA (US)

(73) Assignee: **DEPALMA ENTERPRISES, INC.**, San Clemente, CA (US)

(**) Term: **15 Years**

(21) Appl. No.: **29/590,937**

(22) Filed: **Jan. 13, 2017**

(51) **LOC (11) Cl.** **07-02**

(52) **U.S. Cl.**
USPC **D7/354**

(58) **Field of Classification Search**
USPC D7/323, 354–363, 391, 393–396, 409, D7/557; D11/143; D30/127, 129, 132
CPC A01G 27/00; A47G 19/12; A47J 27/00; A47J 27/002; A47J 27/04; A47J 27/08; A47J 27/21; A47J 27/58; A47J 36/025; A47J 36/06; A47J 36/12; A47J 37/00; A47J 37/10; A47J 37/101; A47J 37/103; A47J 37/12; A47J 37/1204; A47J 45/061; A47J 45/071; A47J 45/08; H05B 6/12
See application file for complete search history.

(56) **References Cited**

U.S. PATENT DOCUMENTS

D210,236 S * 2/1968 Bergeron D7/363
4,991,345 A * 2/1991 Bloch A01G 27/00
47/65.5

D488,741 S * 4/2004 Moya D11/143
D522,807 S * 6/2006 Dow D7/361
D527,954 S * 9/2006 Roth D7/557
D559,472 S * 1/2008 Abinanti D30/129
D676,614 S * 2/2013 Fields D30/127
D681,888 S * 5/2013 Fang D30/132
2004/0200359 A1 * 10/2004 Snider A47J 27/04
99/446

* cited by examiner

Primary Examiner — Ricky Pham

(74) *Attorney, Agent, or Firm* — Lewis Brisbois Bisgaard & Smith LLP; Howard M. Gitten

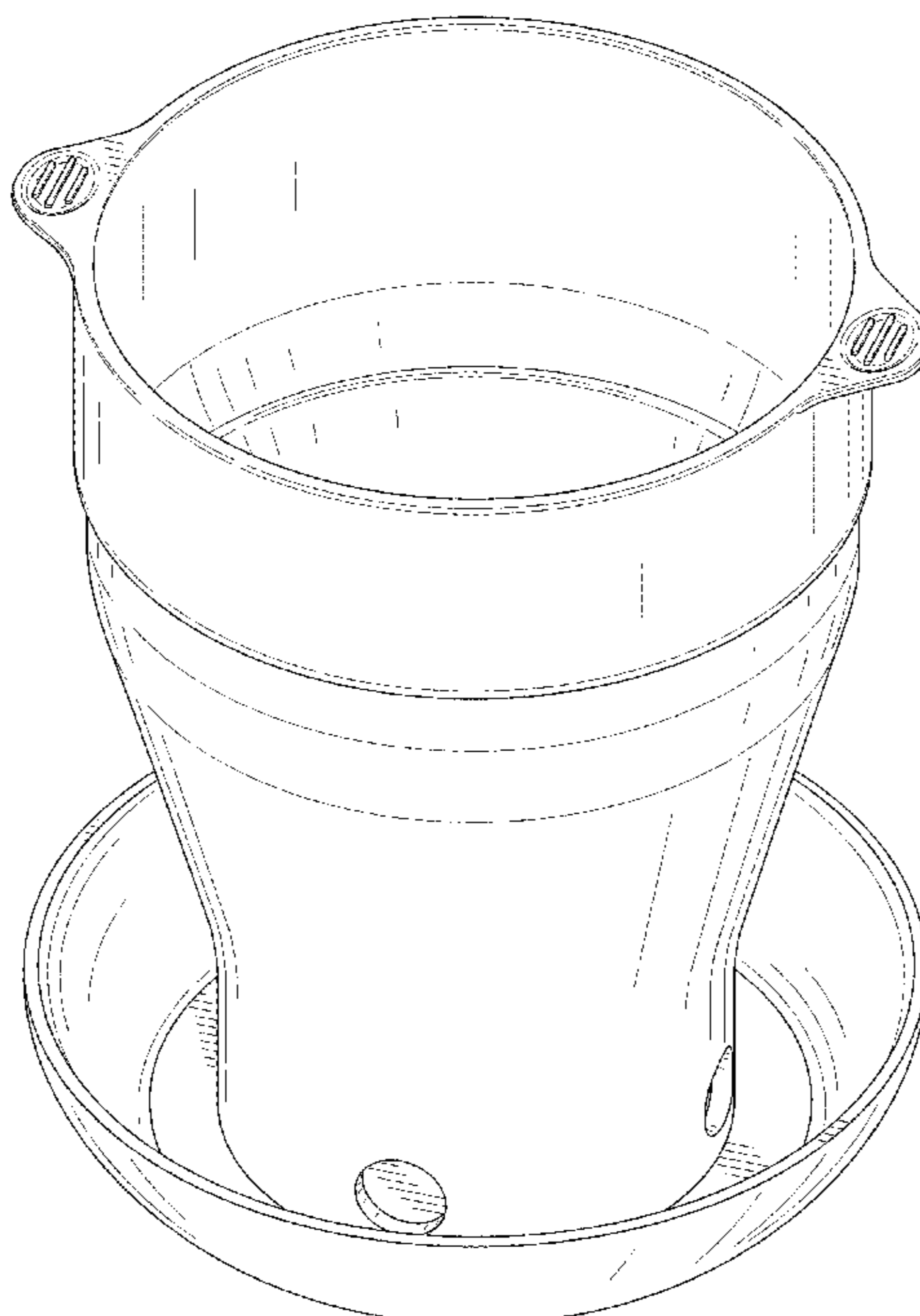
(57) **CLAIM**

The ornamental design of a bacon cooker, as shown and described.

DESCRIPTION

FIG. 1 is a perspective view of a bacon cooker, in accordance with the invention;
FIG. 2 is a front plan view thereof; the rear plan view being a mirror image thereof;
FIG. 3 is a right side elevation view thereof; the left side elevational view being a mirror image thereof;
FIG. 4 is a top plan view thereof; and,
FIG. 5 is a bottom plan view thereof in accordance with the invention.

1 Claim, 5 Drawing Sheets



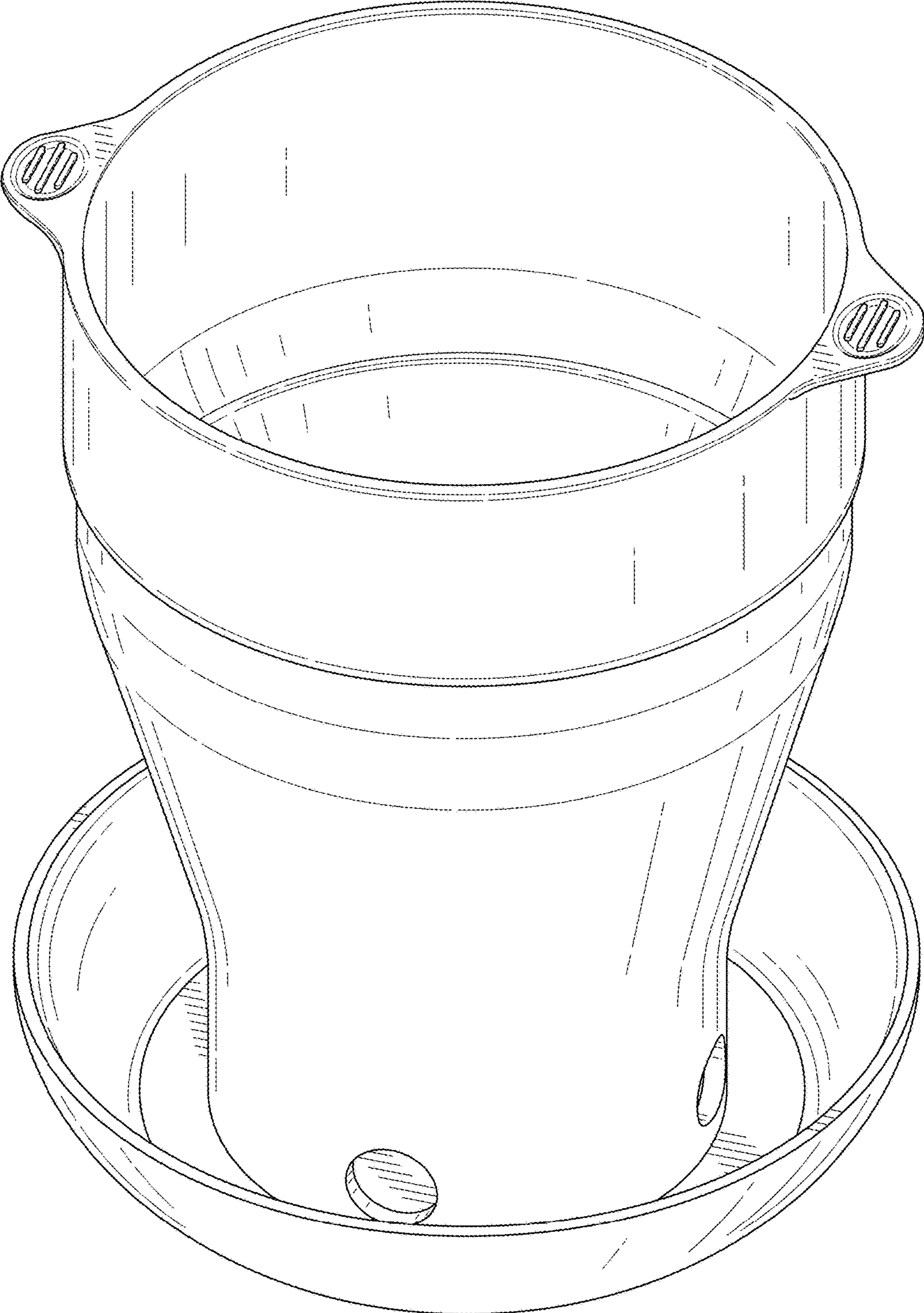


FIG. 1

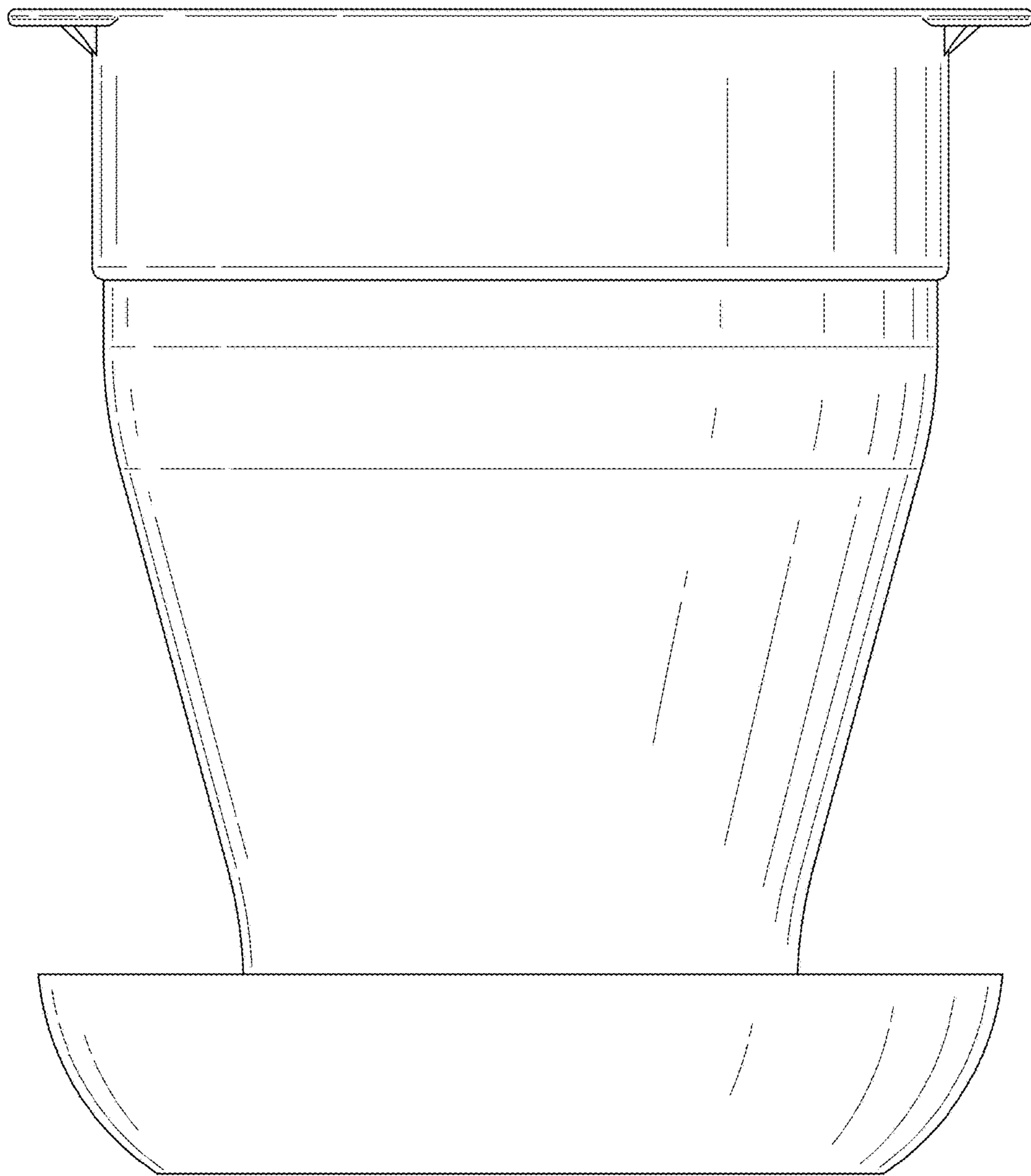


FIG. 2

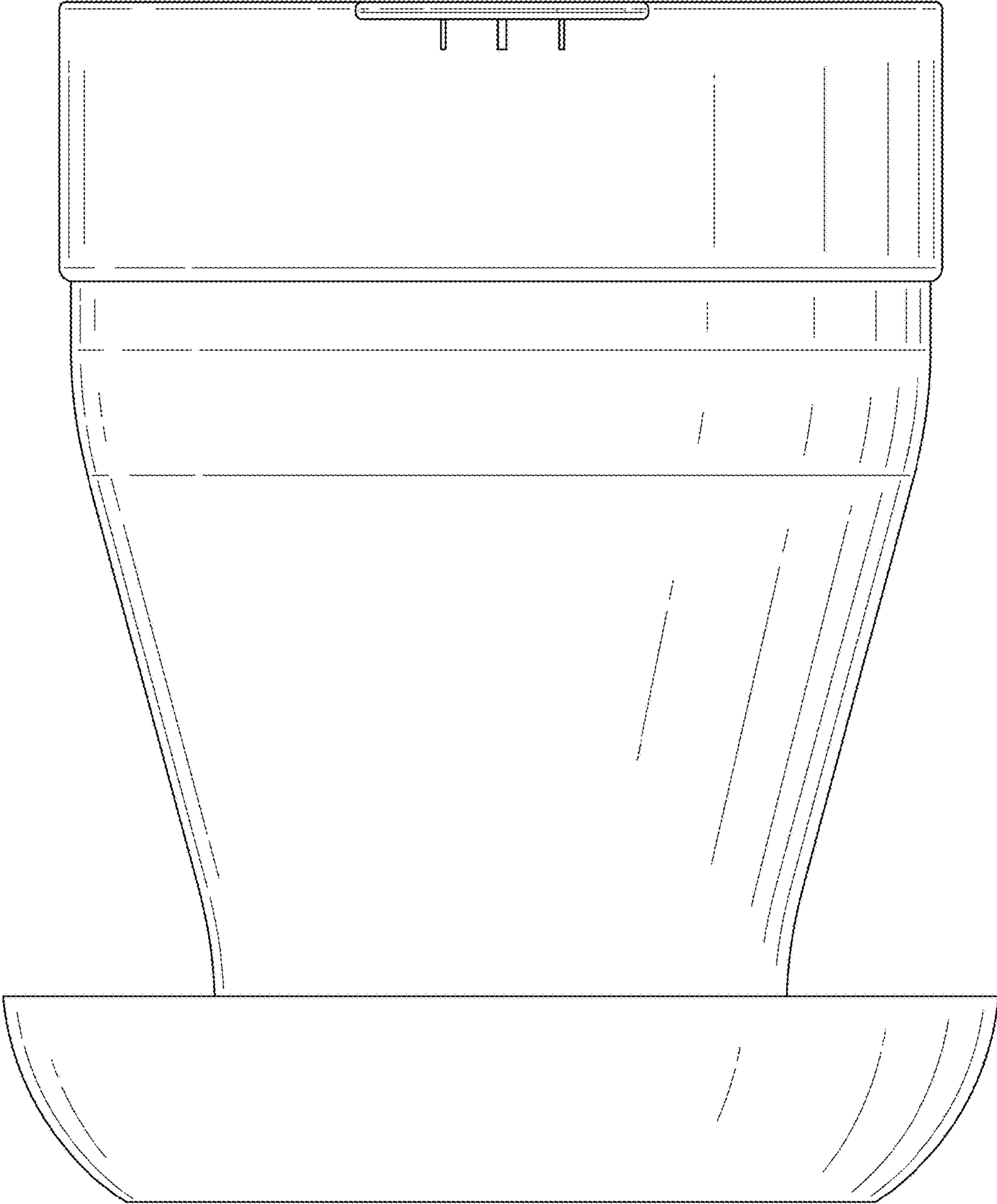


FIG. 3

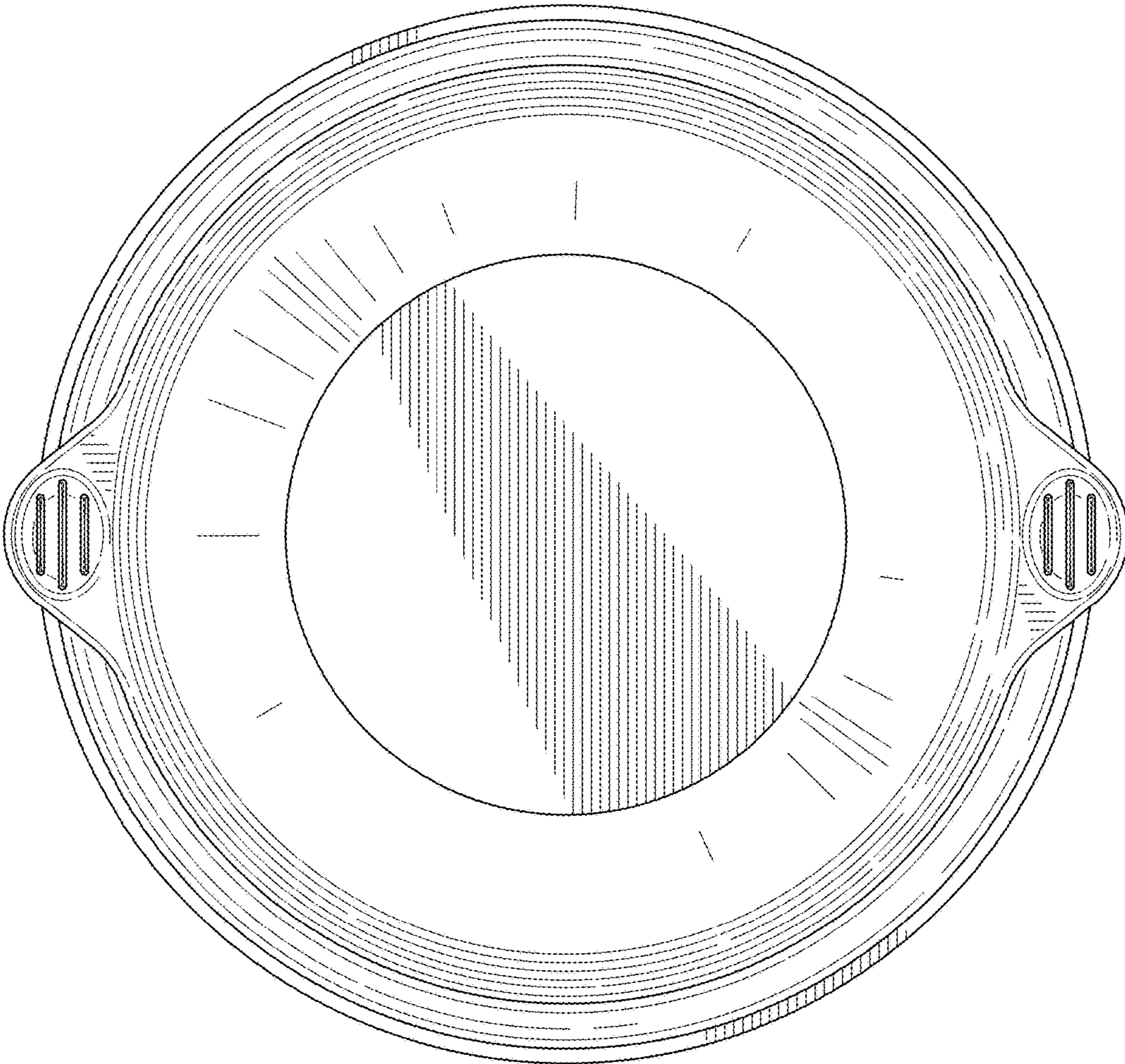


FIG. 4

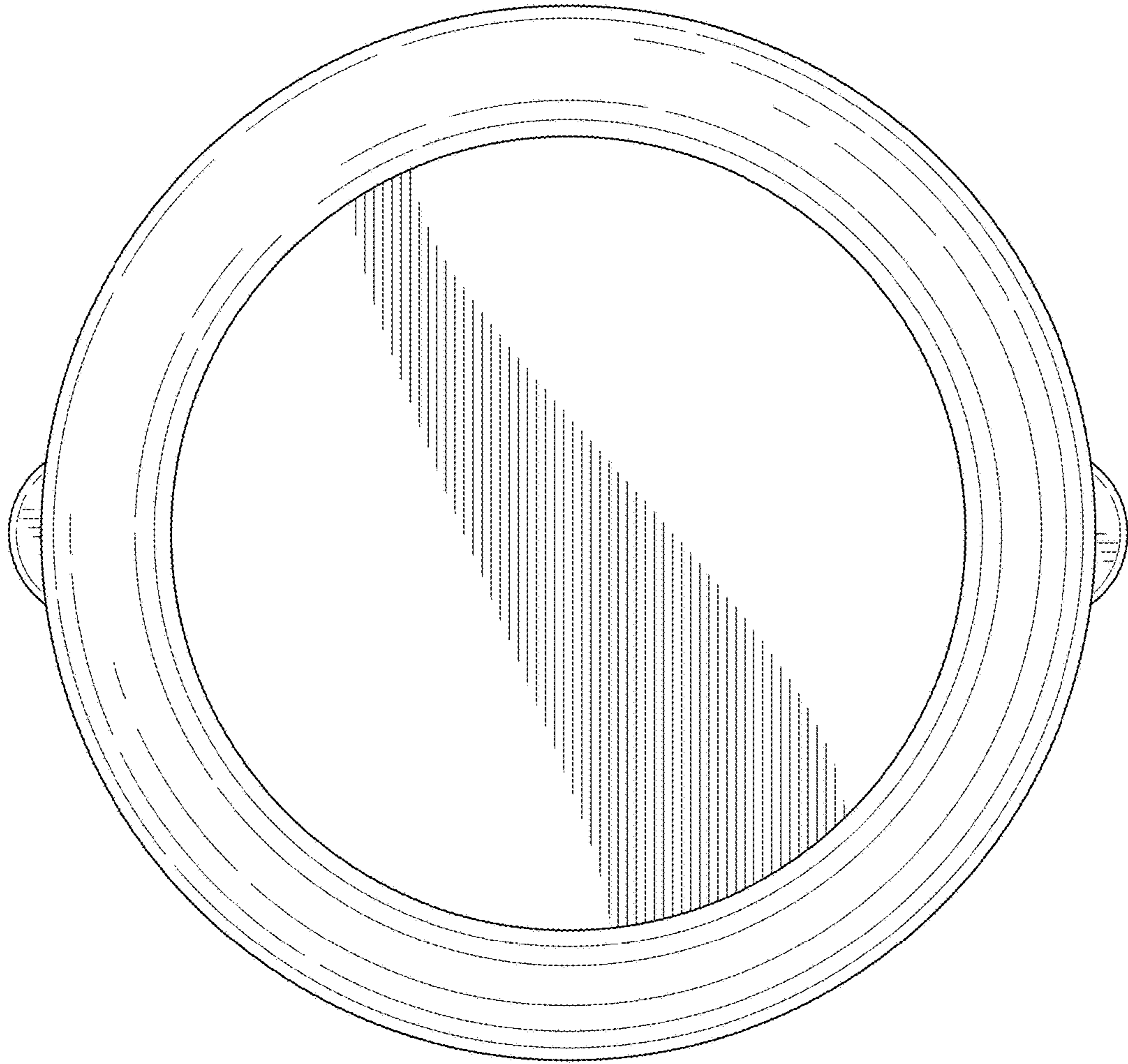


FIG. 5