



US00D820616S

(12) **United States Design Patent**
Nussbaum et al.

(10) **Patent No.:** **US D820,616 S**
(45) **Date of Patent:** **** Jun. 19, 2018**

(54) **GUN RACK**

(71) Applicants: **Mike Nussbaum**, Waveland, MS (US);
Neal Cain, Dohlonoga, GA (US)

(72) Inventors: **Mike Nussbaum**, Waveland, MS (US);
Neal Cain, Dohlonoga, GA (US)

(**) Term: **15 Years**

(21) Appl. No.: **29/606,082**

(22) Filed: **Jun. 1, 2017**

(51) **LOC (11) Cl.** **06-04**

(52) **U.S. Cl.**
USPC **D6/552**

(58) **Field of Classification Search**
USPC D6/552; D22/108, 109, 199; 42/99;
89/37.04; 211/13.1, 60.1, 64; 248/206.5,
248/309.4, 467, 537, 683; D21/223
CPC ... B60R 7/14; B60R 5/04; B60R 11/00; F41A
23/10; F41A 23/18; F41A 17/44; F41A
23/16; F41A 29/00

See application file for complete search history.

(56) **References Cited**

U.S. PATENT DOCUMENTS

D355,991 S * 3/1995 Helm D34/6
D372,287 S * 7/1996 Sofie D21/789

D375,644 S * 11/1996 Foster D6/552
D551,005 S * 9/2007 Walterscheid D6/552
D633,978 S * 3/2011 Vande Noord D22/108
D802,330 S * 11/2017 Michalak D6/552

* cited by examiner

Primary Examiner — Wan Laymon

Assistant Examiner — Mark Booker

(74) *Attorney, Agent, or Firm* — J. Tood Rushton

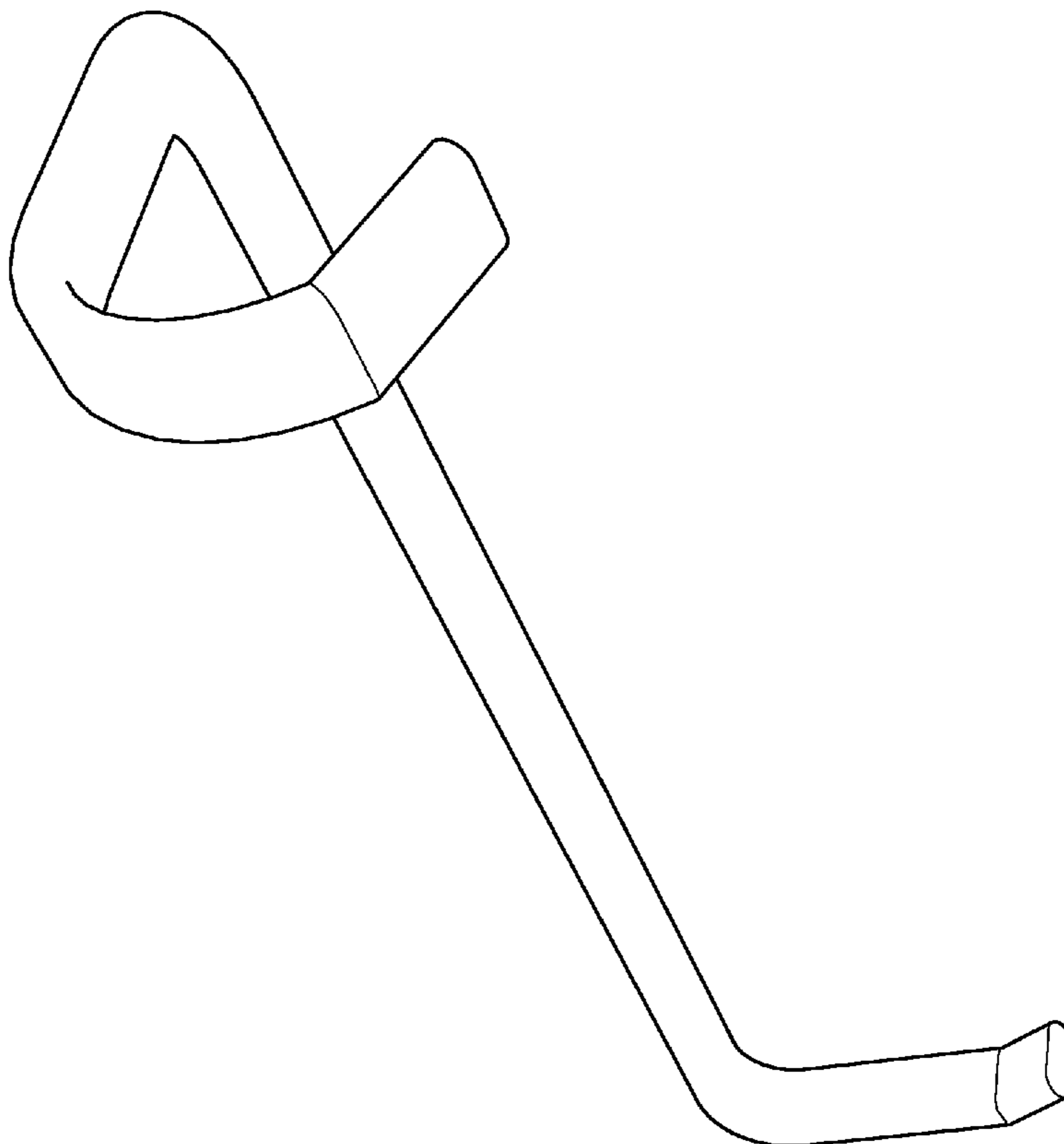
(57) **CLAIM**

The ornamental design for a gun rack, as shown and described.

DESCRIPTION

FIG. 1 is a perspective view of a gun rack,
FIG. 2 is a top view of a gun rack,
FIG. 3 is a right side view of a gun rack,
FIG. 4 is a left side view of a gun rack,
FIG. 5 is a front view of a gun rack; and,
FIG. 6 is a back view of gun rack.

1 Claim, 5 Drawing Sheets



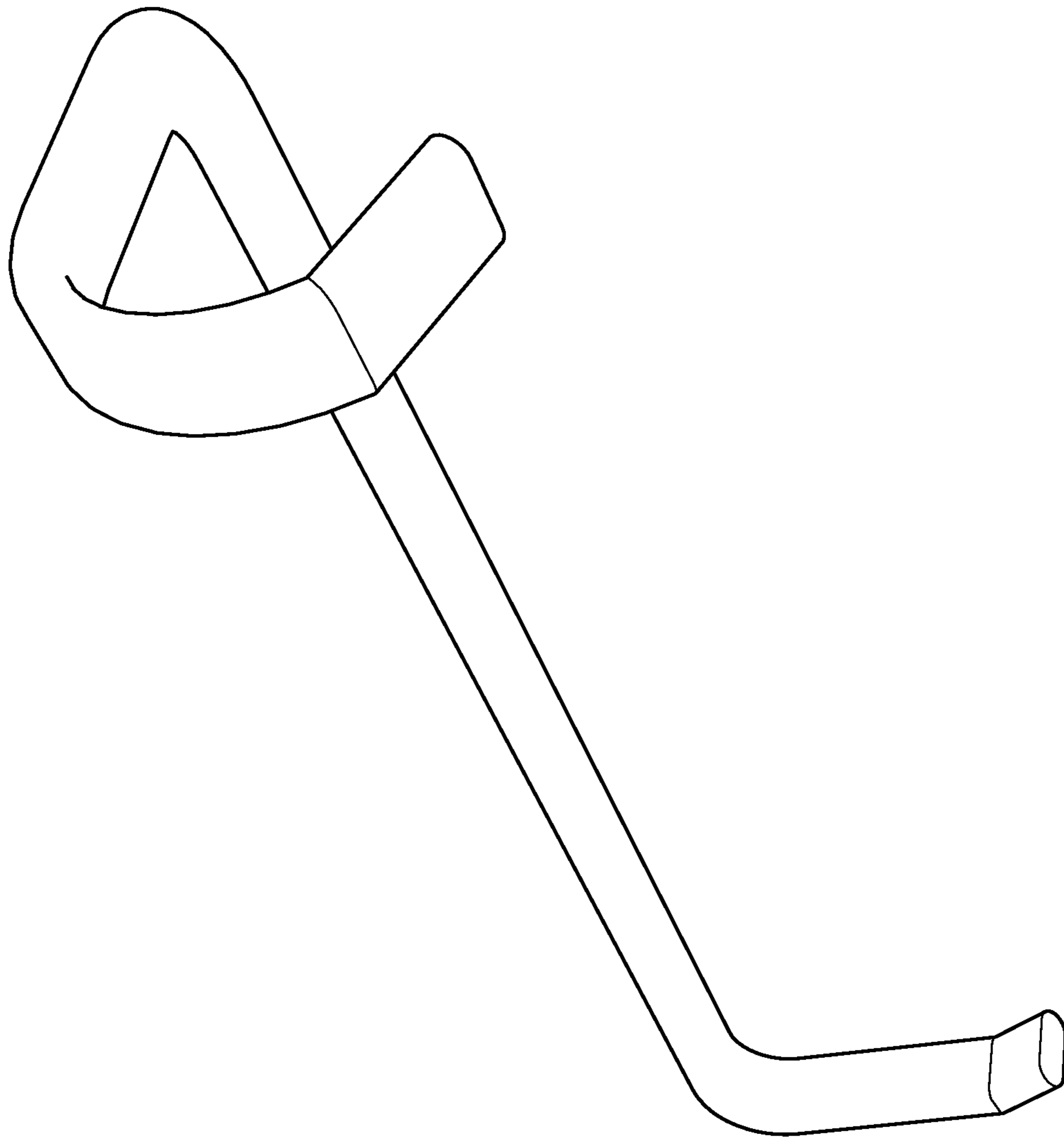


Fig. 1




Fig. 2

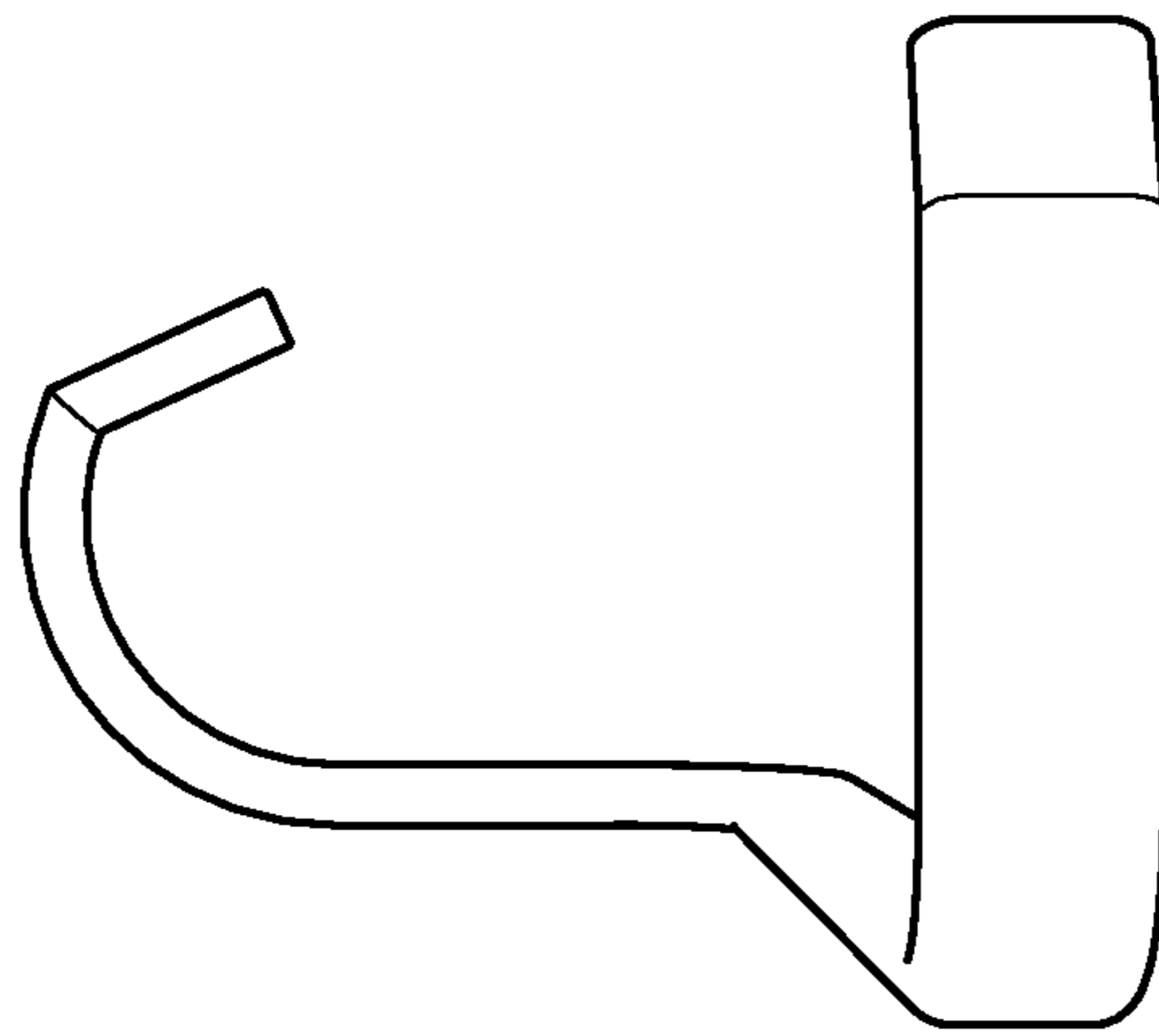


Fig. 3

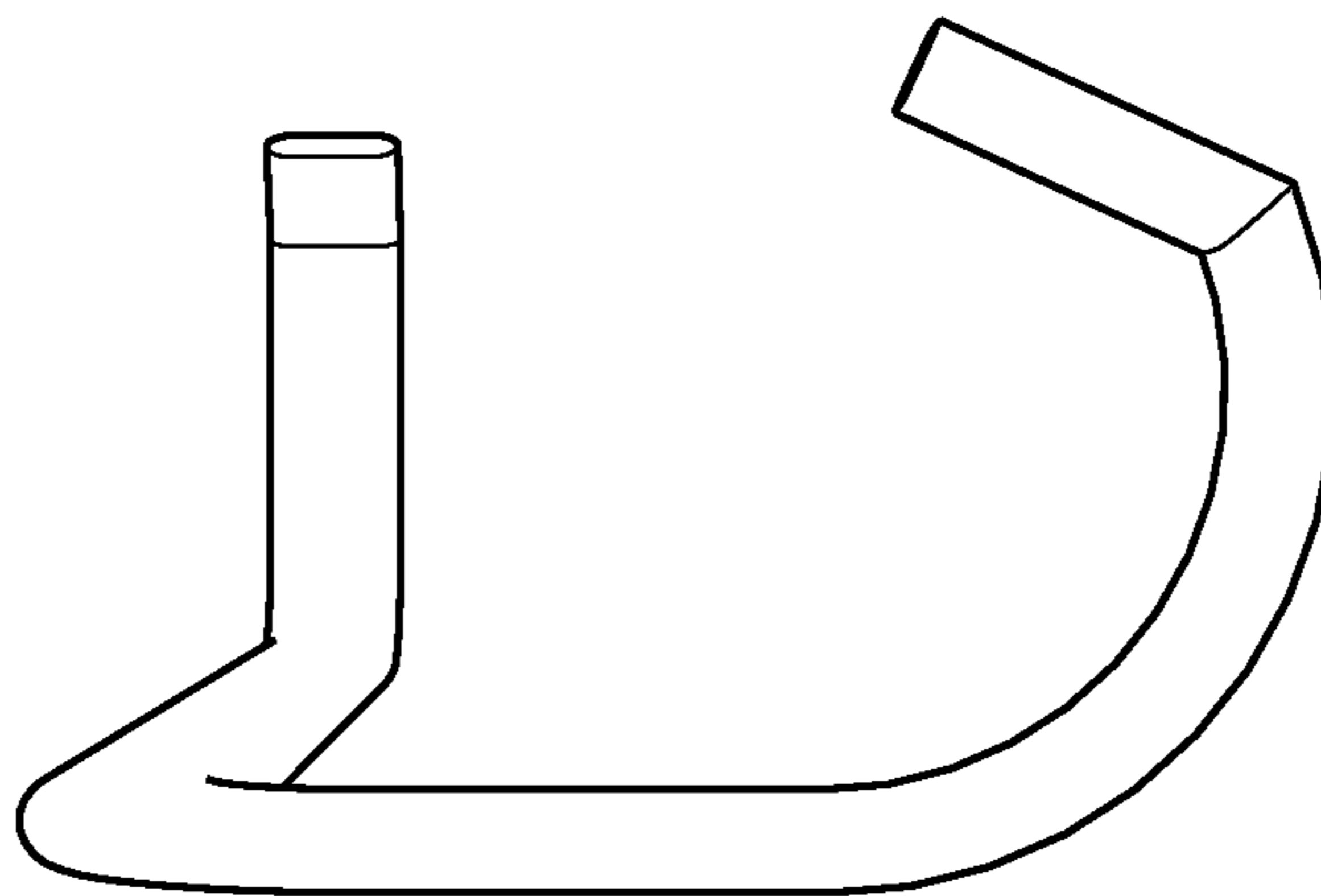


Fig. 4




Fig. 5



Fig. 6