



US00D820605S

(12) **United States Design Patent**
Hassman

(10) **Patent No.:** **US D820,605 S**
(45) **Date of Patent:** **** Jun. 19, 2018**

- (54) **HANGING GOLF BALL CHAIR**
- (71) Applicant: **Ellen Hassman**, Hollywood, FL (US)
- (72) Inventor: **Ellen Hassman**, Hollywood, FL (US)
- (**) Term: **15 Years**
- (21) Appl. No.: **29/606,767**
- (22) Filed: **Jun. 7, 2017**
- (51) **LOC (11) Cl.** **06-01**
- (52) **U.S. Cl.**
USPC **D6/345; D6/347**
- (58) **Field of Classification Search**
USPC D6/345, 347, 344, 351, 358, 388, 404,
D6/658, 665, 674, 688, 703.6, 707.1,
D6/708.1, 709.1, 717.1, 718.15, 718.27,
D6/539, 597, 303, 316; D10/6;
D21/315, 318, 319, 708, 709, 712, 713,
D21/780, 816, 825, 831, 836; D11/48,
D11/81, 99, 133, 157; D20/29; D9/516,
D9/549, 550, 563
CPC A47D 13/105; A47D 13/107; A47C 1/00;
A47C 3/00; A47C 3/02; A47C 3/025;
A47C 3/0255
See application file for complete search history.

D369,476 S *	5/1996	Quill	D6/344
6,116,682 A *	9/2000	Baur	A47C 3/12
				297/118
D469,628 S *	2/2003	Strohfus	D6/674
D489,289 S *	5/2004	Porter	D11/131
D507,305 S *	7/2005	Dill	D19/90
D510,201 S *	10/2005	Fubini	D6/358
D522,260 S *	6/2006	Strachan	D6/347
D532,826 S *	11/2006	Gomez	D20/3
D539,050 S *	3/2007	Zimmermann	D6/358
D564,396 S *	3/2008	Porter	D11/157
D576,423 S *	9/2008	Weldon	D6/665
D609,708 S *	2/2010	Allo Allo	D14/440
D642,218 S *	7/2011	Sanders	D20/1
9,861,181 B2 *	1/2018	Wehner	A45F 3/26
2003/0024448 A1 *	2/2003	Lieberman	A47B 13/16
				108/161
2007/0283611 A1 *	12/2007	Laurent	G09F 23/00
				40/700

* cited by examiner

Primary Examiner — Deanna L Pratt
(74) *Attorney, Agent, or Firm* — Robert M. Downey, P.A.

(57) **CLAIM**

The ornamental design for a hanging golf ball chair, as shown and described.

DESCRIPTION

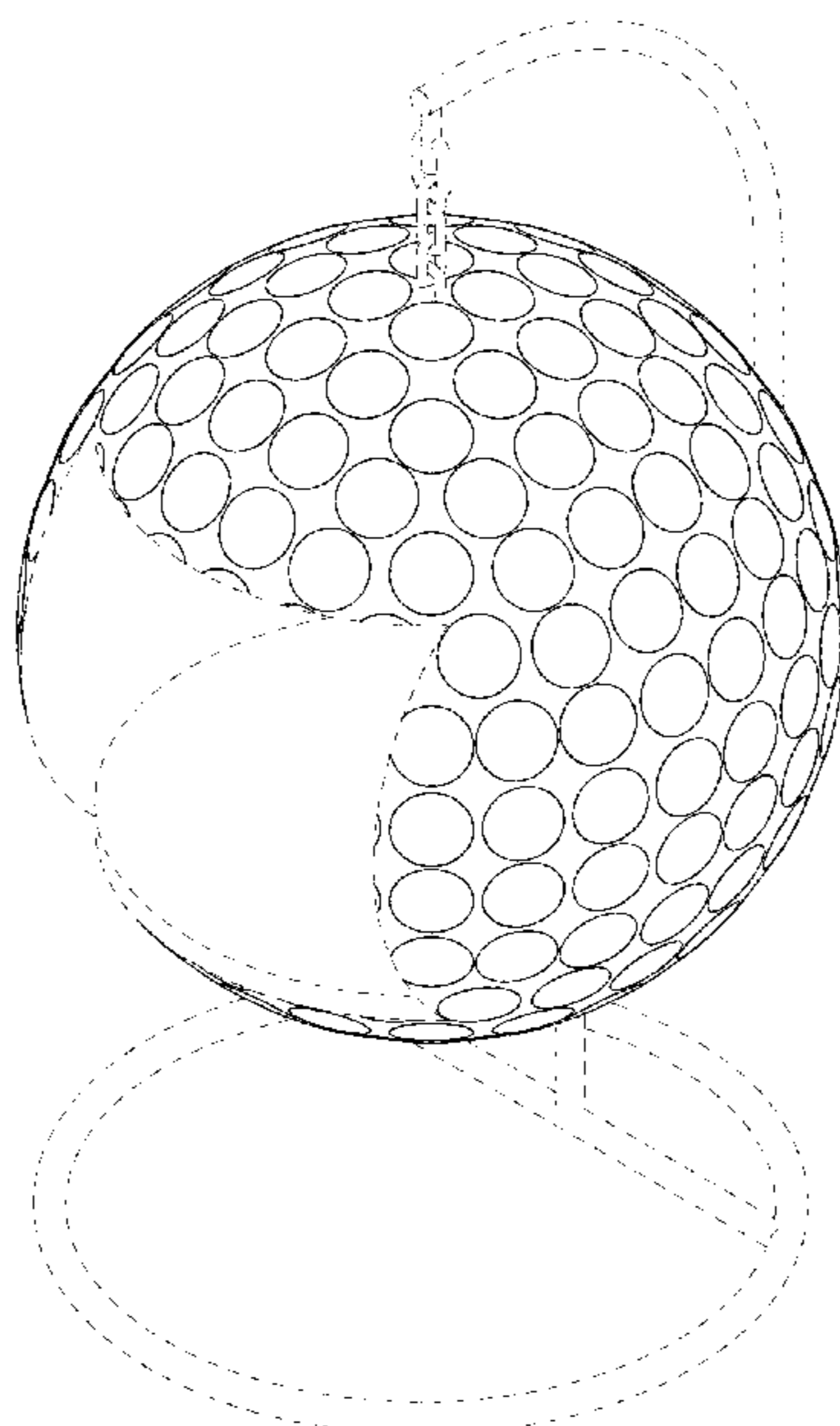
FIG. 1 is a front, top perspective view of a hanging golf ball chair showing my new design;
FIG. 2 is a front elevational view thereof;
FIG. 3 is a rear elevational view thereof;
FIG. 4 is a left side elevational view thereof;
FIG. 5 is a right side elevational view thereof;
FIG. 6 is a top plan view thereof; and,
FIG. 7 is a bottom plan view thereof.
The broken lines illustrate portions of the hanging golf ball chair that form no part of the claimed design.

1 Claim, 7 Drawing Sheets

(56) **References Cited**

U.S. PATENT DOCUMENTS

D266,040 S *	9/1982	Cope	D6/347
D275,468 S *	9/1984	Grant	D11/157
D278,549 S *	4/1985	Kristich	D21/823
D282,970 S *	3/1986	Parkin	D25/16
D327,376 S *	6/1992	Piccamiglio	D21/709
D327,775 S *	7/1992	Turner	D19/82
D337,474 S *	7/1993	Ferger	D7/301
D343,327 S *	1/1994	Bailey	D7/300
D355,995 S *	3/1995	Stoddard	D6/658



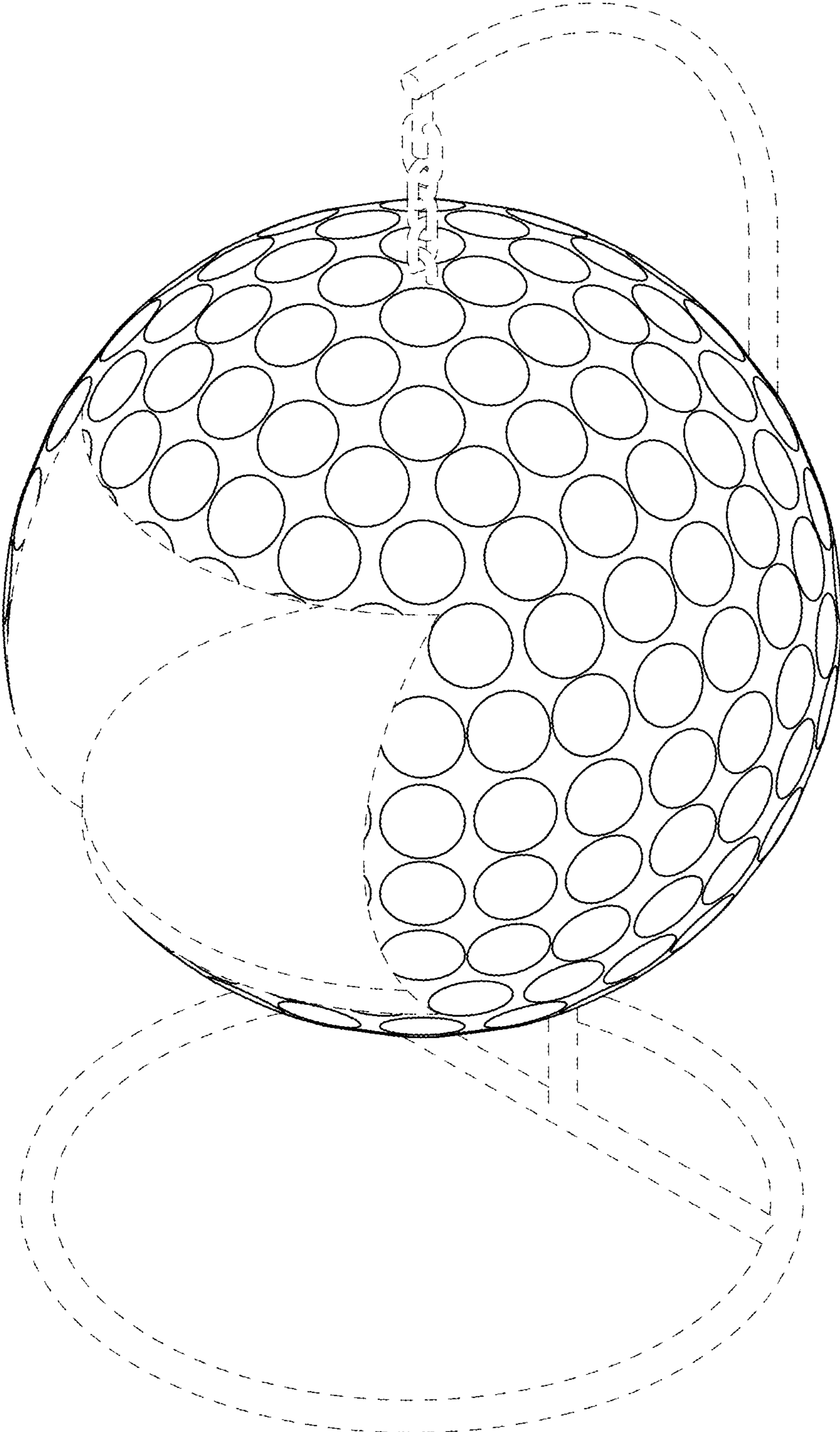


FIG. 1

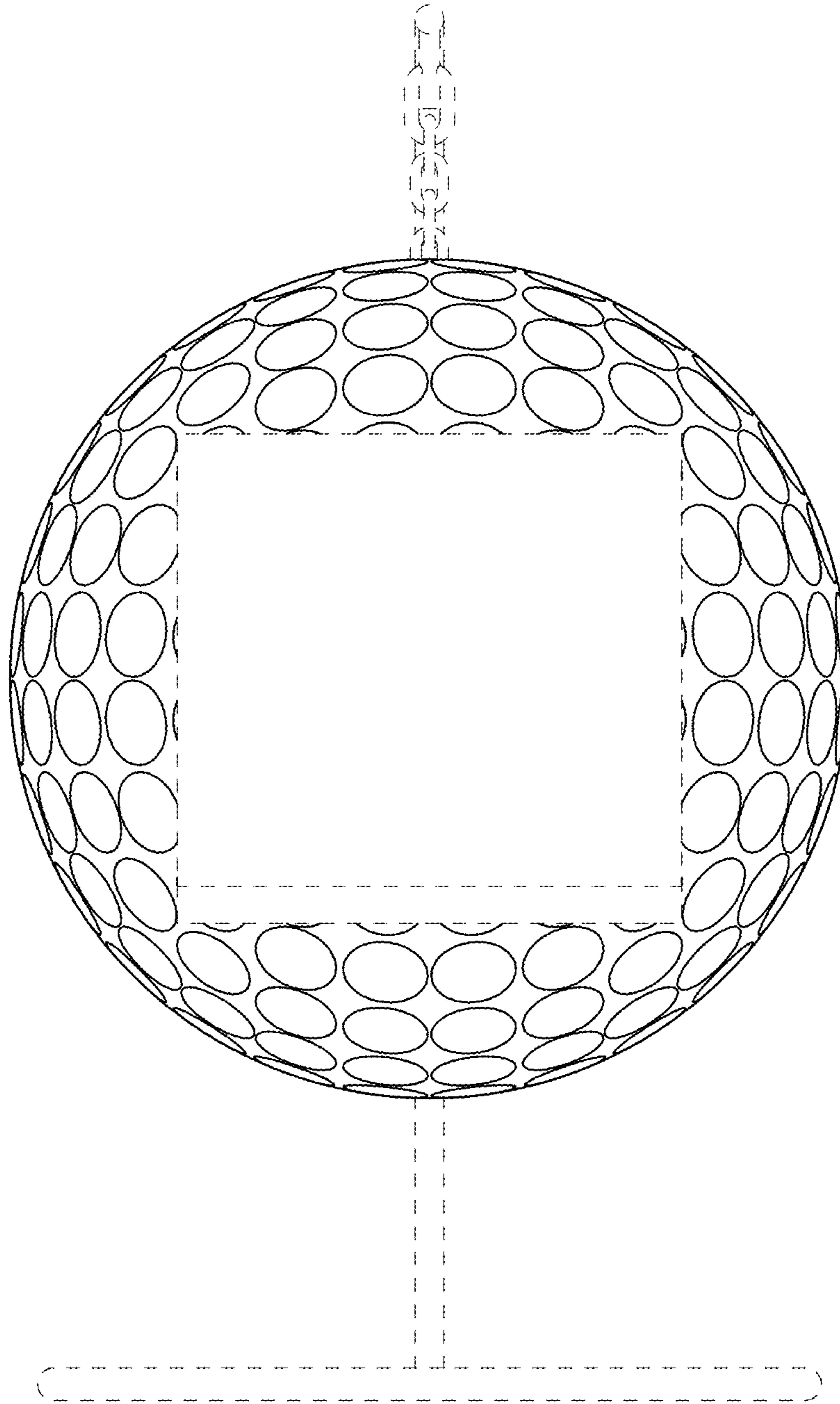


FIG. 2

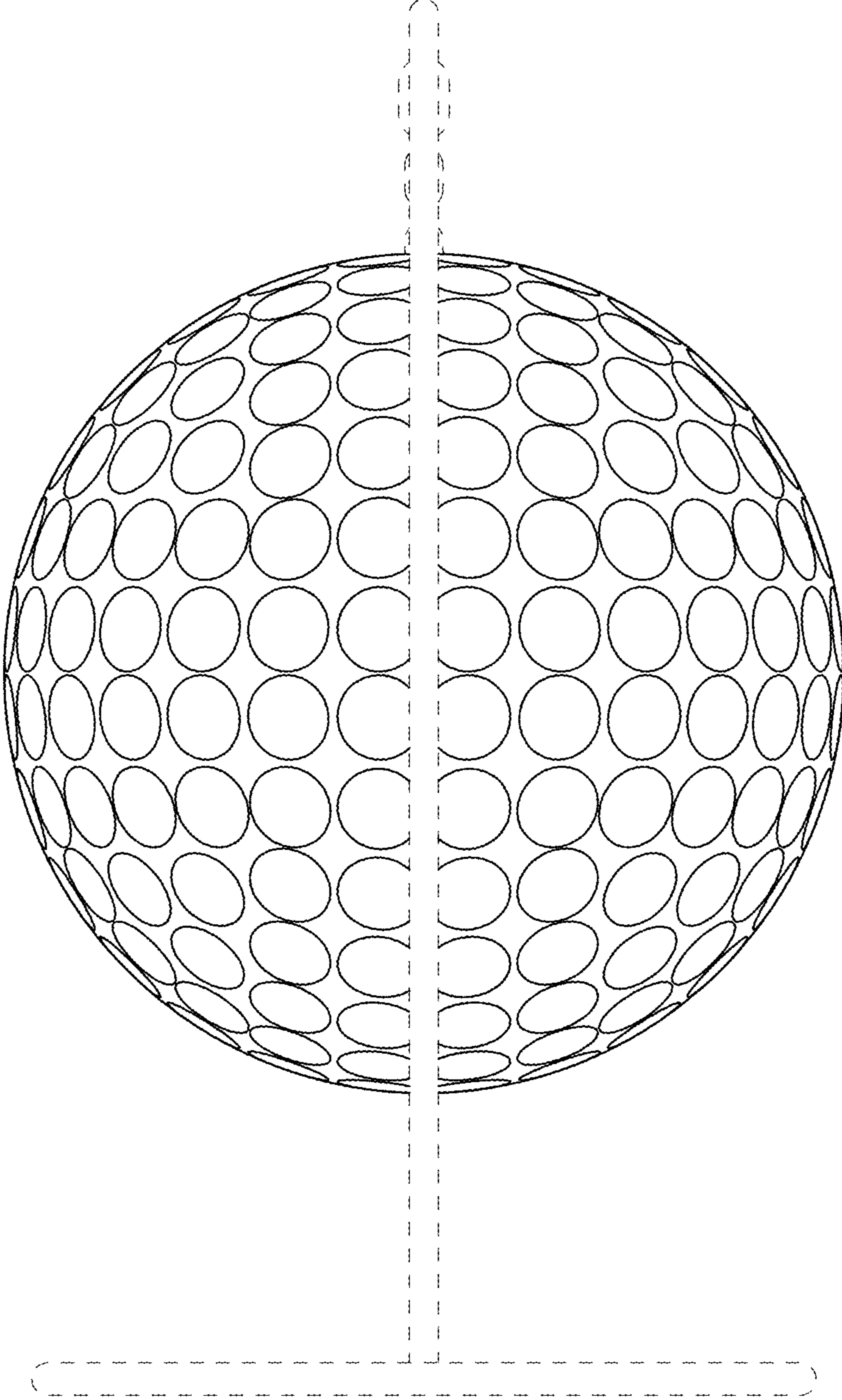


FIG. 3

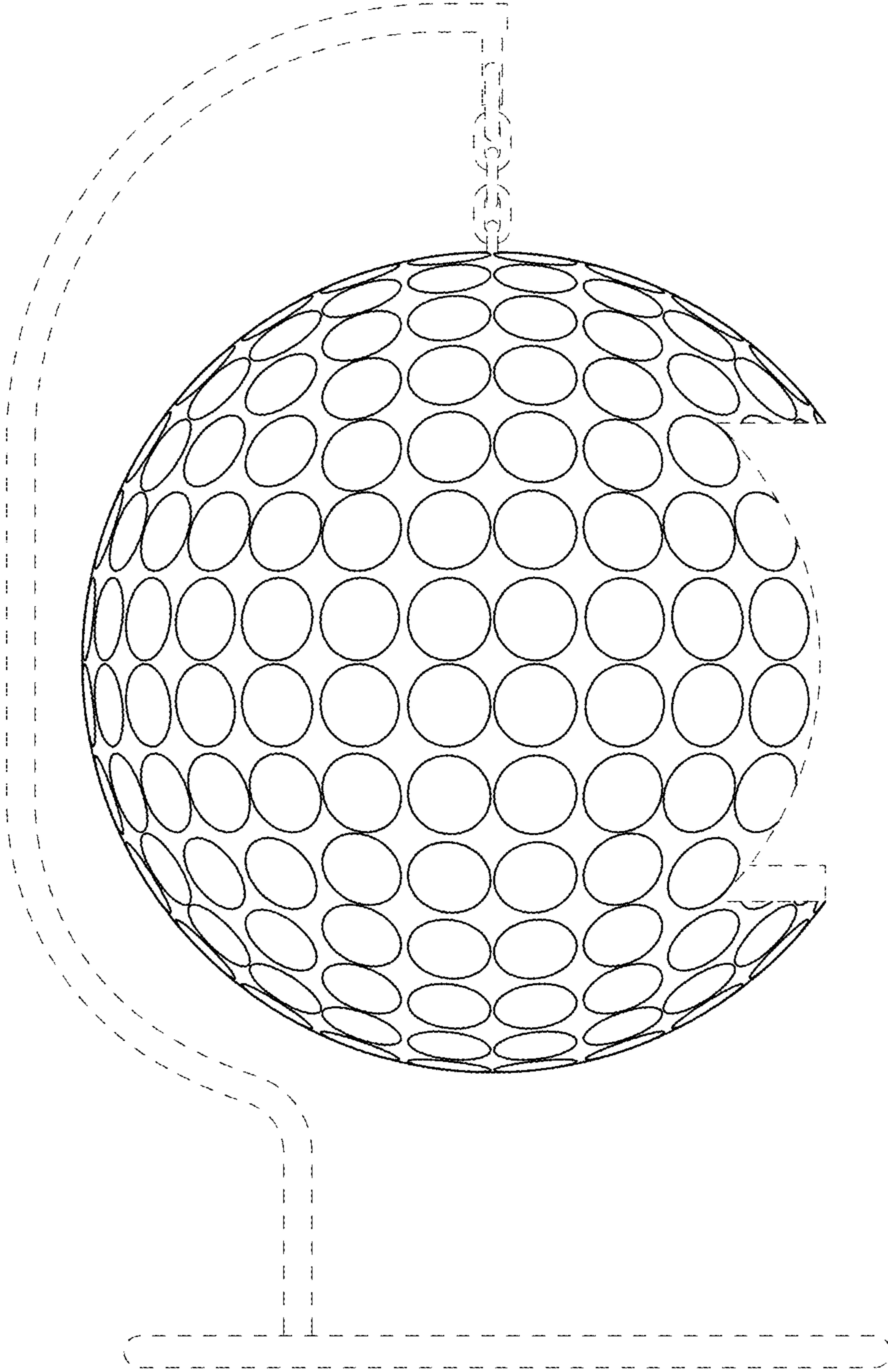


FIG. 4

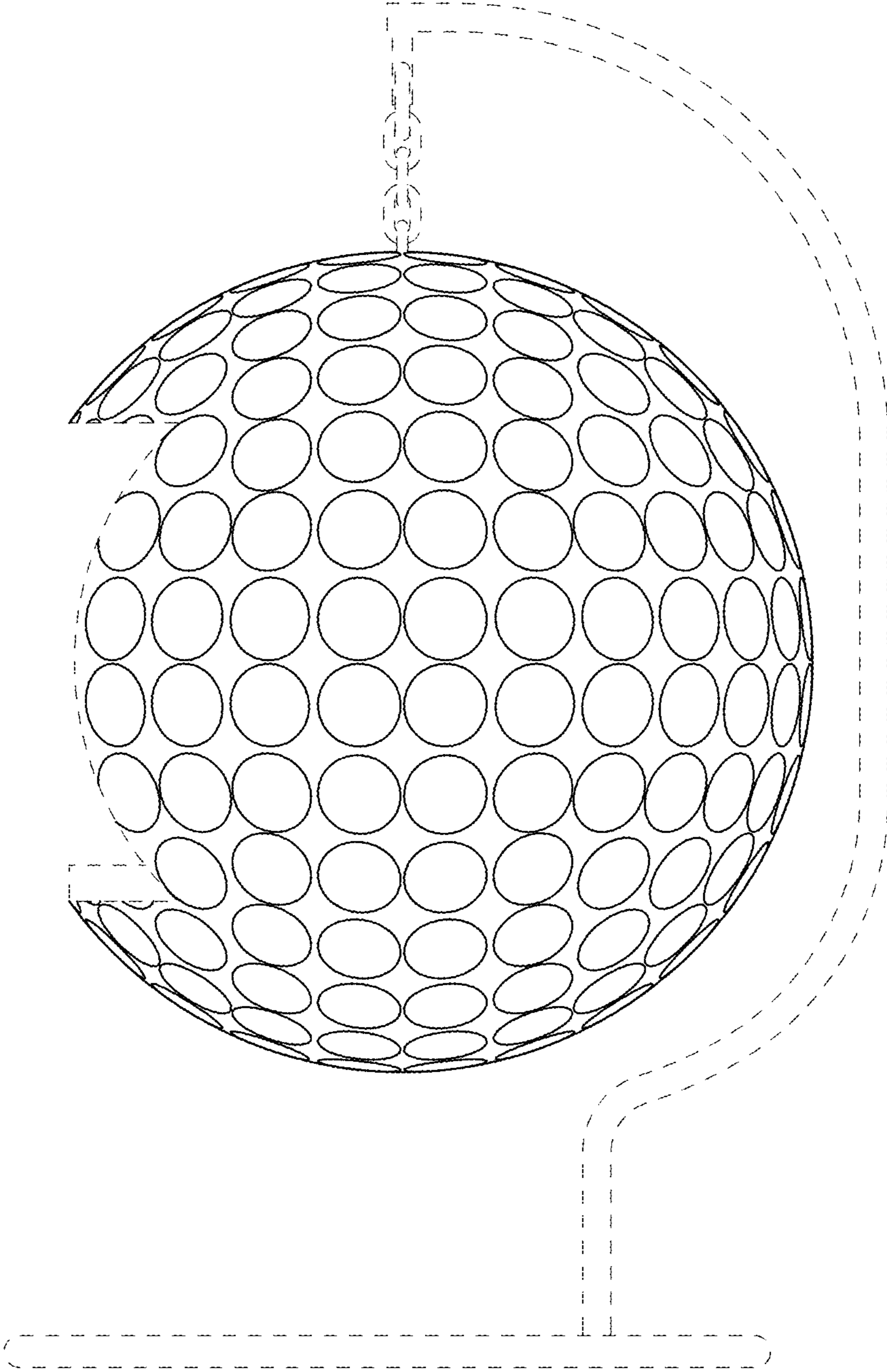


FIG. 5

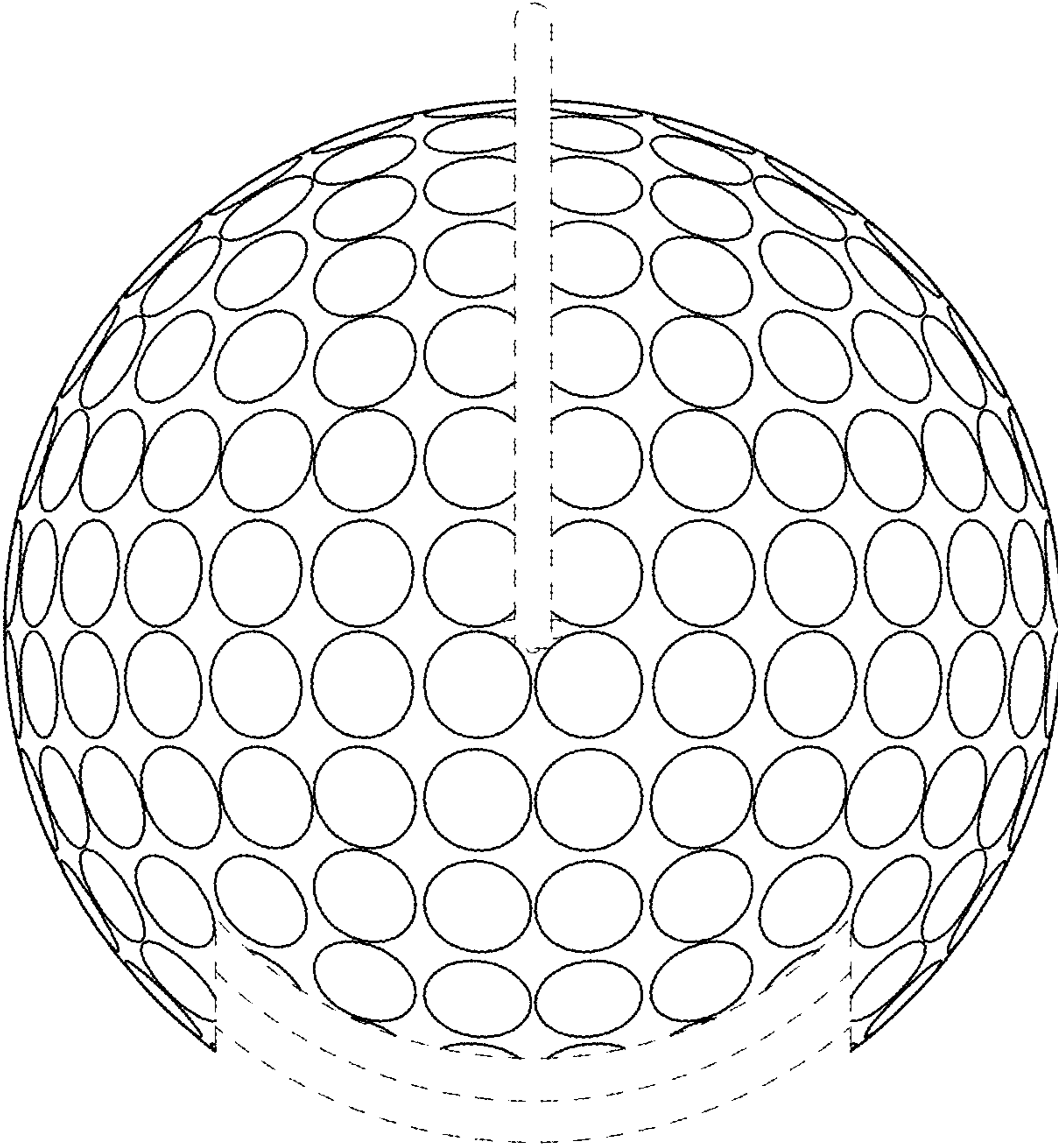


FIG. 6

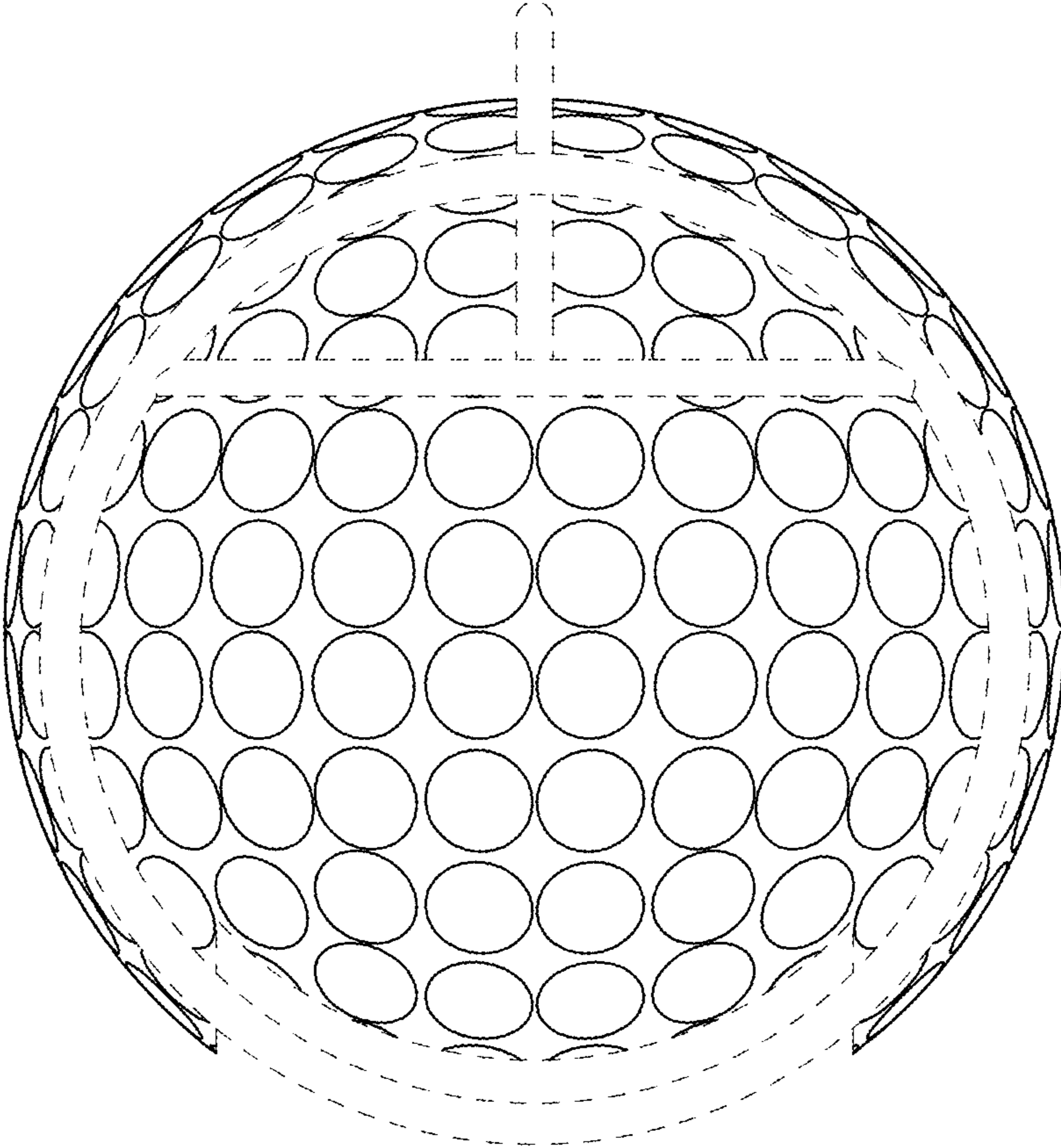


FIG. 7