



US00D820584S

(12) **United States Design Patent**
Axelrod

(10) **Patent No.:** **US D820,584 S**
(45) **Date of Patent:** **** Jun. 19, 2018**

(54) **MEDICAL TAG COVER WITH A USB DRIVE POCKET**

(71) Applicant: **Jeffrey Scott Axelrod**, Stone Lake, WI (US)

(72) Inventor: **Jeffrey Scott Axelrod**, Stone Lake, WI (US)

(**) Term: **15 Years**

(21) Appl. No.: **29/591,733**

(22) Filed: **Jan. 23, 2017**

(51) **LOC (11) Cl.** **03-01**

(52) **U.S. Cl.**
USPC **D3/203.1; D14/480.3**

(58) **Field of Classification Search**
USPC D3/201, 203.1, 203.6, 207, 208; D11/95, D11/157, 164; D14/480.3, 480.2, 484.1; D20/23
CPC G09F 21/02; G09F 3/02; A44C 15/005
See application file for complete search history.

(56) **References Cited**

U.S. PATENT DOCUMENTS

2,190,571	A *	2/1940	Salducco	A45C 11/18
					40/209
D221,118	S *	7/1971	Chambers et al.	D20/22
D344,183	S *	2/1994	Anderson	D3/207
D391,993	S *	3/1998	Raffa	D20/23
D475,317	S *	6/2003	Fernandez	D11/79
D478,721	S *	8/2003	Anderton	D3/208
D491,314	S *	6/2004	Cousins	D28/77
D504,767	S *	5/2005	DiMarchi	D3/208
D505,257	S *	5/2005	DiMarchi	D3/208
D510,854	S *	10/2005	DiMarchi	D3/207
D545,166	S *	6/2007	Laaper	D14/480.3
D551,856	S *	10/2007	Ko	D3/201
D564,211	S *	3/2008	Swartz	D3/201
D564,212	S *	3/2008	Swartz	D3/201

D564,214	S *	3/2008	Huang	D3/201
D569,760	S *	5/2008	Endres	D11/95
D570,597	S *	6/2008	Klein	D14/484.1
D575,187	S *	8/2008	Mitchell	D11/95
D617,547	S *	6/2010	Mudrick	D3/208
D622,955	S *	9/2010	Mudrick	D3/208
D627,962	S *	11/2010	Mudrick	D3/208
D631,483	S *	1/2011	Nelson	D14/484.1
D633,410	S *	3/2011	Walsh	D11/95
D633,507	S *	3/2011	Nelson	D14/484.1
D634,117	S *	3/2011	Morrish	D3/207
D640,866	S *	7/2011	Schmiemann	D3/201

(Continued)

Primary Examiner — John Windmuller

Assistant Examiner — Steven J Czyz

(74) *Attorney, Agent, or Firm* — QuickPatents, LLC; Kevin Prince

(57) **CLAIM**

I claim the ornamental design for a medical tag cover with a USB drive pocket, as shown and described.

DESCRIPTION

FIG. 1 is a front perspective view of a medical tag cover with a USB drive pocket, shown with environment for ease of disclosure;

FIG. 2 is a rear perspective view thereof, shown with environment for ease of disclosure;

FIG. 3 is a rear elevational view thereof;

FIG. 4 is a front elevational view thereof;

FIG. 5 is a right-side elevational view thereof;

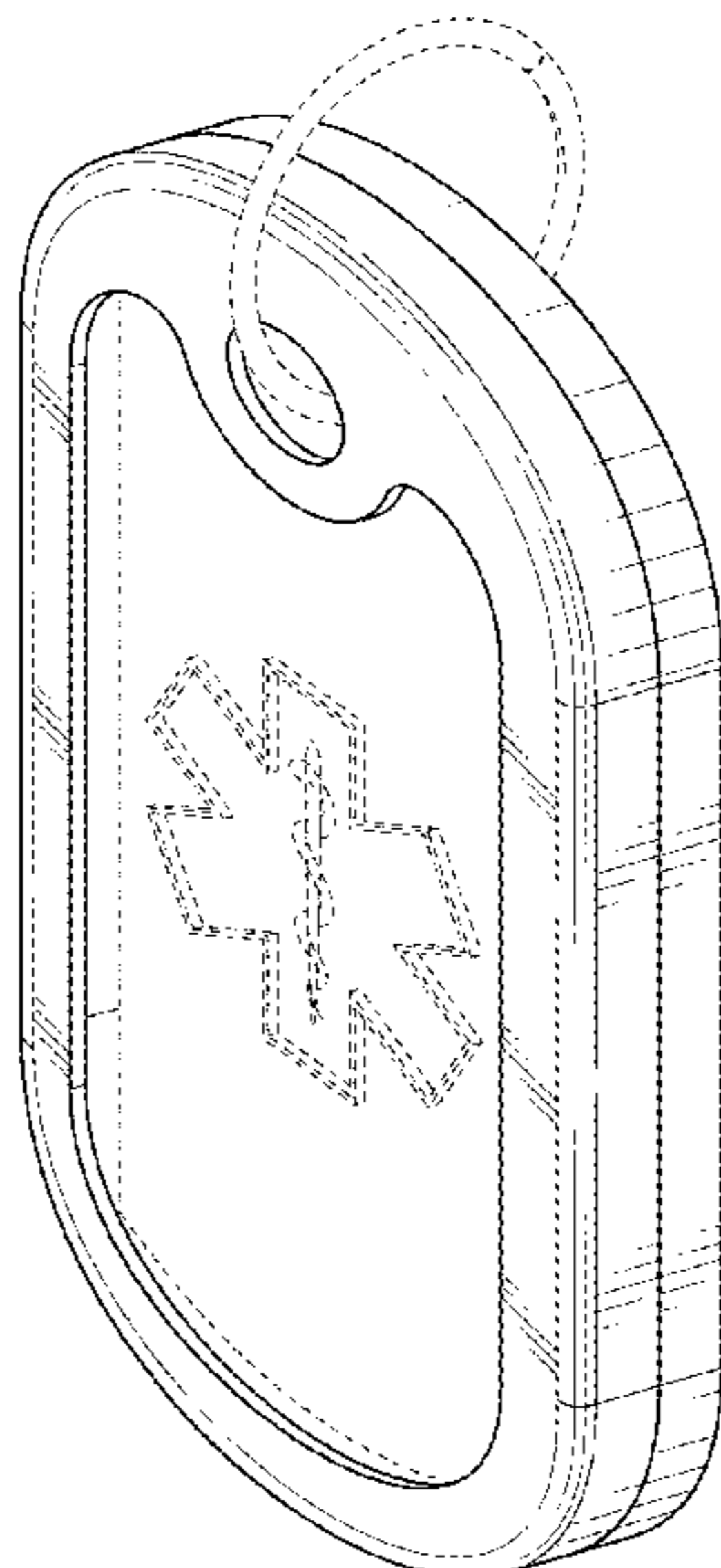
FIG. 6 is a left-side elevational view thereof;

FIG. 7 is a top plan view thereof; and,

FIG. 8 is a bottom plan view thereof.

The broken lines showing a medical tag and a key chain ring in FIGS. 1 and 2 depict environmental matter and form no part of the claimed design. The broken lines in FIG. 7 depict portions of the medical tag and a key chain ring that form no part of the claimed design.

1 Claim, 5 Drawing Sheets



(56)

References Cited

U.S. PATENT DOCUMENTS

D672,545 S * 12/2012 Tamura D3/203.2
D674,808 S * 1/2013 Axelrod D11/3
D689,689 S * 9/2013 Magno D3/203.2
D711,521 S * 8/2014 Irvin D23/366
D716,313 S * 10/2014 Park D14/484.1
D720,525 S * 1/2015 Magno D3/203.2
D742,167 S * 11/2015 Keuhner D11/95
D787,691 S * 5/2017 Jones Andersson D24/195
2009/0173104 A1* 7/2009 Shunnarah A44C 3/007
63/1.12
2015/0135768 A1* 5/2015 Barrick A44C 15/005
63/1.12

* cited by examiner

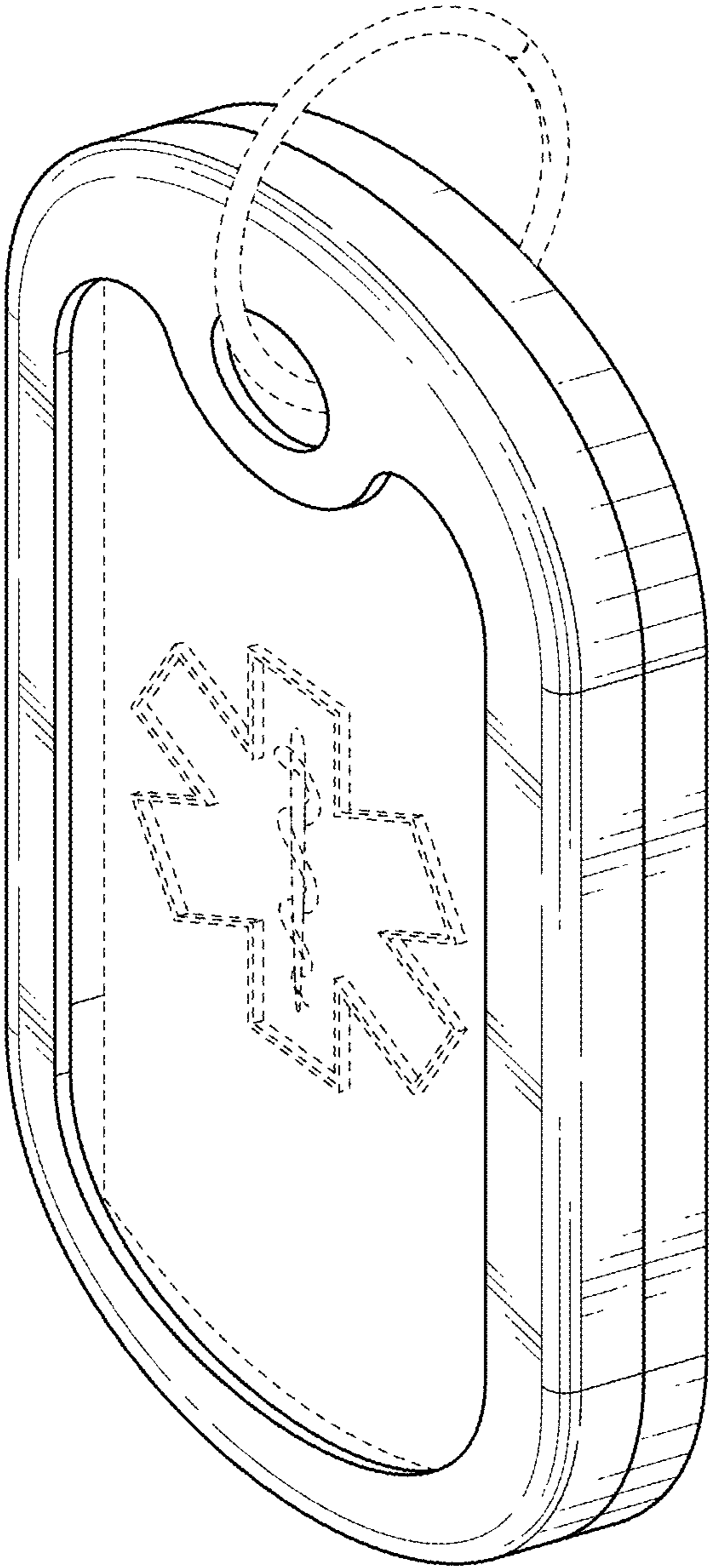


FIG. 1




FIG. 2

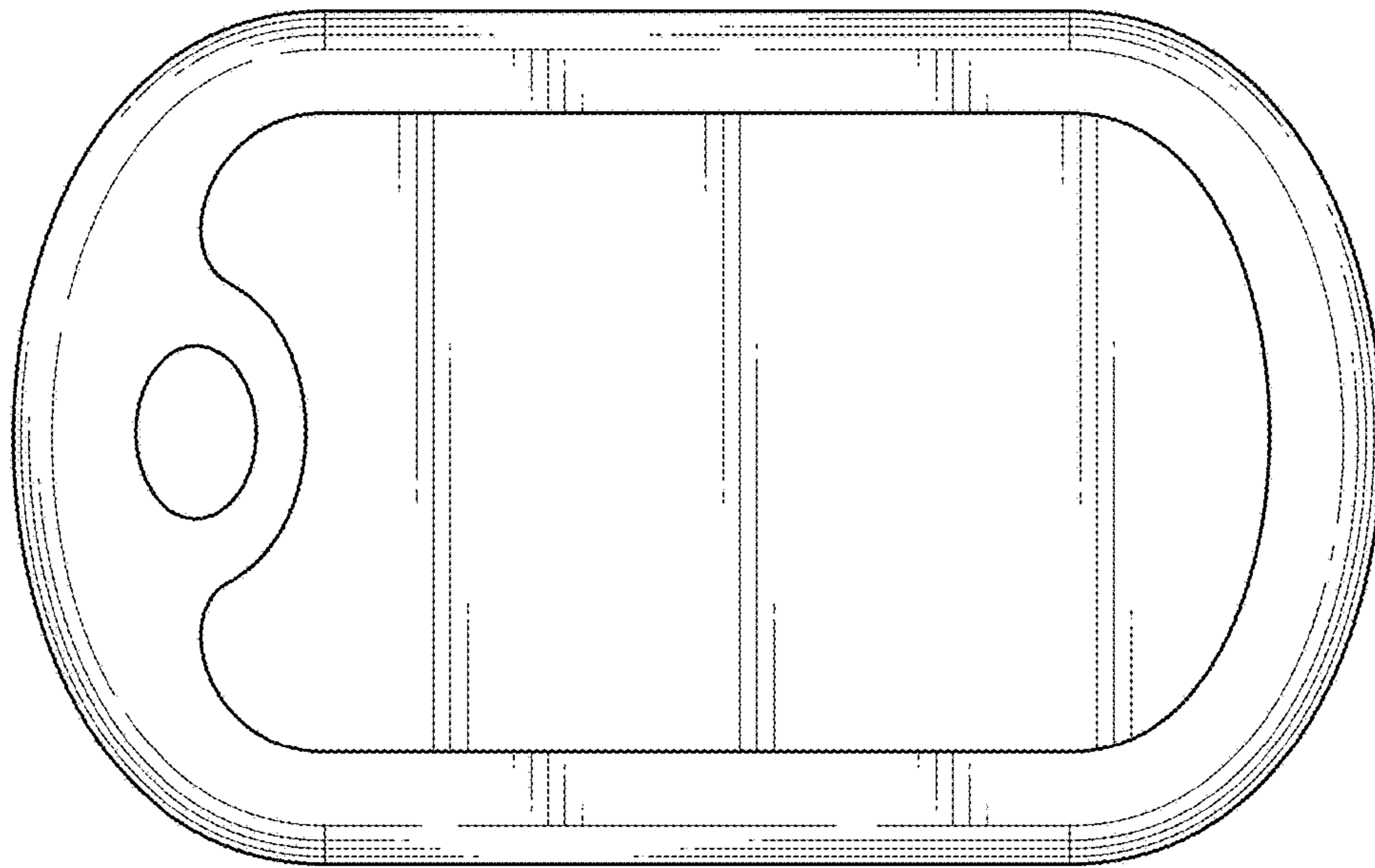


FIG. 4

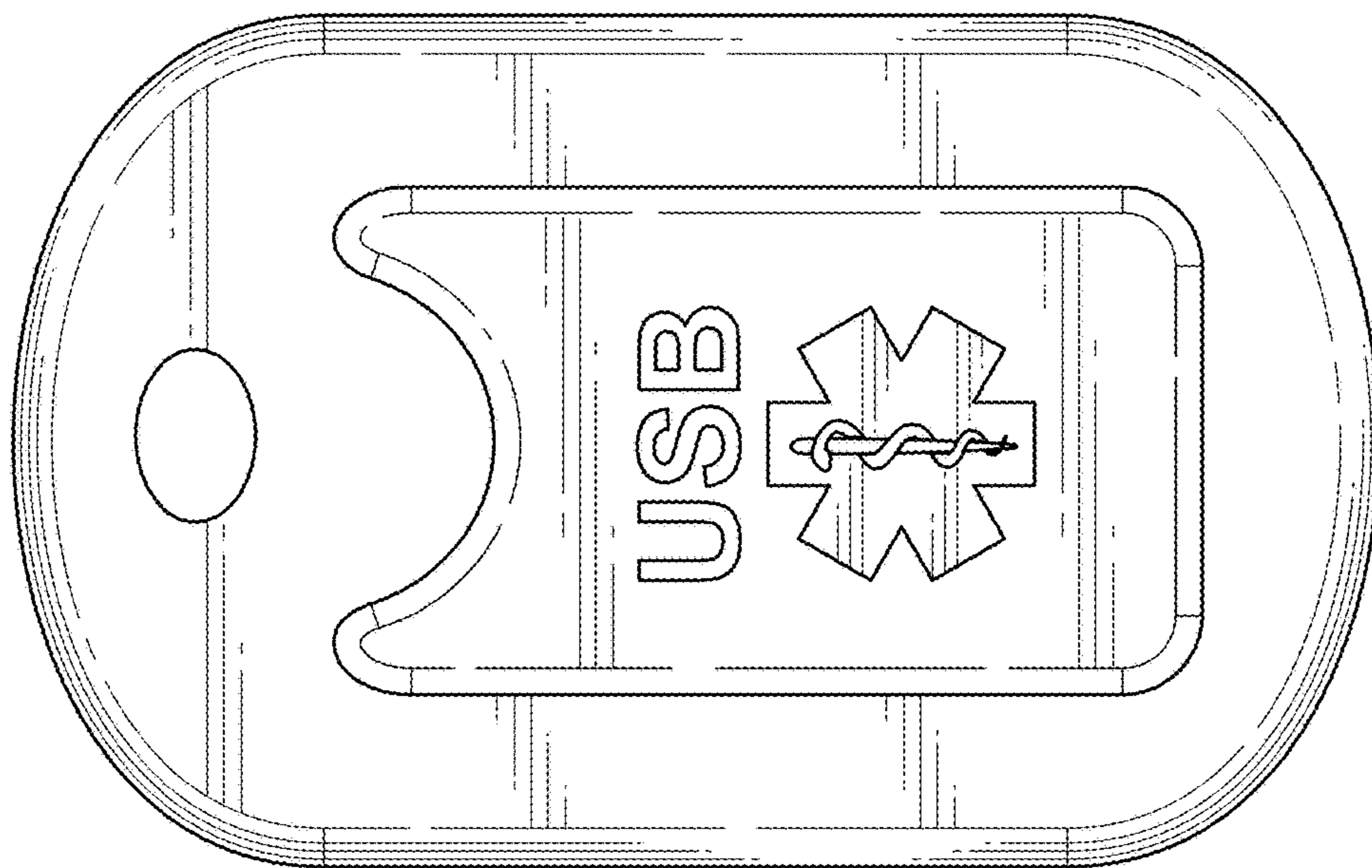


FIG. 3

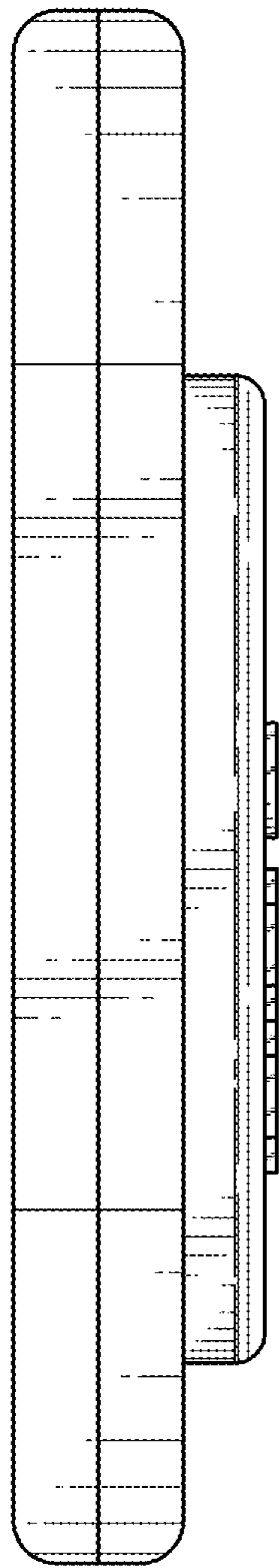


FIG. 5

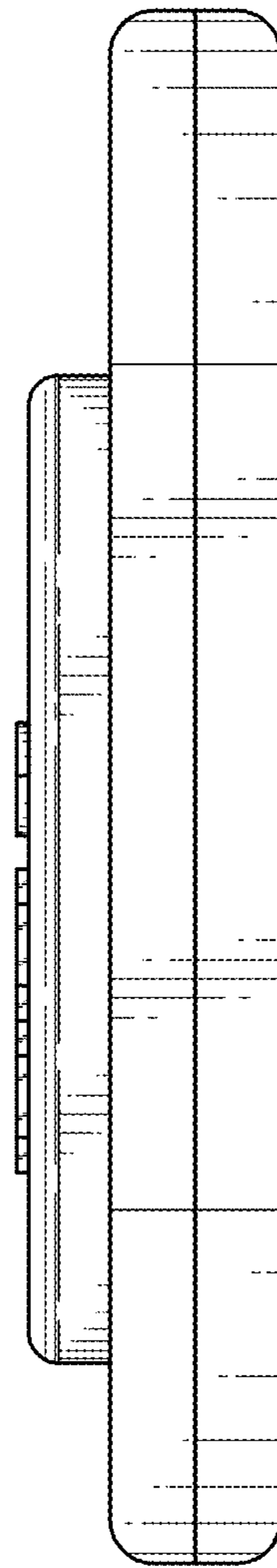


FIG. 6

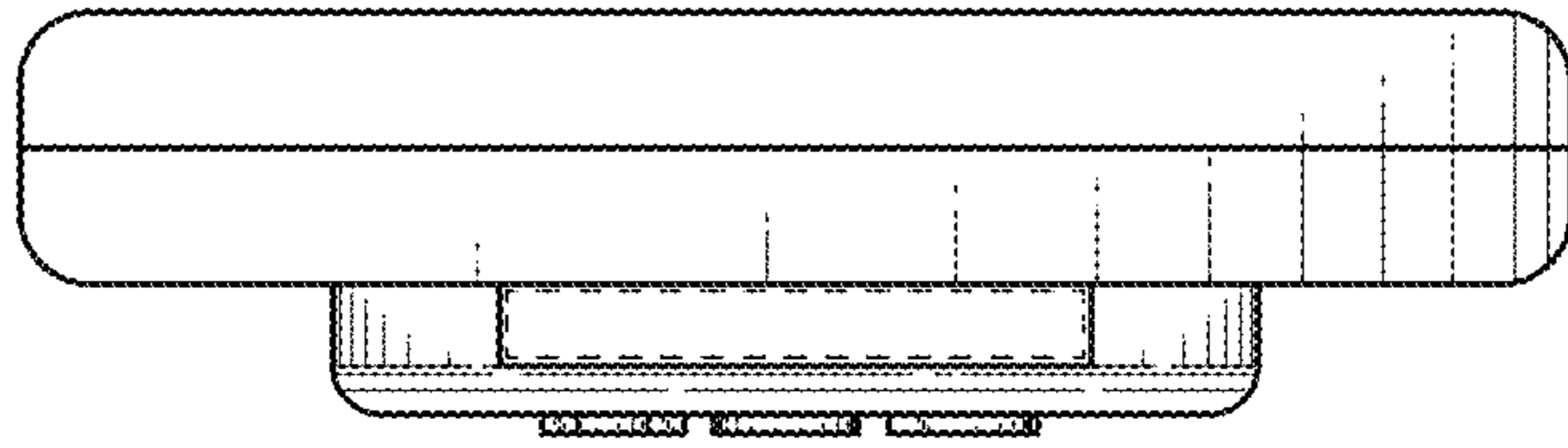


FIG. 7

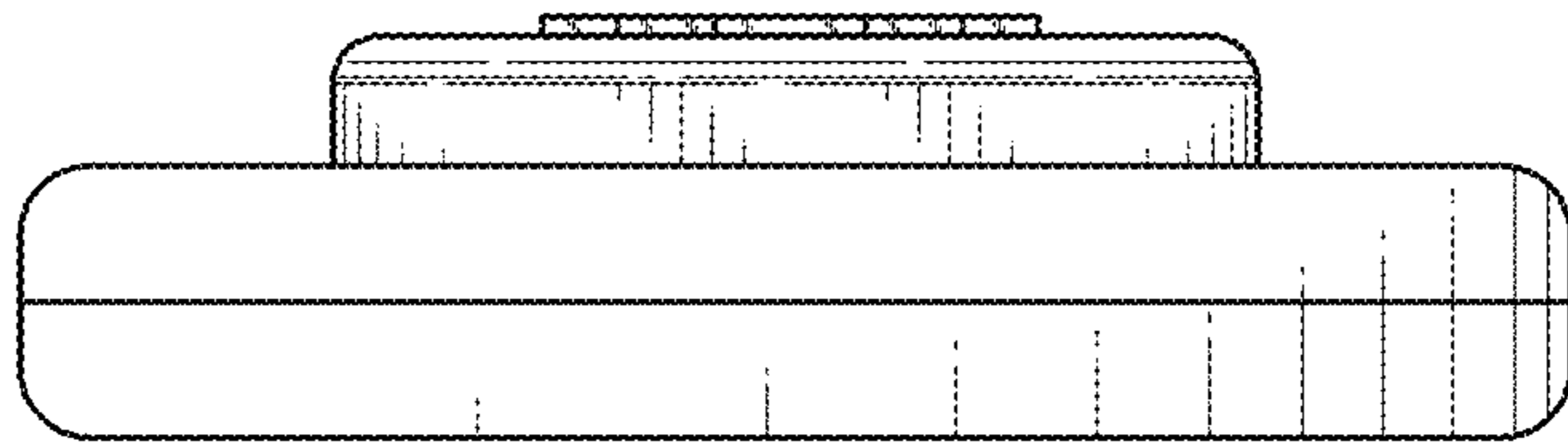


FIG. 8