



US00D820523S

(12) **United States Design Patent**
Lopez et al.

(10) **Patent No.:** **US D820,523 S**
(45) **Date of Patent:** **** Jun. 12, 2018**

(54) **WALL-MOUNTED BACK SCRUBBER**

5,628,083 A * 5/1997 Hayes A47K 7/024
15/210.1

(71) Applicants: **Kenneth Oscar Lopez**, Chicago, IL
(US); **Astute Maria Aurilla**, Chicago,
IL (US)

7,155,769 B1 * 1/2007 Baker A47K 7/024
15/104.92

(72) Inventors: **Kenneth Oscar Lopez**, Chicago, IL
(US); **Astute Maria Aurilla**, Chicago,
IL (US)

D599,957 S * 9/2009 Reggaro D28/63
D721,850 S * 1/2015 Pottinger D28/63
D765,315 S * 8/2016 Whyte D28/63
9,474,359 B2 * 10/2016 Lopez A46B 9/026
2013/0000660 A1 * 1/2013 Lopez A46B 9/026
132/200

(**) Term: **15 Years**

* cited by examiner

(21) Appl. No.: **29/565,252**

Primary Examiner — Karen E Eldridge Powers

(22) Filed: **May 19, 2016**

(74) *Attorney, Agent, or Firm* — Ash Tankha; Lipton,
Weinberger & Husick

Related U.S. Application Data

(63) Continuation-in-part of application No. 13/536,937,
filed on Jun. 28, 2012, now Pat. No. 9,474,359.

(51) **LOC (11) Cl.** **28-03**

(52) **U.S. Cl.**
USPC **D28/63**

(58) **Field of Classification Search**
USPC D4/100, 118, 119, 130, 199; D24/200,
D24/211, 212; D28/63; D32/47;
D23/304
See application file for complete search history.

(57) **CLAIM**

The ornamental design for a wall-mounted back scrubber, as
shown and described.

DESCRIPTION

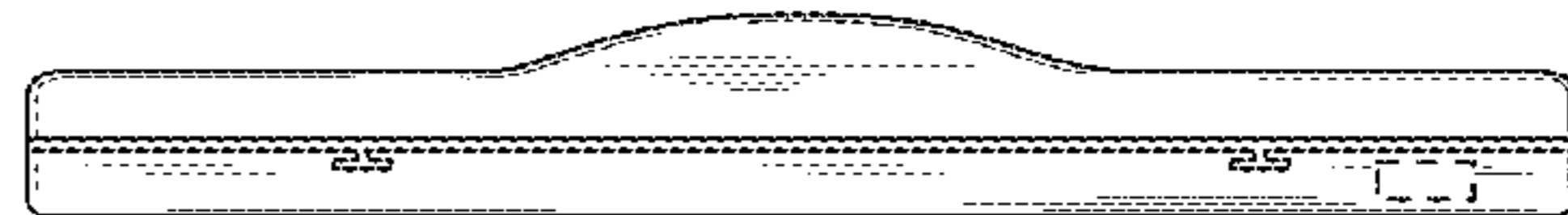

FIG. 1 is a top perspective view of a wall-mounted back
scrubber, showing our new design.
FIG. 2 is a front elevation view thereof;
FIG. 3 is a right side elevation view thereof;
FIG. 4 is a rear elevation view thereof;
FIG. 5 is a left side elevation view thereof;
FIG. 6 is a bottom plan view thereof;
FIG. 7 is a top plan view thereof; and,
FIG. 8 is a bottom perspective view thereof.
The broken lines illustrate environmental features that form
no part of the claimed design.

(56) **References Cited**

U.S. PATENT DOCUMENTS

1,833,426 A * 11/1931 Knudson A61H 7/001
601/134
D351,505 S * 10/1994 Mastellone D4/116

1 Claim, 6 Drawing Sheets



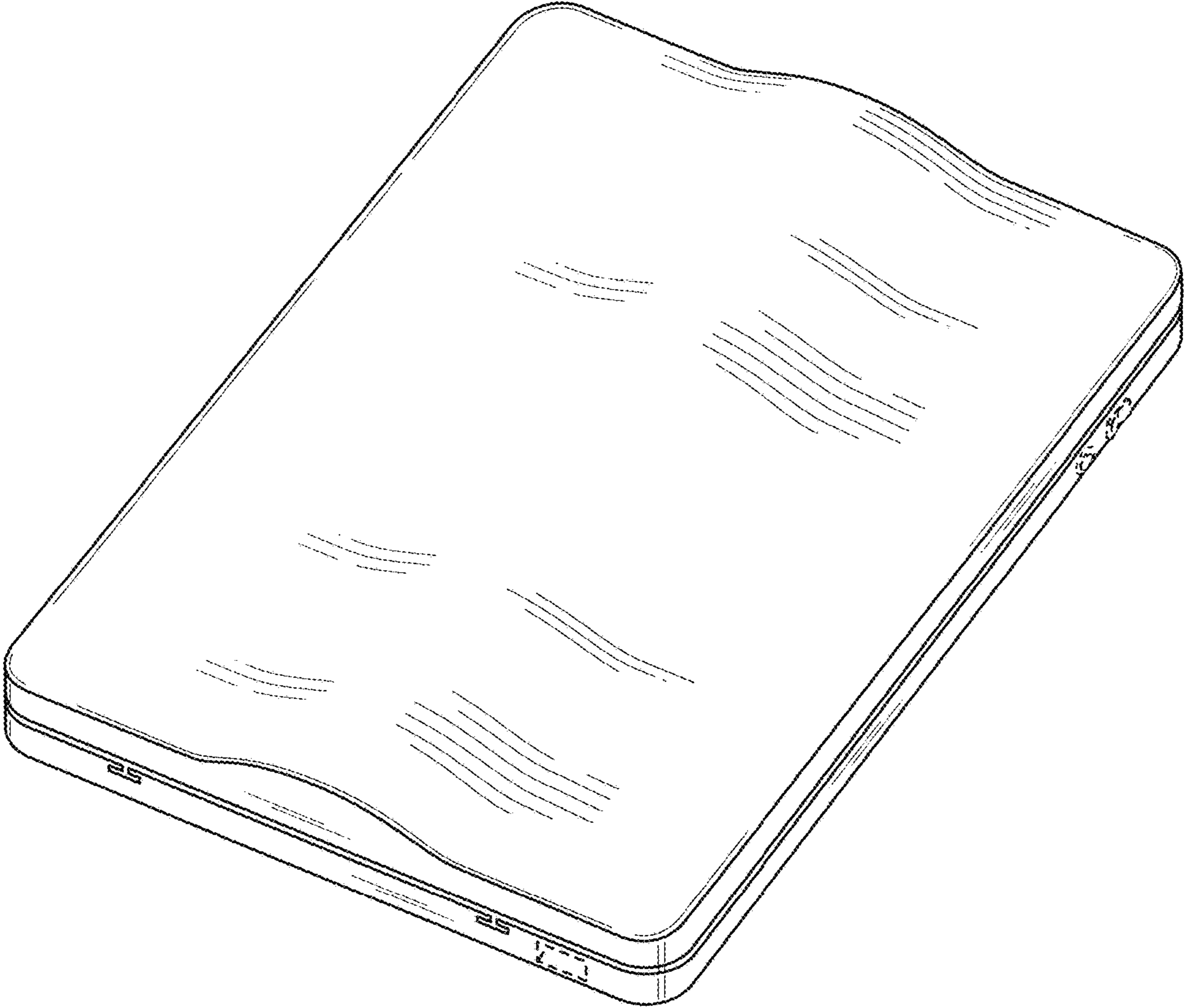


FIG. 1

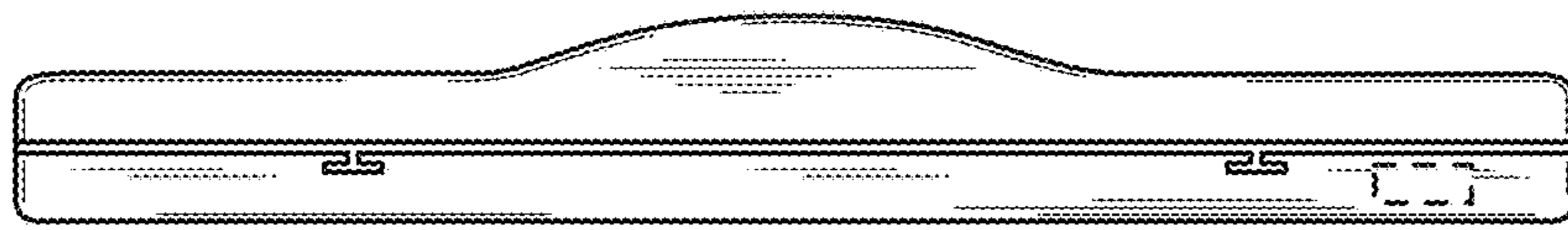


FIG. 2




FIG. 3



FIG. 4




FIG. 5




FIG. 6




FIG. 7




FIG. 8