

US00D820509S

(12) **United States Design Patent**
Nathans

(10) **Patent No.:** **US D820,509 S**
(45) **Date of Patent:** **** Jun. 12, 2018**

- (54) **LIGHT FIXTURE**
- (71) Applicant: **Lighting Solutions Group LLC**,
Columbus, OH (US)
- (72) Inventor: **Ricky Nathans**, Columbus, OH (US)
- (73) Assignee: **LIGHTING SOLUTIONS GROUP LLC**, Columbus, OH (US)
- (**) Term: **15 Years**
- (21) Appl. No.: **29/593,774**
- (22) Filed: **Feb. 13, 2017**
- (51) **LOC (11) Cl.** **26-05**
- (52) **U.S. Cl.**
USPC **D26/138**
- (58) **Field of Classification Search**
USPC D26/1, 24, 26-28, 37-50, 60-66, 72-76,
D26/113, 118, 119, 120, 121, 122, 180;
D2/742; D14/218; D12/110, 114
CPC F21Y 2103/30; F21Y 2107/30; F21V
29/507; F21V 29/004; F21V 29/677;
F21V 29/60; F21V 5/04
See application file for complete search history.

- D642,316 S 7/2011 Zheng et al.
- D646,428 S 10/2011 Gordin et al.
- D648,472 S 11/2011 Lin et al.
- D650,513 S 12/2011 Blincoe et al.
- D651,735 S 1/2012 Dai
- D658,805 S 5/2012 Orrom et al.
- D667,162 S * 9/2012 Choi D26/89
- D673,320 S 12/2012 Guercio et al.
- D679,046 S * 3/2013 Hoshino D26/120
- D688,408 S 8/2013 Wung et al.
- D690,450 S 9/2013 Guercio et al.
- D690,453 S 9/2013 Guercio et al.
- 8,764,243 B2 7/2014 Zimmer et al.
- D739,587 S 9/2015 Largent
- D748,840 S 2/2016 Lee
- D752,202 S * 3/2016 Berkman D23/412
- D754,320 S * 4/2016 Park D23/385

(Continued)

Primary Examiner — John Windmuller
Assistant Examiner — Benjamin M Weeks
(74) *Attorney, Agent, or Firm* — Standley Law Group
LLP

(57) **CLAIM**

The ornamental design for a light fixture, as shown and described.

DESCRIPTION

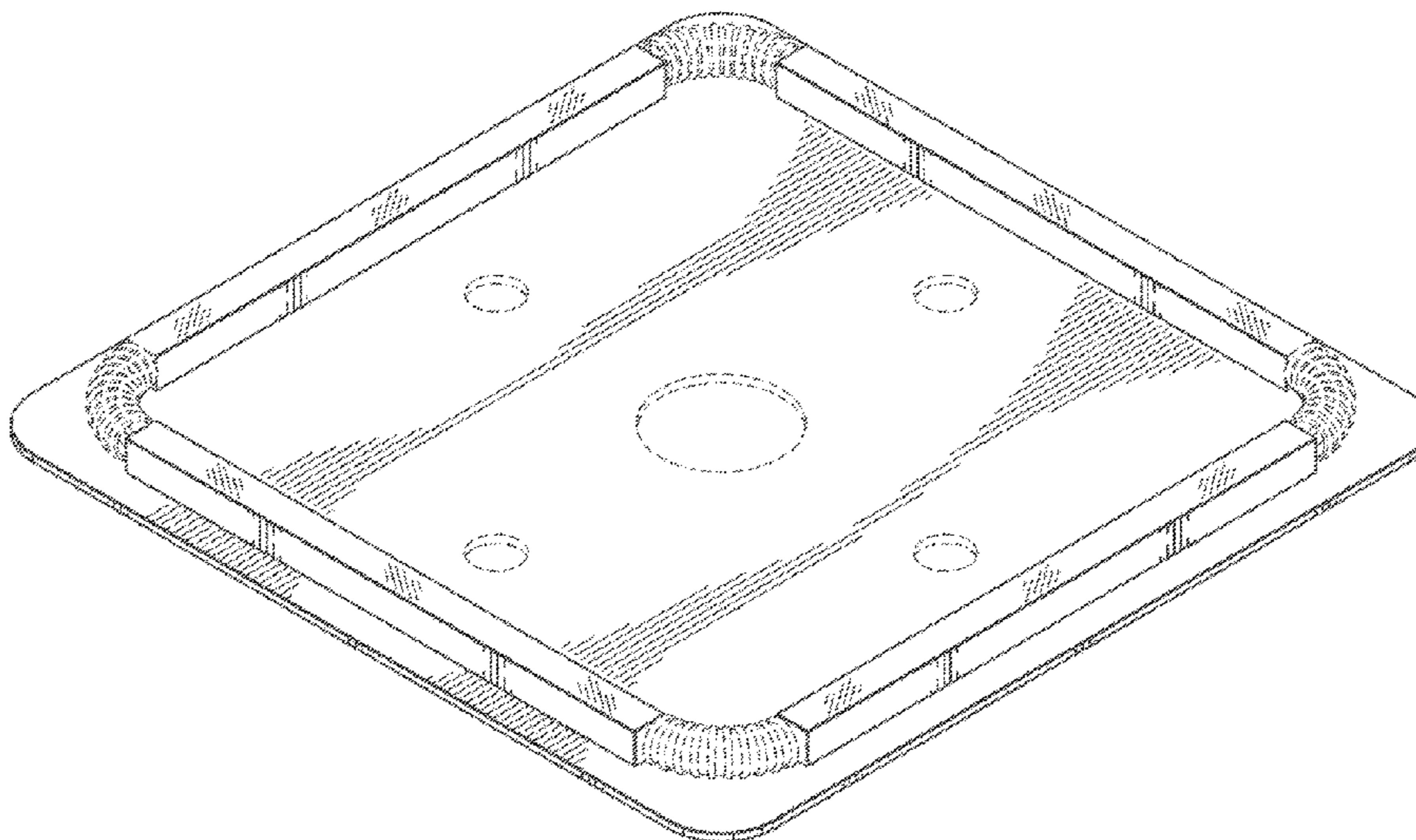
FIG. 1 is a front perspective view of a light fixture showing my new design.
FIG. 2 is a front elevation view thereof;
FIG. 3 is a rear elevation view thereof;
FIG. 4 is a right side elevation view thereof;
FIG. 5 is a left side elevation view thereof;
FIG. 6 is a top plan view thereof;
FIG. 7 is a bottom plan view thereof; and,
FIG. 8 is a front perspective view thereof connected to a luminaire.
The broken lines represent portions of the light fixture that form no part of the claimed design.

1 Claim, 5 Drawing Sheets

(56) **References Cited**

U.S. PATENT DOCUMENTS

- D199,631 S 11/1964 Petersen
- 3,270,192 A 8/1966 Watson
- D206,392 S 12/1966 Winslow
- D226,534 S 3/1973 Anderson
- D282,972 S * 3/1986 Castor D26/59
- D342,801 S 12/1993 Poon
- D403,787 S * 1/1999 Van Belle D26/28
- D452,904 S * 1/2002 Peng D23/370
- D452,906 S * 1/2002 Peng D23/370
- D533,956 S * 12/2006 Vladika D26/118
- D569,492 S * 5/2008 Zakula D23/388
- D585,975 S * 2/2009 Guthrie D23/412
- D635,238 S * 3/2011 Zakula D23/388



(56)

References Cited

U.S. PATENT DOCUMENTS

D754,321	S *	4/2016	Park	D23/385
D754,836	S *	4/2016	Park	D23/385
D767,191	S	9/2016	DeMaio et al.	
D780,357	S	2/2017	Kliegl	
9,609,407	B2 *	3/2017	Berkman	H04R 1/021
D784,597	S	4/2017	Wilson	
D788,357	S *	5/2017	Dodge	D26/138
D789,585	S	6/2017	Ye	
D795,488	S	8/2017	Holscher et al.	
D795,492	S *	8/2017	Kim	D26/120
D796,728	S *	9/2017	Reynolds	D26/118
2010/0208461	A1	8/2010	Xiang et al.	
2011/0002124	A1	1/2011	Chang et al.	
2013/0265752	A1	10/2013	Shimizu	
2013/0322074	A1	12/2013	Guercio et al.	
2014/0021884	A1	1/2014	Fetterly et al.	
2014/0078756	A1	3/2014	Tuttle	
2014/0199168	A1	7/2014	Spiro	
2015/0167922	A1	6/2015	Casper et al.	
2015/0176823	A1	6/2015	Leshniak et al.	
2016/0369995	A1	12/2016	Jang et al.	
2017/0146225	A1	5/2017	Chien et al.	

* cited by examiner

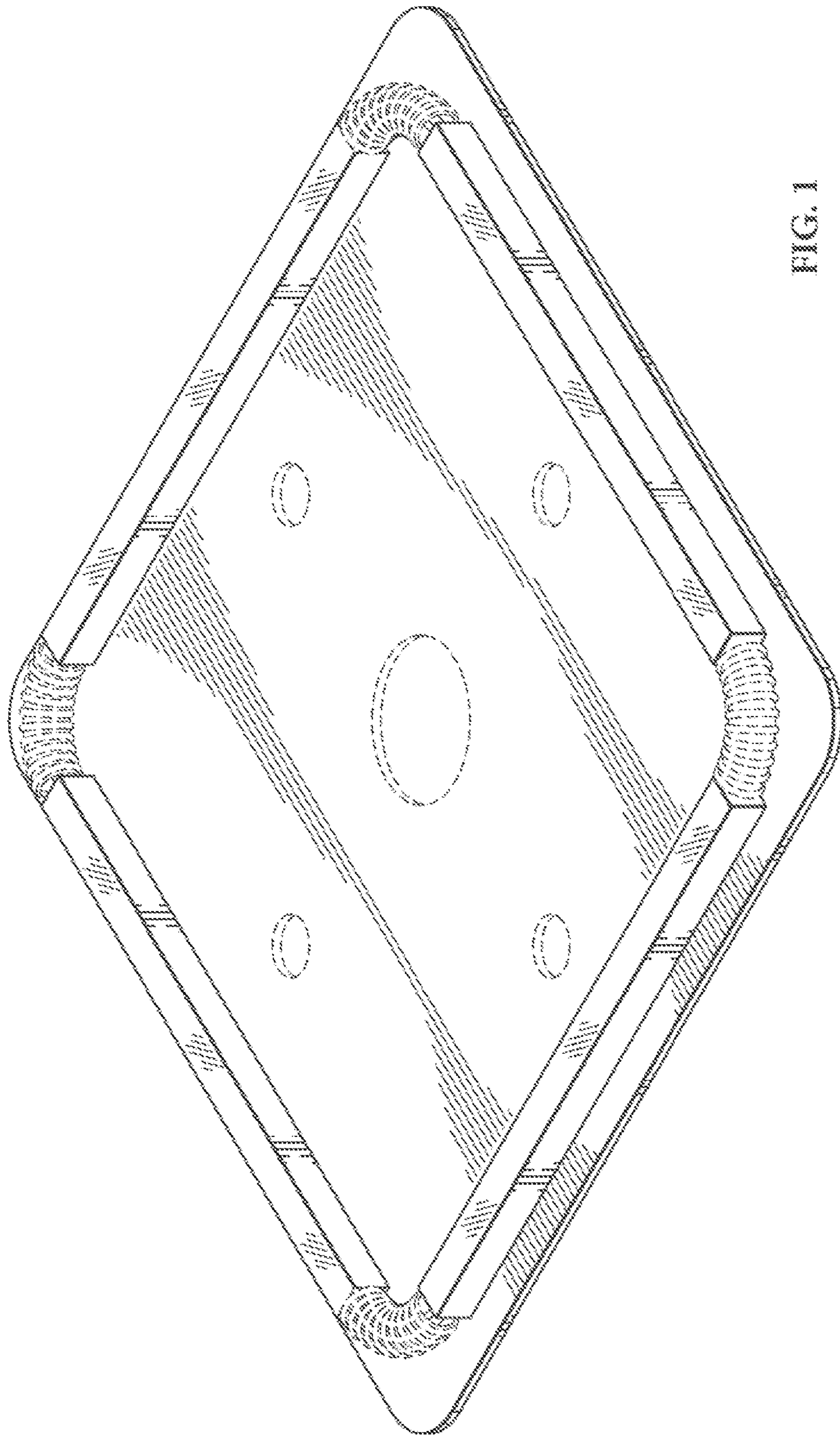


FIG. 1

FIG. 2




FIG. 3




FIG. 4




FIG. 5




FIG. 6

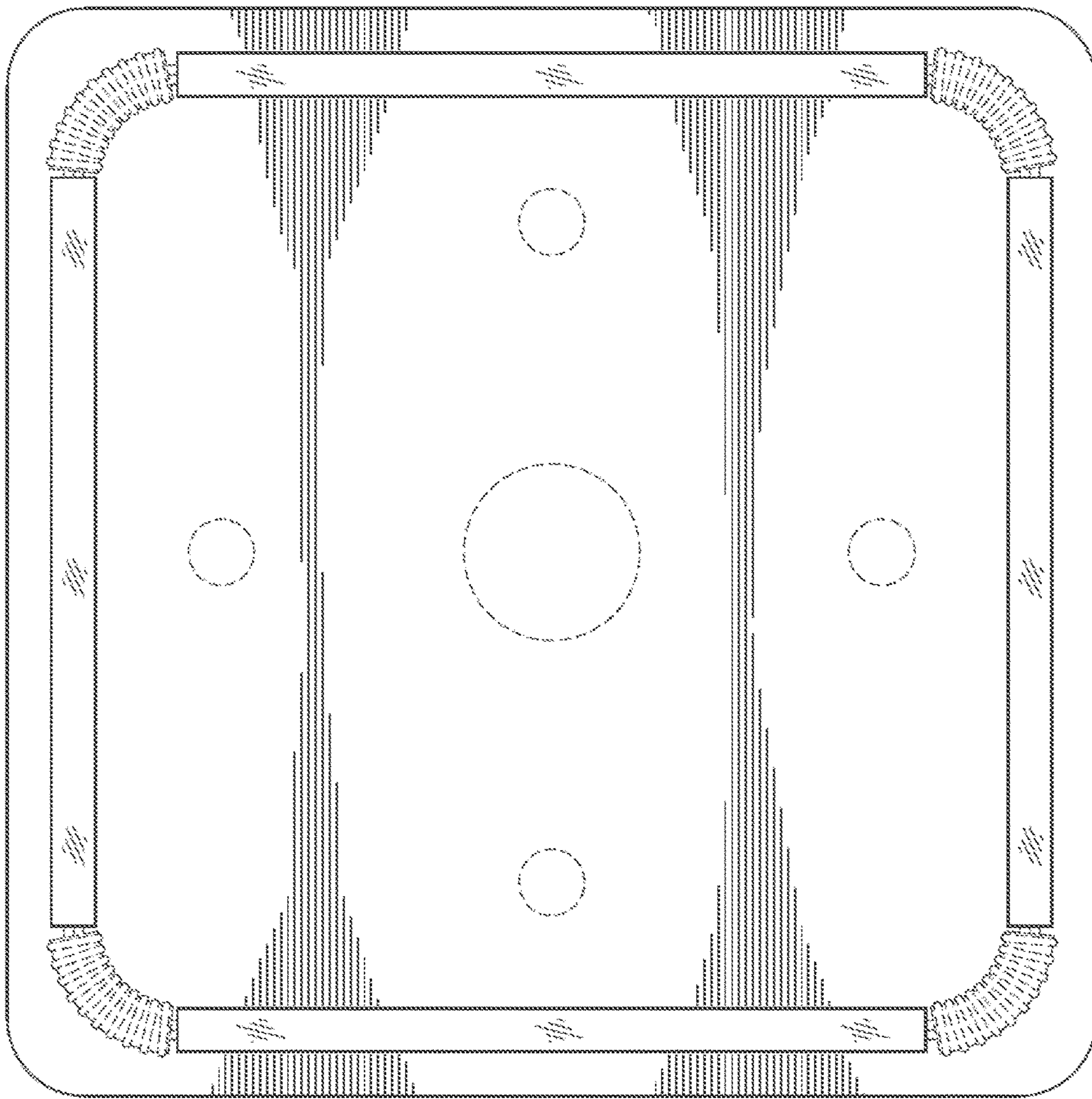
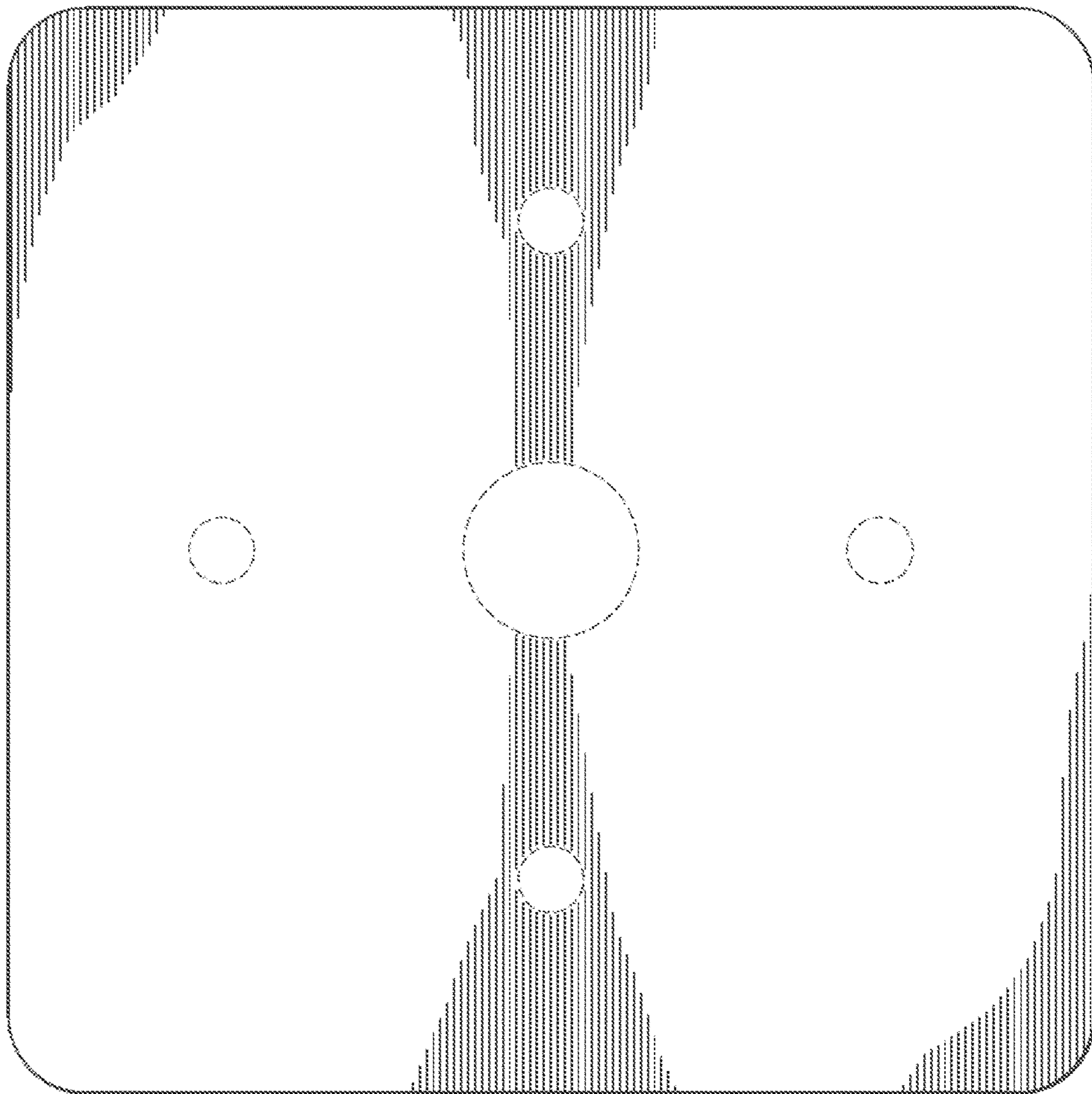


FIG. 7



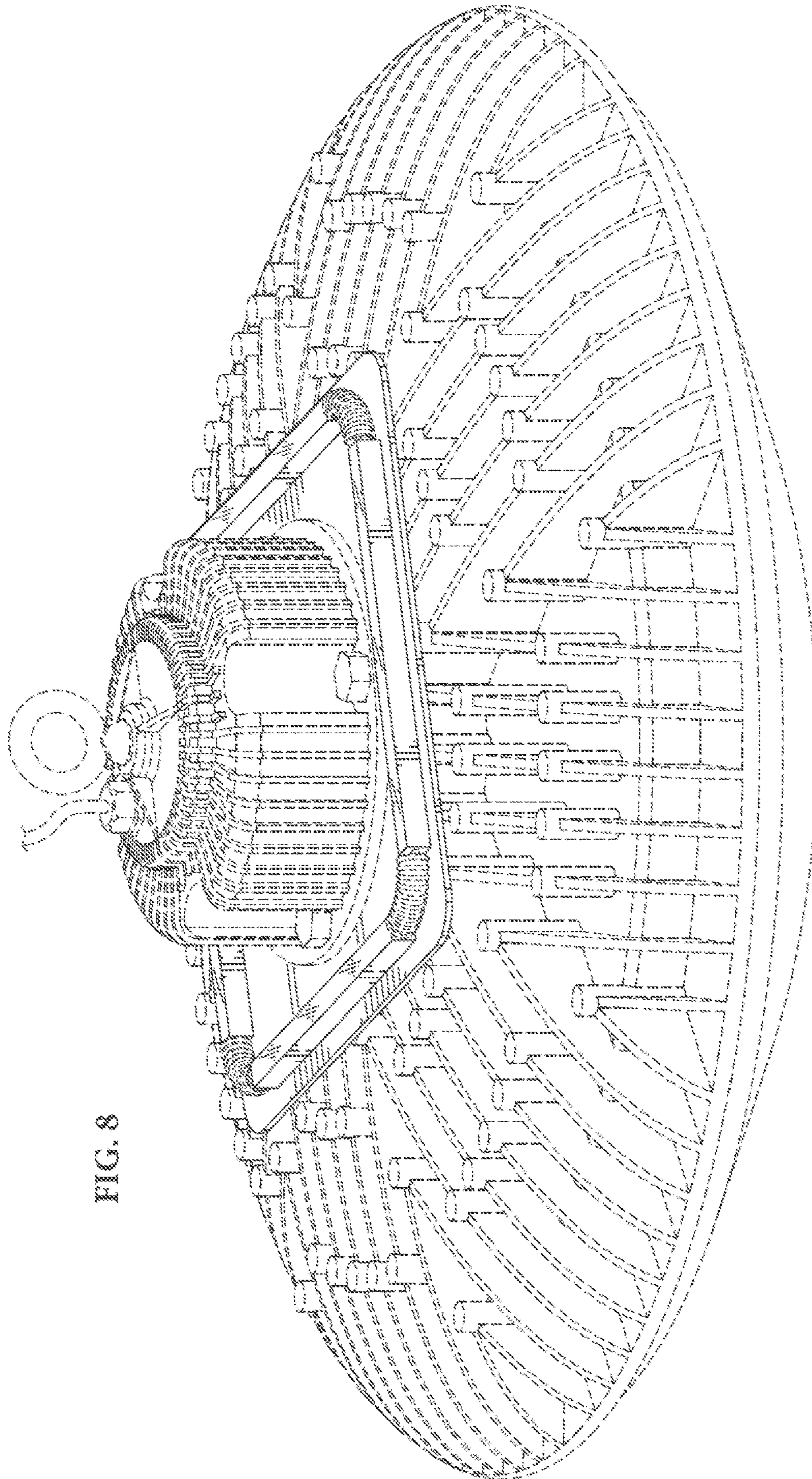


FIG. 8