



US00D820504S

(12) **United States Design Patent**  
**Yu**

(10) **Patent No.:** **US D820,504 S**

(45) **Date of Patent:** **\*\* Jun. 12, 2018**

(54) **FLAT LAMP**

(71) Applicant: **Zhan Yu**, Nanchang (CN)

(72) Inventor: **Zhan Yu**, Nanchang (CN)

(\*\*) Term: **15 Years**

(21) Appl. No.: **29/597,161**

(22) Filed: **Mar. 14, 2017**

(51) **LOC (11) Cl.** ..... **26-03**

(52) **U.S. Cl.**  
USPC ..... **D26/106**

(58) **Field of Classification Search**  
USPC ..... D26/60-66, 72, 87, 92, 85, 93, 94, 102,  
D26/104, 106; D11/96, 157; D99/27;  
D13/102

CPC ..... F21S 4/00; F21S 6/00; F21S 6/002; F21S  
6/004; F21S 8/043; F21S 8/08; F21V  
14/00; F21V 21/00; F21V 21/116; F21V  
21/14; F21V 21/34; F21W 2131/30

See application file for complete search history.

(56) **References Cited**

**U.S. PATENT DOCUMENTS**

D356,178 S *	3/1995	Von Kluck .....	D26/106
D393,917 S *	4/1998	Hutton .....	D26/106
D503,825 S *	4/2005	Friedman .....	D26/94
D590,984 S *	4/2009	Romano .....	D26/94

D734,529 S *	7/2015	Krenkler .....	D26/107
D780,983 S *	3/2017	Baylar .....	D26/106
D785,849 S *	5/2017	Sites .....	D26/94
D801,573 S *	10/2017	Chehanowaki .....	D26/94
D808,572 S *	1/2018	Zhang .....	D26/106

\* cited by examiner

*Primary Examiner* — Brian N. Vinson

(74) *Attorney, Agent, or Firm* — Gokalp Bayramoglu

(57) **CLAIM**

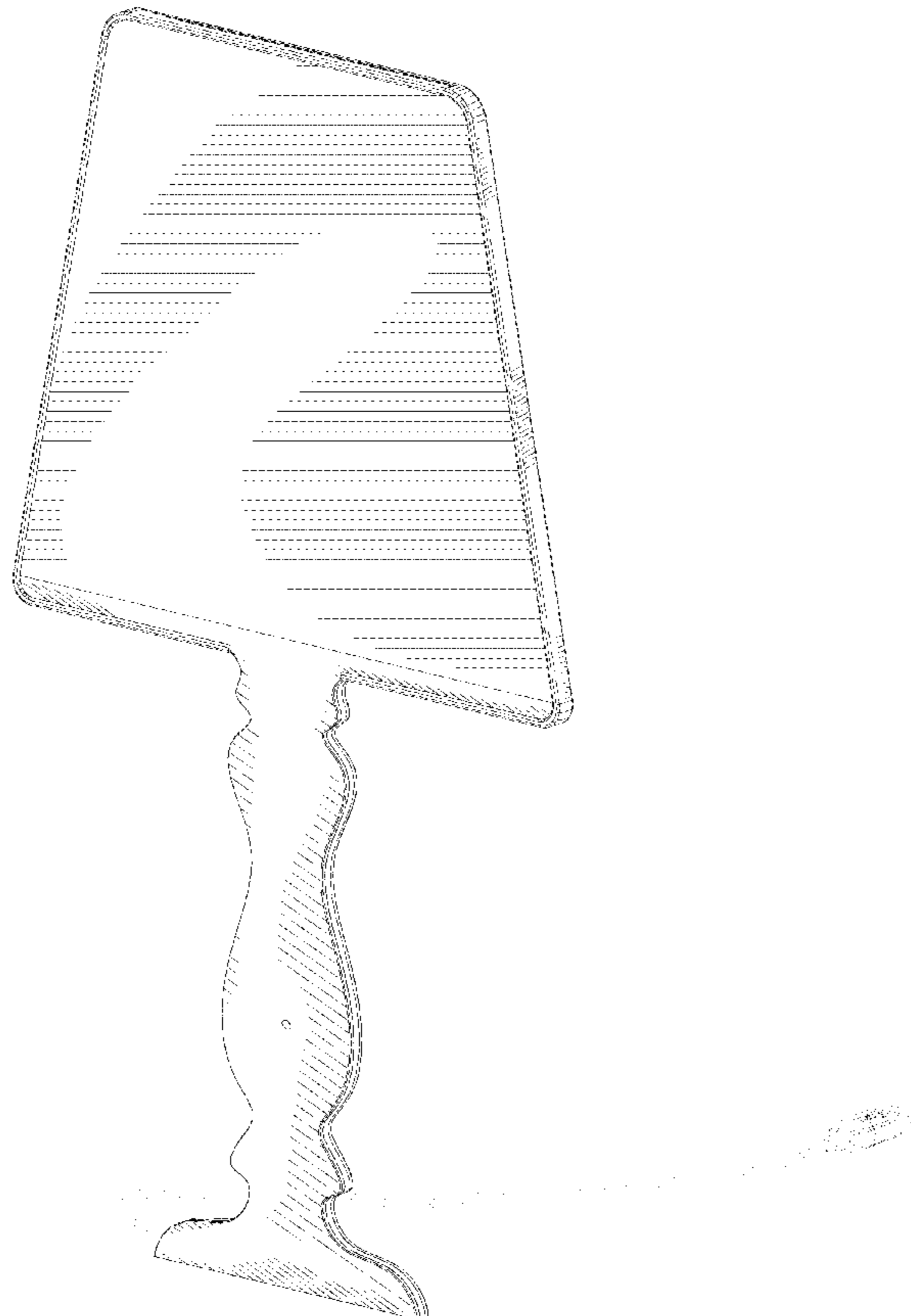
The ornamental design for a flat lamp, as shown and described.

**DESCRIPTION**

FIG. 1 is a front view of a flat lamp showing the new design;  
FIG. 2 is a rear view of the flat lamp;  
FIG. 3 is a top view of the flat lamp;  
FIG. 4 is a left side view of the flat lamp;  
FIG. 5 is a right side view of the flat lamp;  
FIG. 6 is a front and right perspective view of the flat lamp;  
FIG. 7 is a rear and left perspective view of the flat lamp;  
and,  
FIG. 8 is a front and bottom perspective view of the flat lamp.

The broken line disclosure of the cord and plug represents a portion of the article in which the claimed design is embodied, but which forms no part of the claimed design.

**1 Claim, 8 Drawing Sheets**



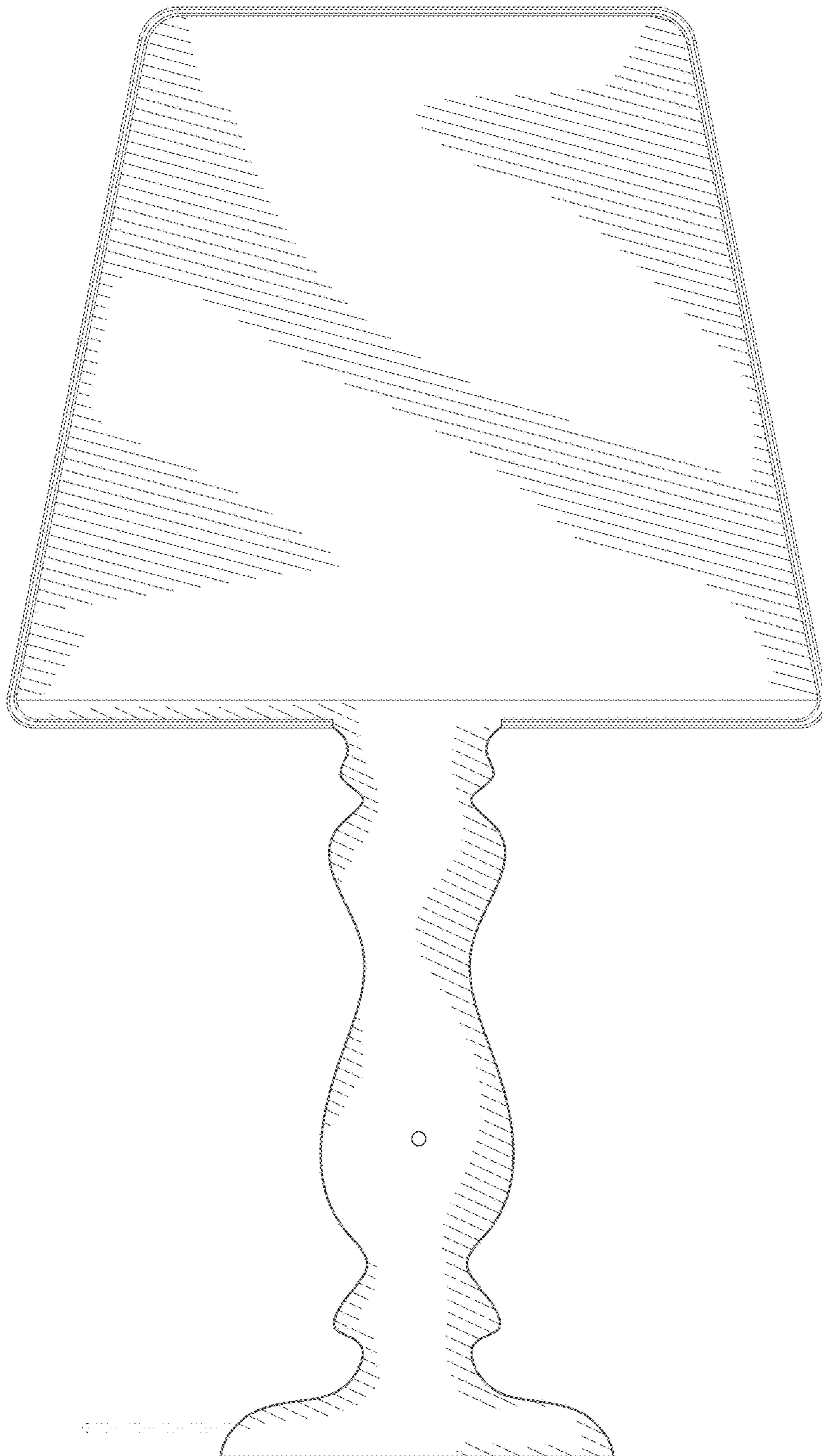


FIG. 1

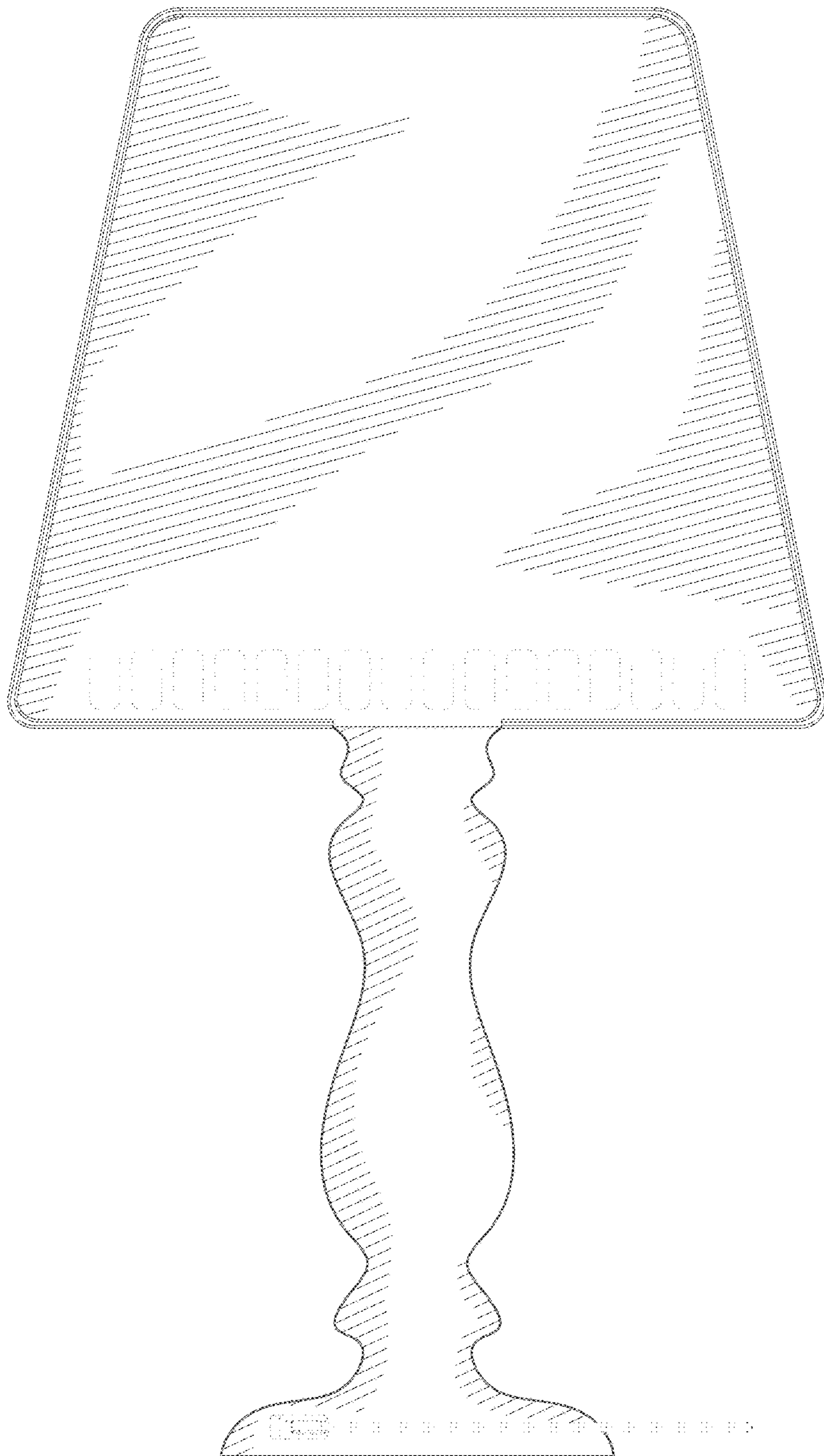


FIG. 2




FIG. 3

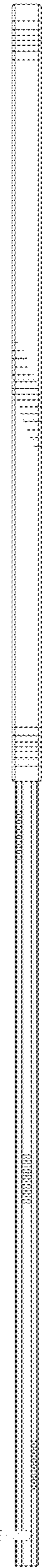


FIG. 4

FIG. 4




FIG. 5

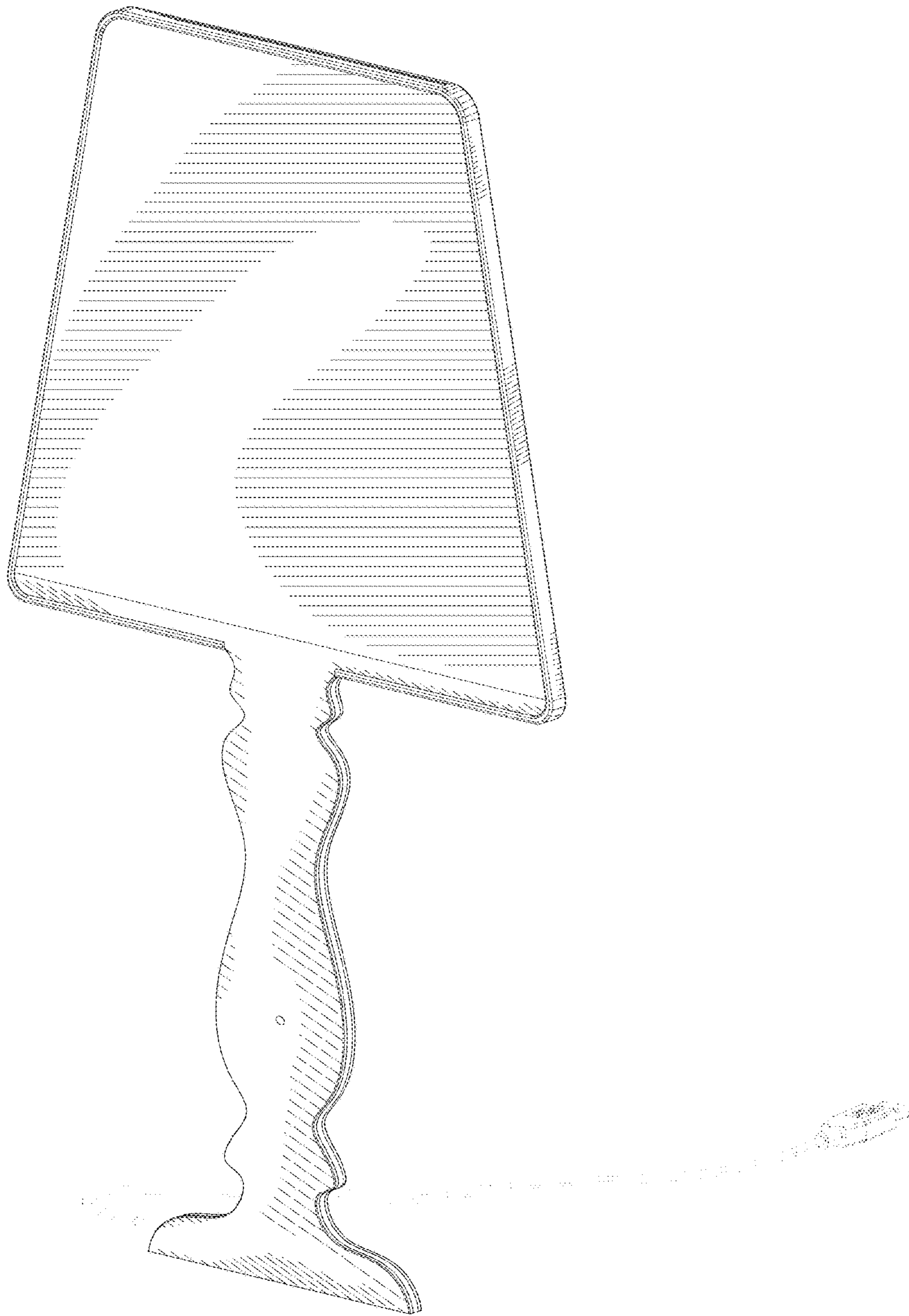


FIG. 6

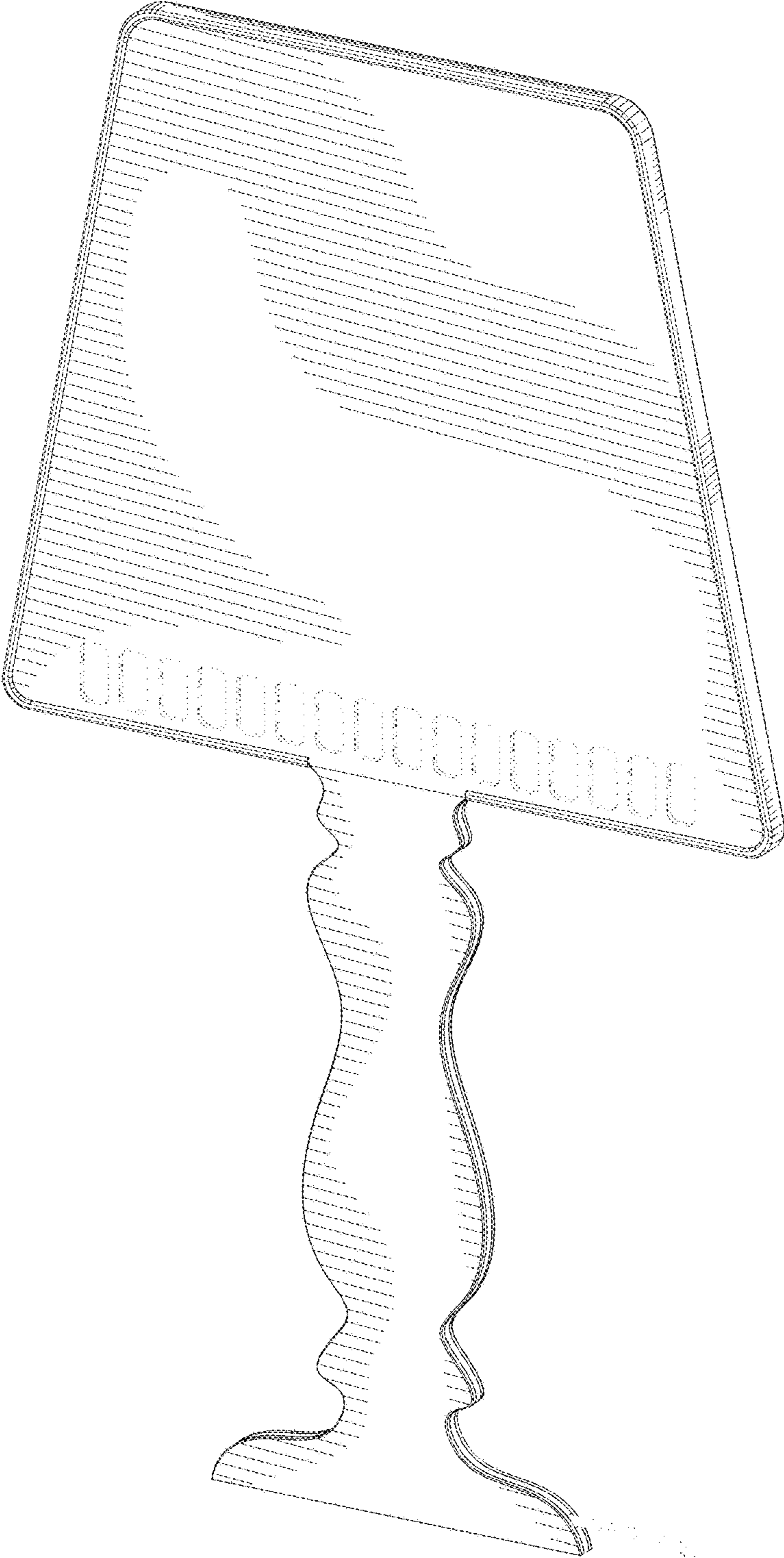


FIG. 7



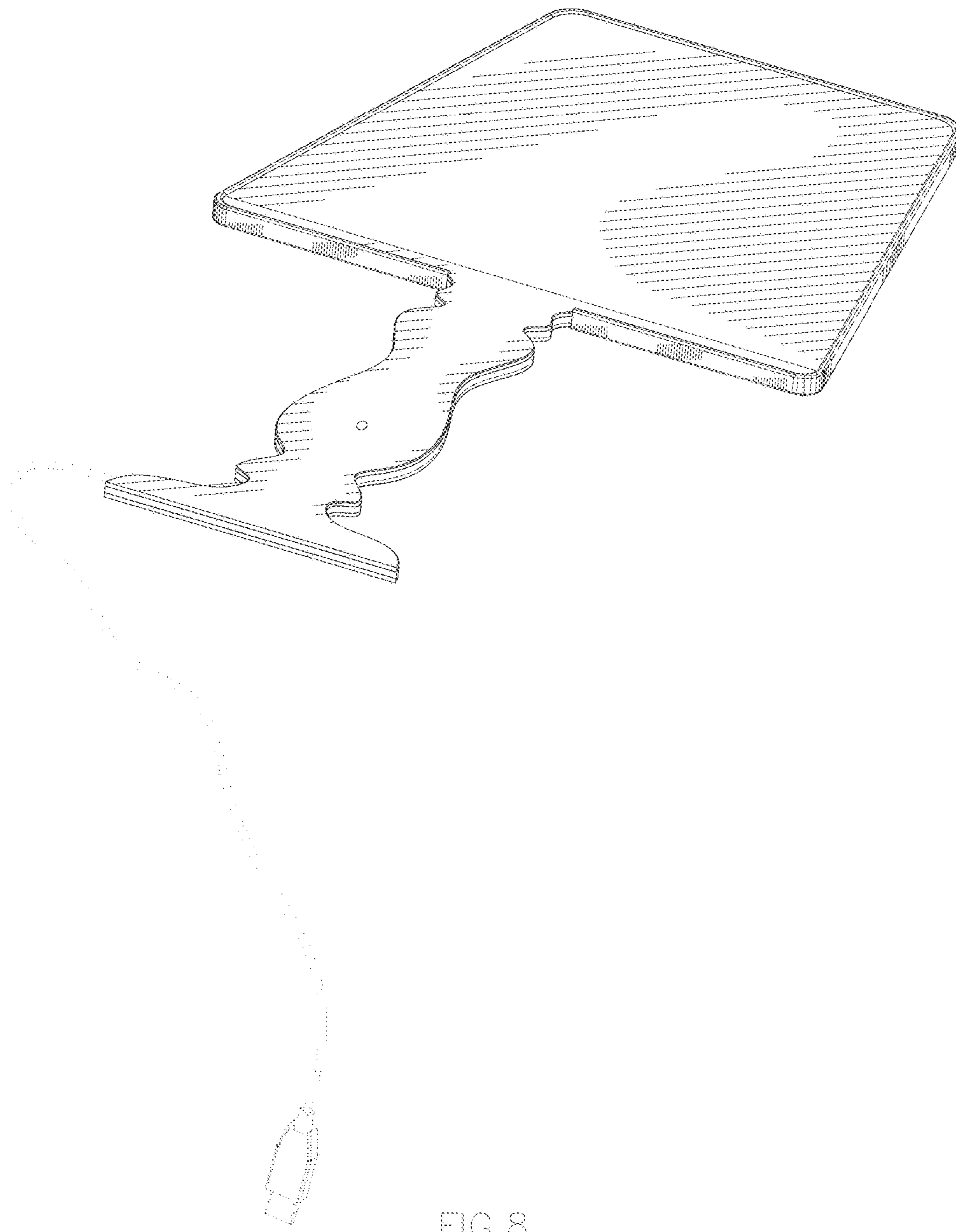


FIG. 8