

US00D820503S

(12) **United States Design Patent**
Decq

(10) **Patent No.:** **US D820,503 S**
(45) **Date of Patent:** **** Jun. 12, 2018**

(54) **LIGHTING FIXTURE**
(71) Applicant: **PHILIPS LIGHTING HOLDING B.V.**, Eindhoven (NL)
(72) Inventor: **Odile Decq**, Paris (FR)
(73) Assignee: **PHILIPS LIGHTING HOLDING B.V.**, Eindhoven (NL)
(**) Term: **15 Years**
(21) Appl. No.: **35/501,684**
(22) Filed: **Sep. 27, 2016**
(80) **Hague Agreement Data**
Int. Filing Date: **Sep. 27, 2016**
Int. Reg. No.: **DM/092726**
Int. Reg. Date: **Sep. 27, 2016**
Int. Reg. Pub. Date: **Oct. 7, 2016**

(30) **Foreign Application Priority Data**
Apr. 5, 2016 (EM) 003056464-0002
(51) **LOC (11) Cl.** **26-03**
(52) **U.S. Cl.**
USPC **D26/88**
CPC **F21S 8/03** (2013.01)
(58) **Field of Classification Search**
USPC D26/80-91, 118, 128
CPC F21S 8/03; F21S 8/033; F21S 8/036; F21S 8/04; F21S 8/043; F21S 8/046; F21S 8/06; F21S 8/061; F21S 8/063; F21S 8/065; F21S 8/068
See application file for complete search history.

(56) **References Cited**
U.S. PATENT DOCUMENTS
D566,879 S * 4/2008 Jamelle D26/132
D602,192 S * 10/2009 Tunze D26/88

D656,265 S * 3/2012 Sabernig D26/88
D667,158 S * 9/2012 Fisher D26/80
D667,986 S * 9/2012 Decq D26/89
D755,433 S * 5/2016 Sonneman D26/84
D759,292 S * 6/2016 Zahn D26/120
D779,104 S * 2/2017 Krueckeberg D26/88
D779,106 S * 2/2017 Krueckeberg D26/89
D781,493 S * 3/2017 Urquiola D26/118
D787,110 S * 5/2017 Hood D26/119
D791,389 S * 7/2017 Sonneman D26/90
D792,005 S * 7/2017 Sonneman D26/87
D792,008 S * 7/2017 Sonneman D26/85
D794,864 S * 8/2017 Sonneman D26/87
D797,346 S * 9/2017 Sonneman D26/88
D797,348 S * 9/2017 Sonneman D26/86
2002/0145877 A1 * 10/2002 Johnson F21S 8/065
362/406
2012/0106134 A1 * 5/2012 Chang F21S 8/06
362/147
2014/0211457 A1 * 7/2014 Tarsa F21S 8/06
362/147

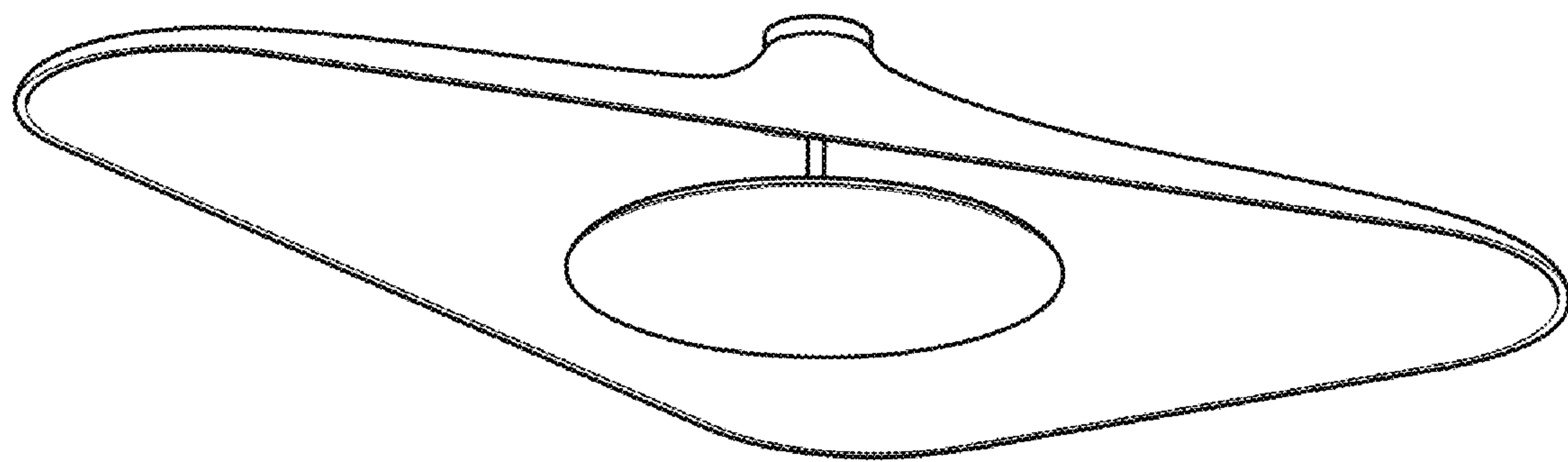
* cited by examiner

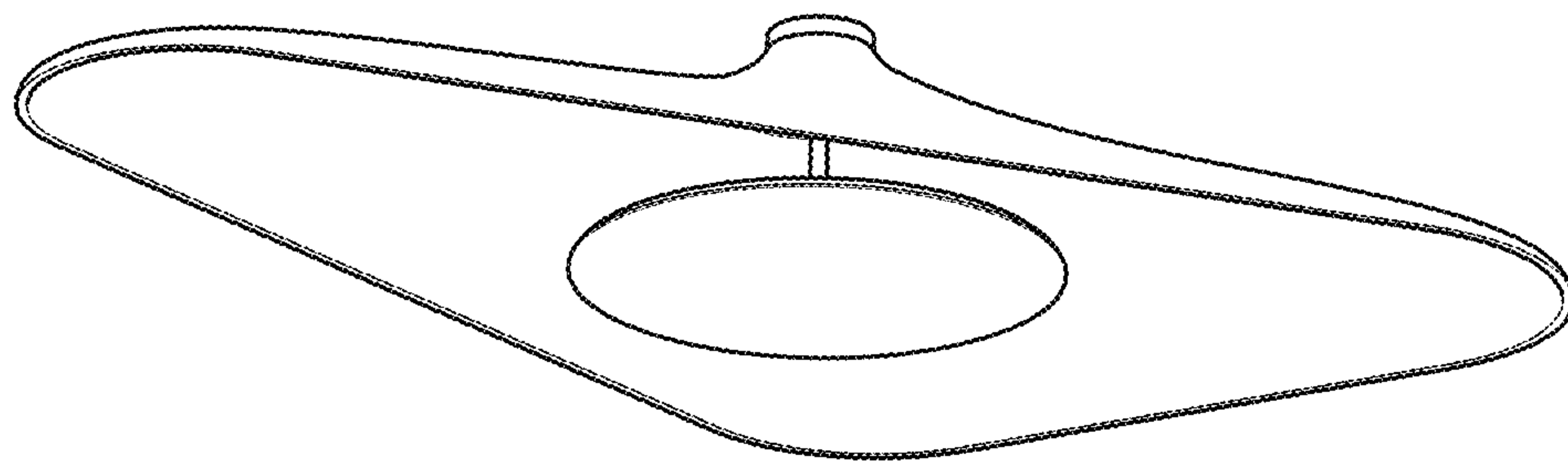
Primary Examiner — Richard E Chilcot

(57) **CLAIM**
The ornamental design for a lighting fixture, as shown and described.

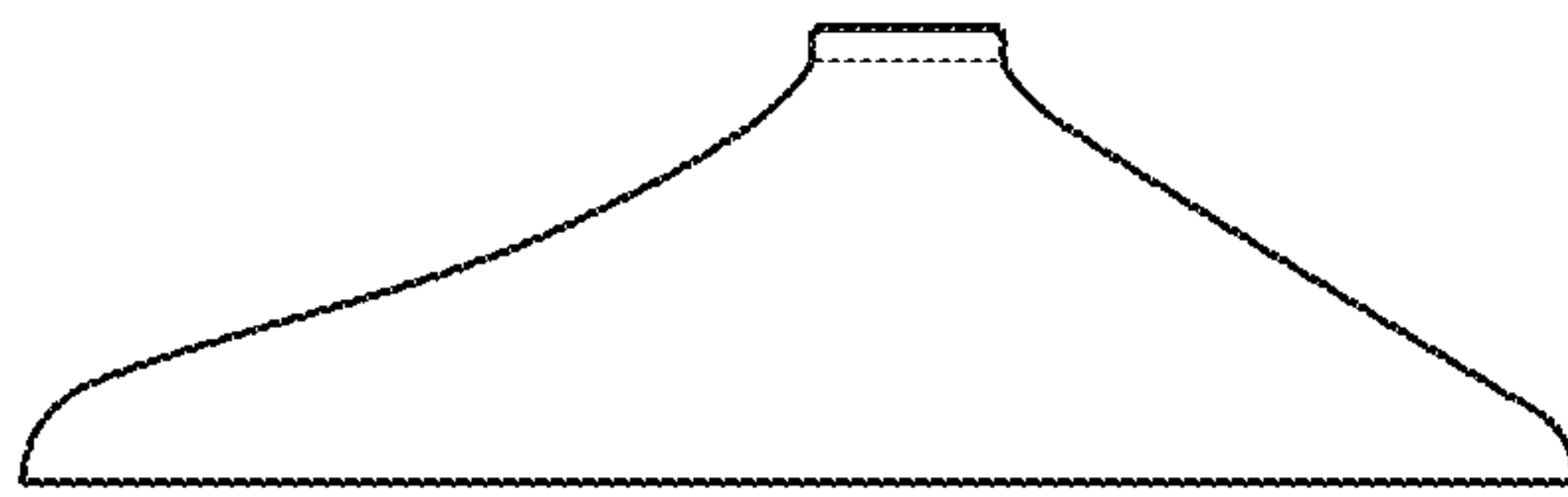
DESCRIPTION
1. Lighting fixture
1.1 is a front perspective view showing of a lighting fixture showing our new design;
1.2 is a front elevational view thereof;
1.3 is a rear elevational view thereof;
1.4 is a left side elevational view thereof;
1.5 is a right side elevational view thereof;
1.6 is a top plan view thereof;
1.7 is a bottom plan view thereof.
The dash-dot-dash broken lines shown represent the bounds of the claim and forms no part thereof and the dashed broken lines shown therein illustrate portions of the lighting fixture that form no part of the claimed design.

1 Claim, 4 Drawing Sheets

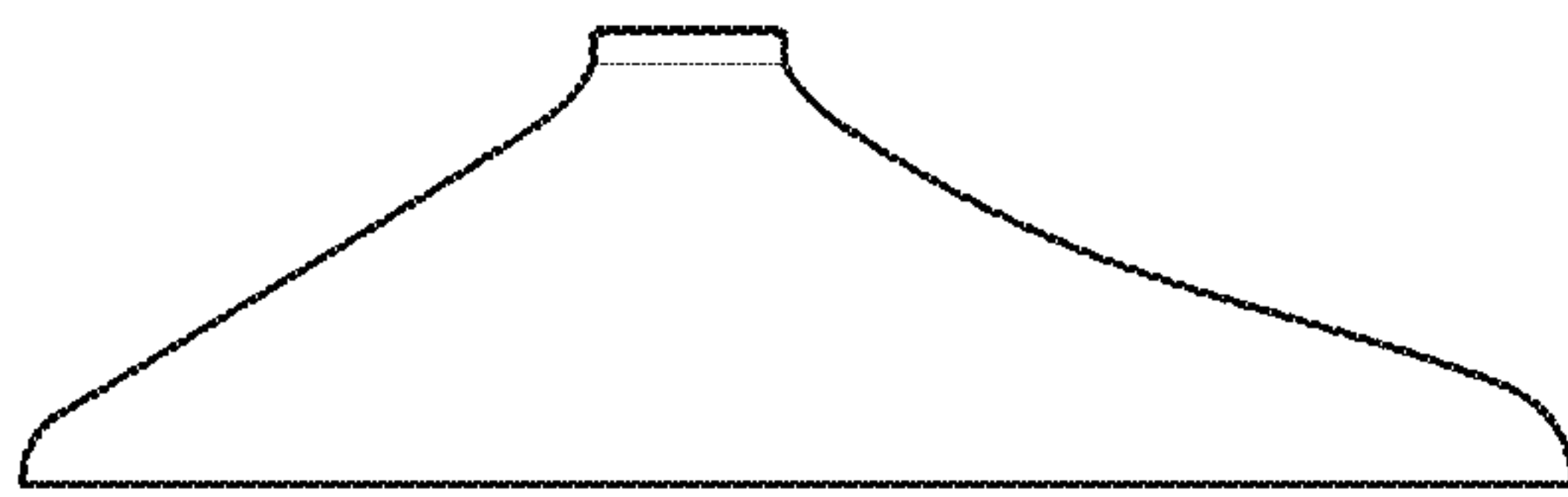




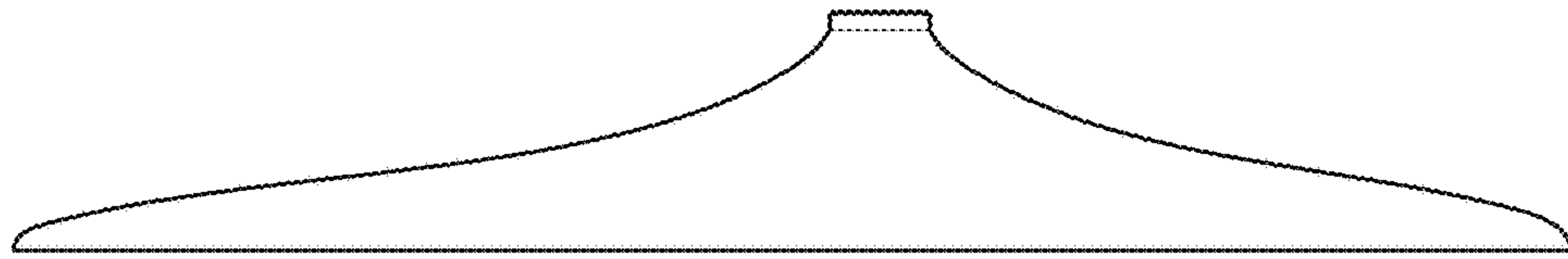
1.1



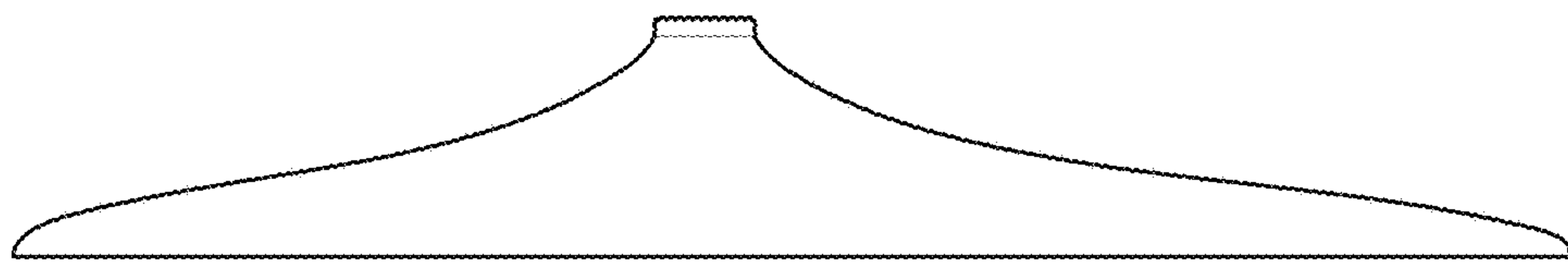
1.2



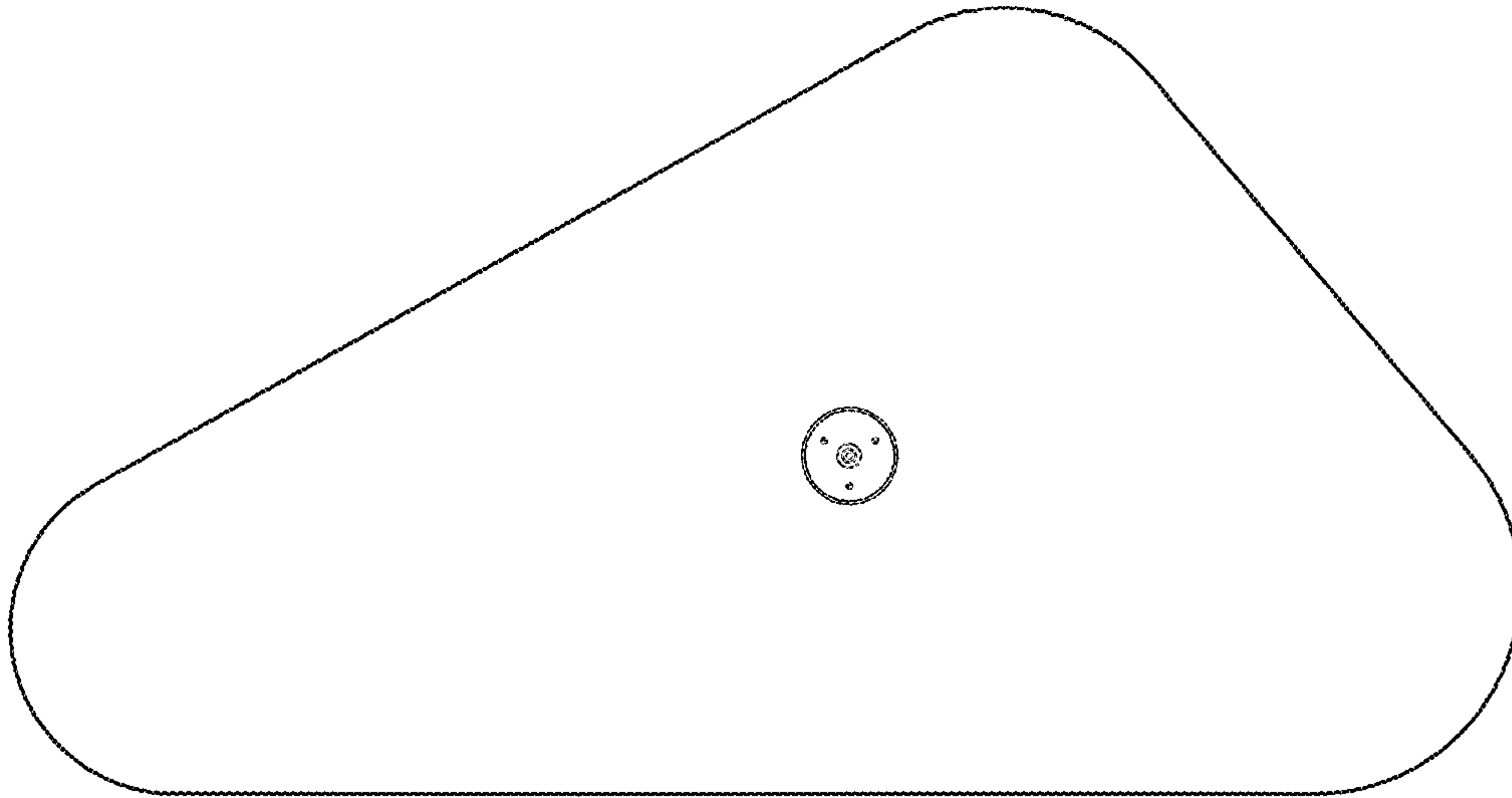
1.3



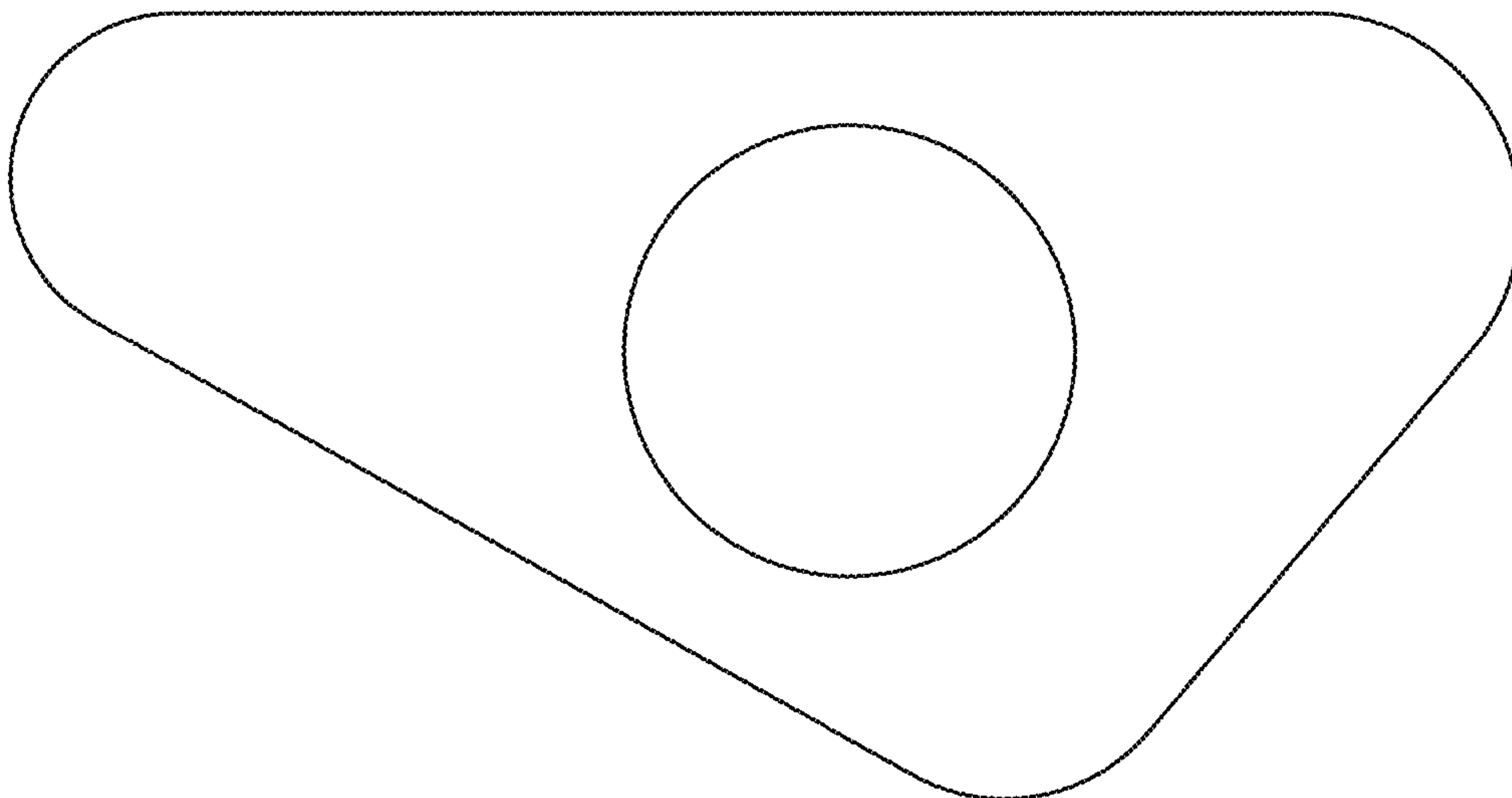
1.4



1.5



1.6



1.7