



US00D820502S

(12) **United States Design Patent**  
**Hoffmann et al.**

(10) **Patent No.:** **US D820,502 S**  
(45) **Date of Patent:** **\*\* Jun. 12, 2018**

(54) **LIGHT CASING**

(71) Applicant: **d.light design, Inc.**, San Francisco, CA (US)

(72) Inventors: **Eva Hoffmann**, New York, NY (US);  
**Ji Guo Qing**, Shenzhen (CN); **He Zhi Jun**, Shenzhen (CN)

(73) Assignee: **d.light design, Inc.**, San Francisco, CA (US)

(\*\*) Term: **15 Years**

(21) Appl. No.: **29/589,141**

(22) Filed: **Dec. 28, 2016**

(51) **LOC (11) Cl.** ..... **26-03**

(52) **U.S. Cl.**  
USPC ..... **D26/88; D26/131**

(58) **Field of Classification Search**

USPC ..... D26/72, 80, 81, 84, 85, 86, 87, 88, 90,  
D26/91, 93, 103-105, 118, 131, 135  
CPC .... F21S 8/043; F21S 8/046; F21S 8/06; F21S  
8/061; F21S 8/063; F21S 8/065; F21S  
8/068; F21S 8/083

See application file for complete search history.

(56) **References Cited**

**U.S. PATENT DOCUMENTS**

D46,936 S \* 2/1915 Young ..... D26/88  
D48,607 S \* 2/1916 Retherford ..... D26/88

D50,208 S \* 1/1917 Peck ..... D26/131  
D50,603 S \* 4/1917 Booth ..... D26/131  
D51,251 S \* 9/1917 Braunstein ..... D26/88  
D51,252 S \* 9/1917 Braunstein ..... D26/88  
D57,419 S \* 3/1921 Adam ..... D26/88  
D75,508 S \* 6/1928 Moore ..... D26/131  
D75,509 S \* 6/1928 Moore ..... D26/131  
D86,903 S \* 5/1932 Appleman ..... D26/131  
D144,251 S \* 3/1946 Kreidler ..... D26/131  
D208,203 S \* 8/1967 Porter ..... D26/81  
D782,724 S \* 3/2017 Heerema ..... D26/88

\* cited by examiner

*Primary Examiner* — Clare E Heflin

(74) *Attorney, Agent, or Firm* — Morgan, Lewis & Bockius LLP

(57) **CLAIM**

The ornamental design for a light casing, as shown and described.

**DESCRIPTION**

FIG. 1 is a first front perspective view of our new design of a light casing;

FIG. 2 is a front view of the design of FIG. 1;

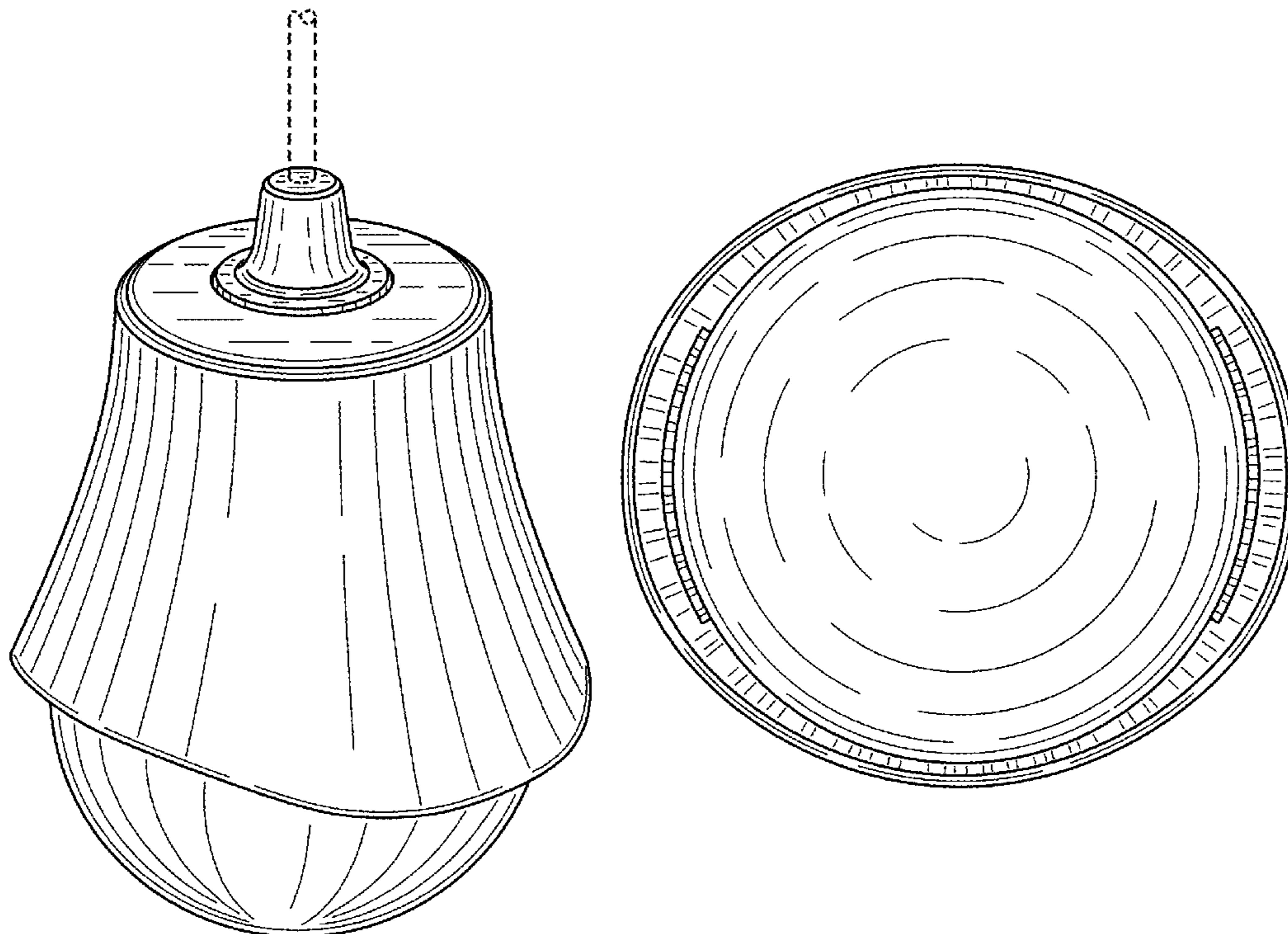
FIG. 3 is a side view of the design of FIG. 1;

FIG. 4 is a top view of the design of FIG. 1; and,

FIG. 5 is a bottom view of the design of FIG. 1.

In the drawings, evenly-spaced broken lines showing a power cable depict environment and form no part of the claimed design.

**1 Claim, 5 Drawing Sheets**



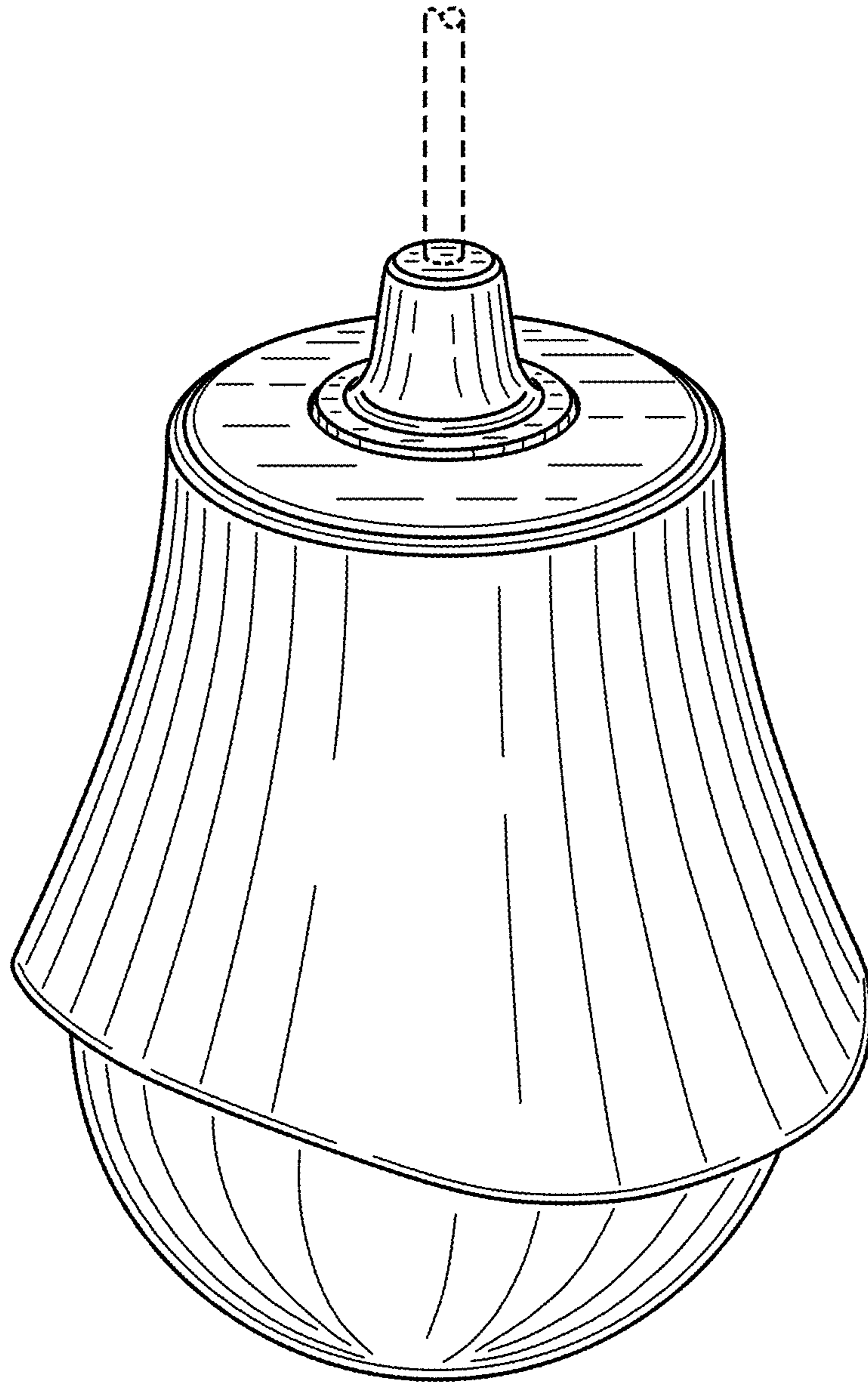


FIG. 1




FIG. 2

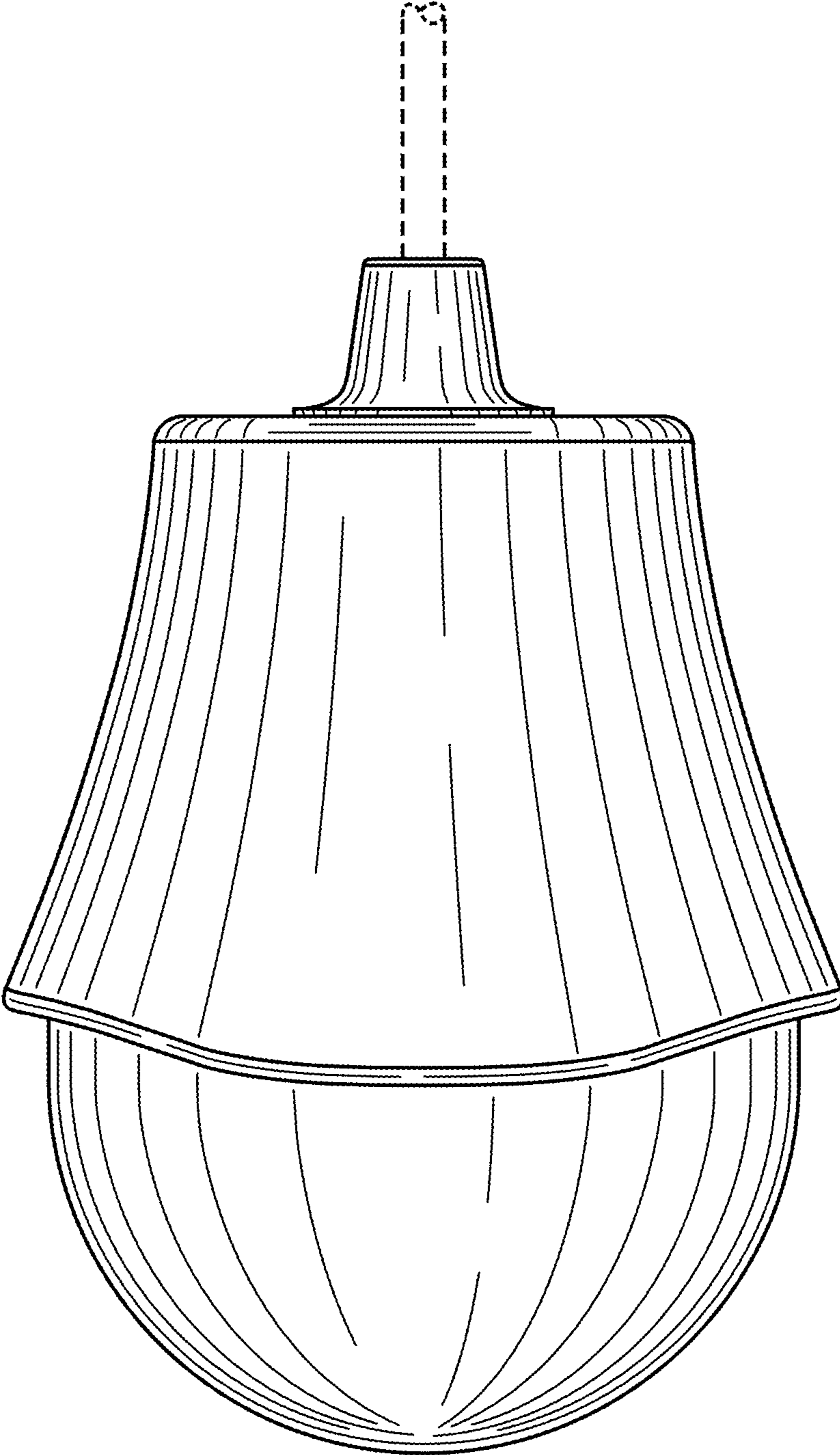


FIG. 3



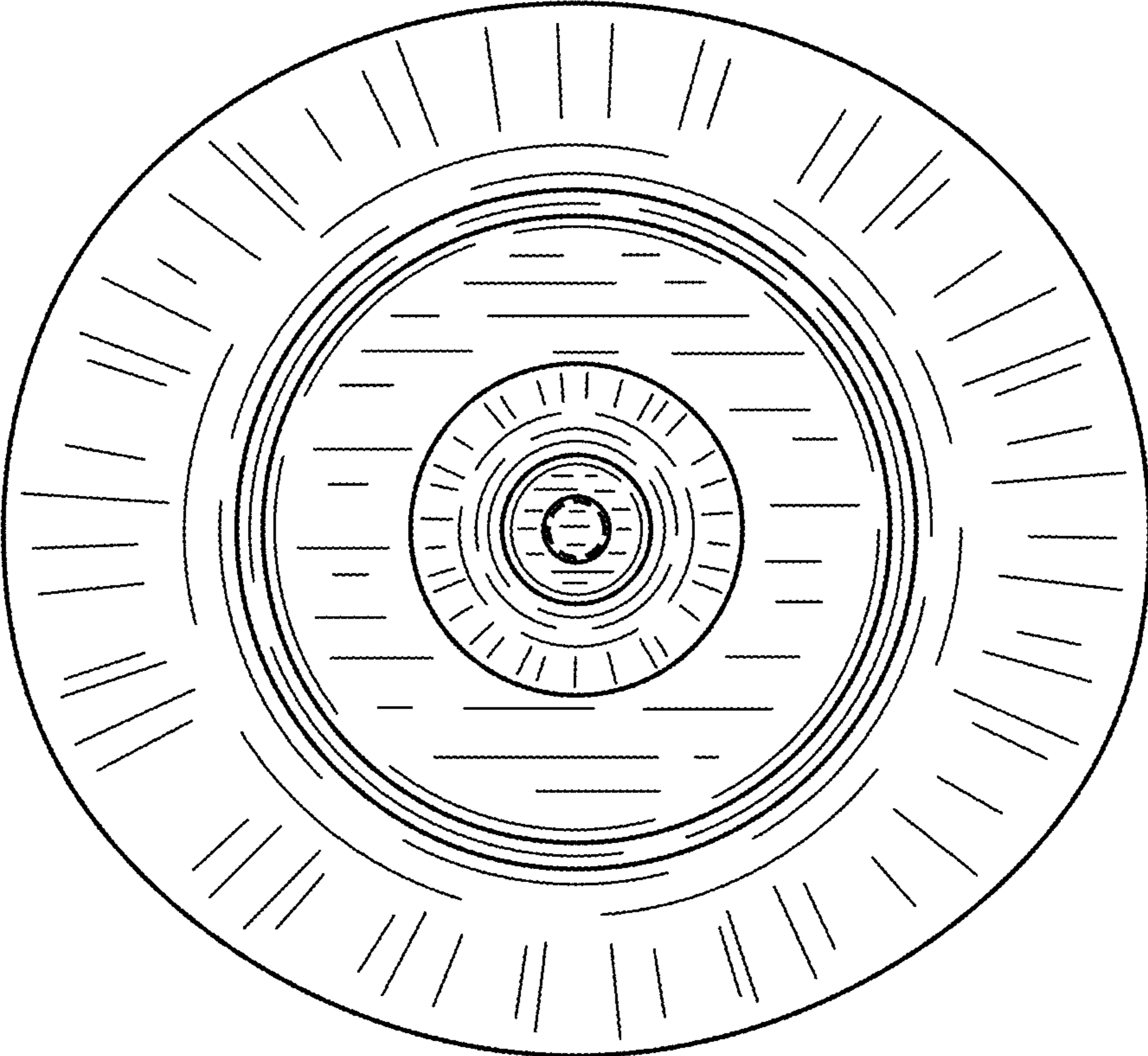


FIG. 4

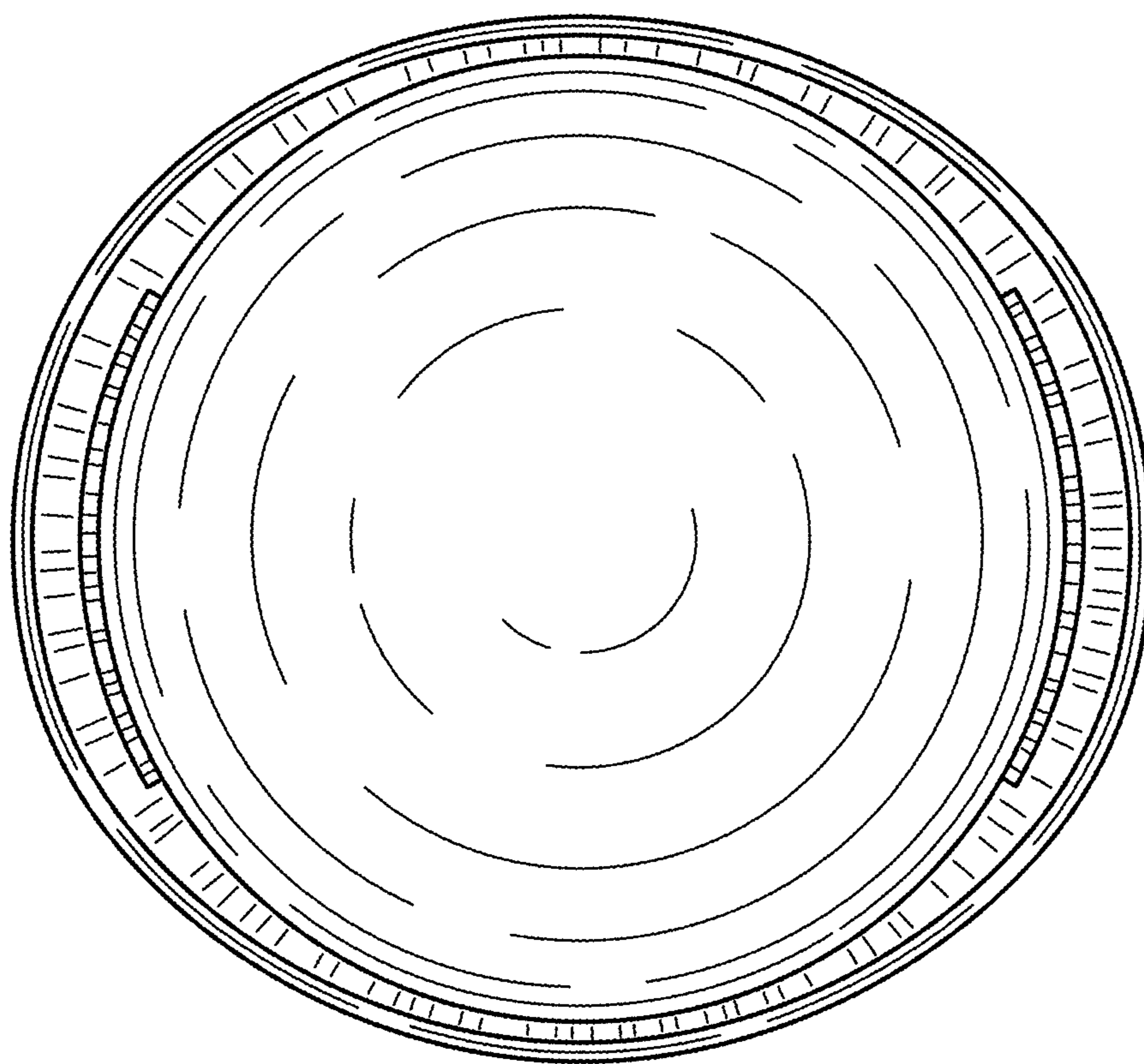


FIG. 5