



US00D820500S

(12) **United States Design Patent**  
**Li et al.**

(10) **Patent No.:** **US D820,500 S**  
(45) **Date of Patent:** **\*\* Jun. 12, 2018**

(54) **CABINET LAMP**

(71) Applicant: **Zhongshan Winstar Electrical Co., Ltd.**, Zhongshan, Guangdong (CN)

(72) Inventors: **Yu Li**, Guangdong (CN); **Nan Chun Chen**, Guangdong (CN); **Feng Du**, Guangdong (CN); **Hui Liang Xin**, Guangdong (CN)

(73) Assignee: **Zhongshan Winstar Electrical Co., Ltd.**, Zhongshan (CN)

(\*\*) Term: **15 Years**

(21) Appl. No.: **29/589,822**

(22) Filed: **Jan. 4, 2017**

(30) **Foreign Application Priority Data**

Aug. 29, 2016 (CN) ..... 2016 3 0436198

(51) **LOC (11) Cl.** ..... **26-05**

(52) **U.S. Cl.**  
USPC ..... **D26/85**; D26/76

(58) **Field of Classification Search**  
USPC ..... D26/70, 72, 85-87, 121, 122, 75, 76  
CPC ..... F21V 1/00; F21V 5/00; F21V 5/02; F21V 5/043; F21V 21/00; F21V 21/02; F21V 7/041; F21V 7/048; F21S 8/03; F21S 8/033; F21S 8/036; F21S 8/037; F21S 8/04; F21S 9/037; F21W 2131/107  
See application file for complete search history.

(56) **References Cited**

**U.S. PATENT DOCUMENTS**

- RE33,471 E \* 12/1990 Herst ..... F21S 2/00  
362/223
- RE33,593 E \* 5/1991 Herst ..... F21S 2/00  
362/223
- 6,755,551 B2 \* 6/2004 Soorus ..... F21S 8/00  
315/58
- D496,746 S \* 9/2004 Herst ..... D26/118
- D532,544 S \* 11/2006 Woertler ..... D26/80

- D581,080 S \* 11/2008 Mier-Langner ..... D26/63
- D602,626 S \* 10/2009 Santoro ..... D26/76
- D608,043 S \* 1/2010 Ko ..... D26/72
- D636,108 S \* 4/2011 Nguyen ..... D26/76
- D706,483 S \* 6/2014 Ma ..... D26/76
- D707,880 S \* 6/2014 Magnusson ..... D26/120
- D722,718 S \* 2/2015 Chen ..... D26/72
- D791,383 S \* 7/2017 Yu ..... D26/76

(Continued)

**OTHER PUBLICATIONS**

Lux Light Under Cabinet Light, Amazon.com, Jun. 6, 2016, site visited Dec. 13, 2017, available online at [https://www.amazon.com/?pd\\_rd\\_i=B01FFEQ6K8&pd\\_rd\\_r=1SN8PD5BRW3QXX75AKYM&pd\\_rd\\_w=2WmnO&pd\\_rd\\_wg=tbDi4&psc=1&refRID=1SN8PD5BRW3QXX75AKYM](https://www.amazon.com/?pd_rd_i=B01FFEQ6K8&pd_rd_r=1SN8PD5BRW3QXX75AKYM&pd_rd_w=2WmnO&pd_rd_wg=tbDi4&psc=1&refRID=1SN8PD5BRW3QXX75AKYM) (Year: 2016).\*

*Primary Examiner* — Cathron C Brooks

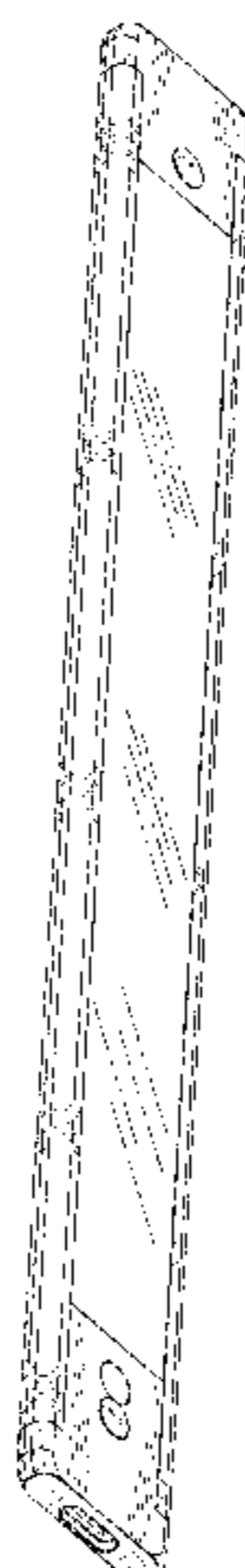
(57) **CLAIM**

The ornamental design for a cabinet lamp, as shown and described.

**DESCRIPTION**

FIG. 1 is a front elevational view of a cabinet lamp showing our new design;  
FIG. 2 is a rear elevational view thereof;  
FIG. 3 is a right side view thereof;  
FIG. 4 is a left side view thereof;  
FIG. 5 is a top plan view thereof, shown at an enlarged scale;  
FIG. 6 is a bottom plan view thereof, shown at an enlarged scale;  
FIG. 7 is a first perspective view thereof; and,  
FIG. 8 is a second perspective view thereof.  
The broken lines in the drawings illustrate portions of the cabinet lamp which form no part of the claimed design. The diagonal lines indicate transparency.

**1 Claim, 8 Drawing Sheets**



(56)

**References Cited**

U.S. PATENT DOCUMENTS

D800,942 S \* 10/2017 Poyrah ..... D26/72  
2012/0081923 A1 \* 4/2012 Li ..... F21V 21/096  
362/612

\* cited by examiner

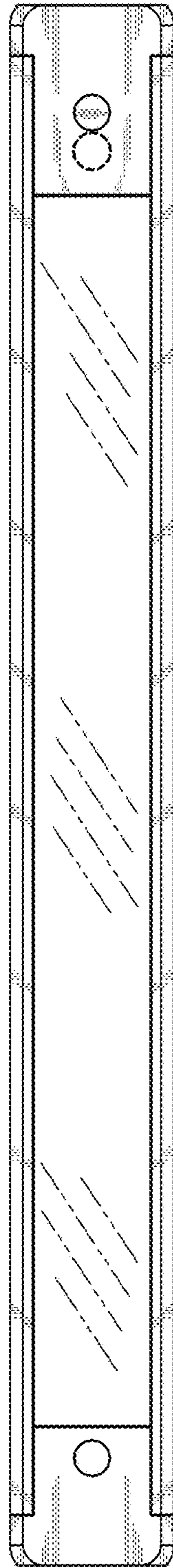


Fig. 1

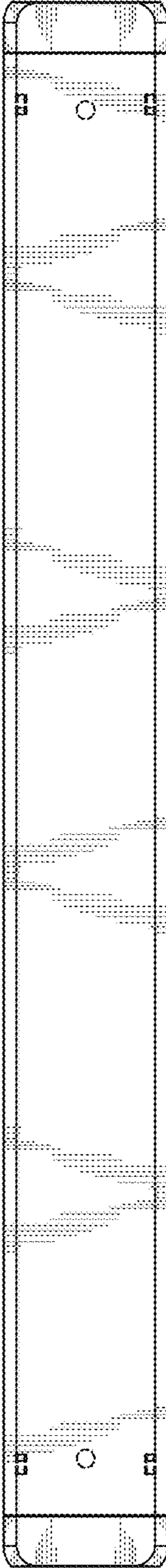


Fig. 2

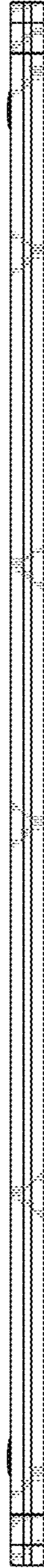


Fig. 3

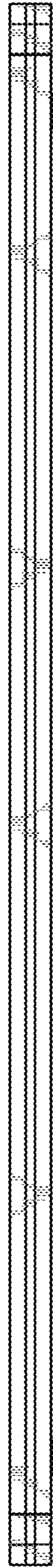


Fig. 4

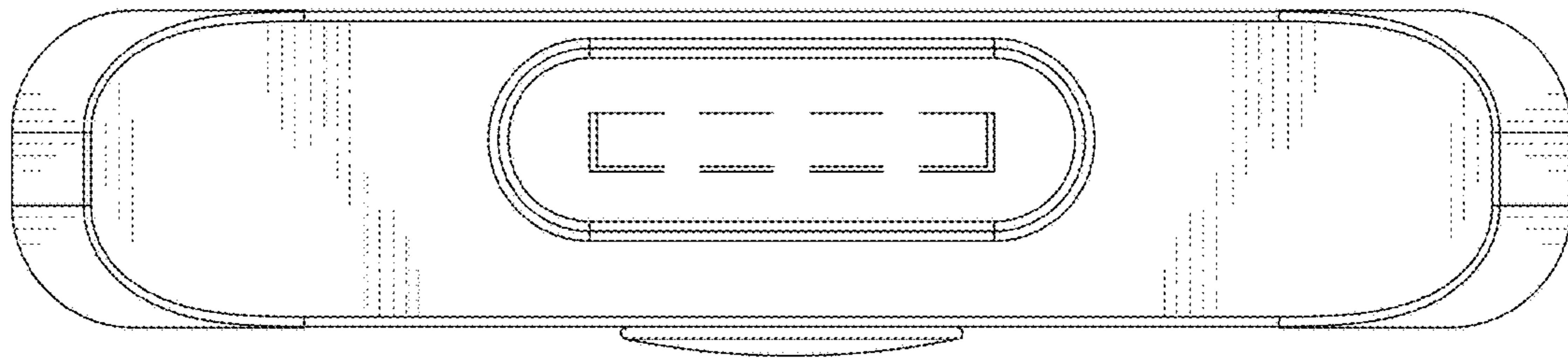


Fig. 5

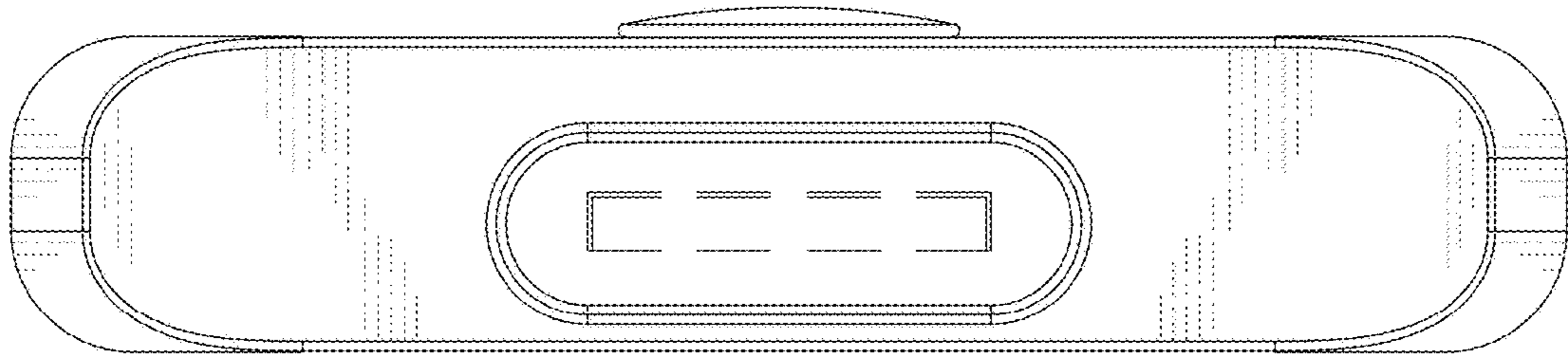


Fig. 6



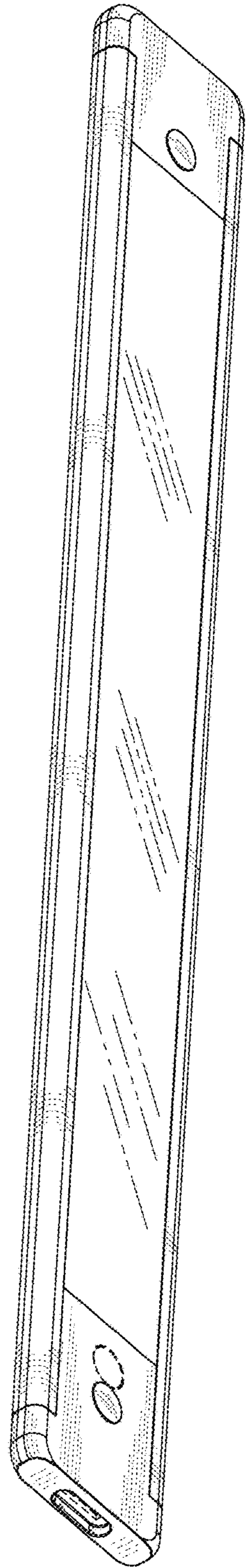


Fig. 7

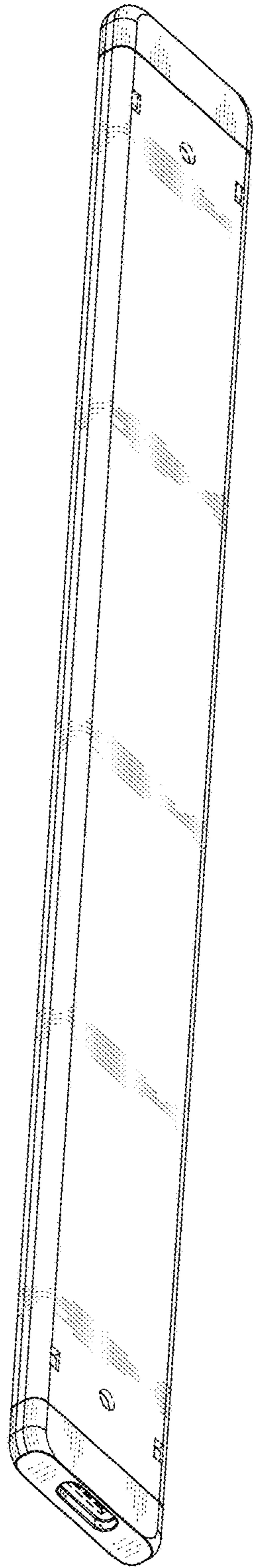


Fig. 8