



US00D820498S

(12) **United States Design Patent** (10) **Patent No.:** **US D820,498 S**
Agro (45) **Date of Patent:** **** Jun. 12, 2018**

(54) **LIGHTING ASSEMBLY**
 (71) Applicant: **Molex, LLC**, Lisle, IL (US)
 (72) Inventor: **James V. Agro**, Lisle, IL (US)
 (73) Assignee: **Molex, LLC**, Lisle, IL (US)
 (**) Term: **15 Years**
 (21) Appl. No.: **29/589,411**
 (22) Filed: **Dec. 30, 2016**
 (51) **LOC (11) Cl.** **26-04**
 (52) **U.S. Cl.**
 USPC **D26/76**
 (58) **Field of Classification Search**
 USPC D26/74, 76, 78, 79, 80, 81, 82, 83, 85,
 D26/86, 88, 90, 113, 118, 119, 120, 121,
 D26/122, 138, 139, 140, 141, 142
 CPC F21S 2/00; F21S 4/00; F21S 4/003; F21S
 4/005; F21S 4/006; F21S 4/007; F21S
 4/008; F21S 6/00; F21S 8/00; F21S
 8/024; F21S 8/026; F21S 8/031; F21S
 8/033; F21S 8/035–8/037; F21S 8/04;
 F21S 8/043; F21S 8/063
 See application file for complete search history.

(56) **References Cited**
 U.S. PATENT DOCUMENTS
 D593,246 S * 5/2009 Fowler, Jr. D26/76
 D604,000 S * 11/2009 Fowler, Jr. D26/76
 D605,342 S * 12/2009 Chung D26/118
 D608,490 S * 1/2010 Chung D26/118
 D667,983 S * 9/2012 Pickard D26/74
 D673,711 S * 1/2013 Pickard D26/74


D678,597 S * 3/2013 Lehman D26/120
 D720,488 S * 12/2014 Toyohisa D26/74
 D721,198 S * 1/2015 Glasbrenner D26/76
 D734,534 S * 7/2015 Howe D26/122
 D735,401 S * 7/2015 Clements D26/120
 D762,909 S * 8/2016 Shi D26/76
 D786,471 S * 5/2017 Snell D26/74
 D804,710 S * 12/2017 Stanley D26/118

* cited by examiner
Primary Examiner — George D. Kirschbaum
Assistant Examiner — Natasha Vujcic
 (74) *Attorney, Agent, or Firm* — Banner & Witcoff, Ltd.

(57) **CLAIM**
 The ornamental design for lighting assembly, as shown and described.

DESCRIPTION
 FIG. 1 is a bottom perspective view of lighting assembly showing my new design;
 FIG. 2 is a bottom view thereof;
 FIG. 3 is an enlarged view of a central portion of the design defined by lines 3-3 of FIG. 2;
 FIG. 4 is a left side view thereof;
 FIG. 5 is a right side view thereof;
 FIG. 6 is a front view thereof;
 FIG. 7 is a rear view thereof; and,
 FIG. 8 is a top view thereof.
 The lighting assembly is symmetrical about its longitudinal center plane. The broken line showing of the remainder of the lighting assembly represents unclaimed subject matter and forms no part in the claimed design.

1 Claim, 7 Drawing Sheets



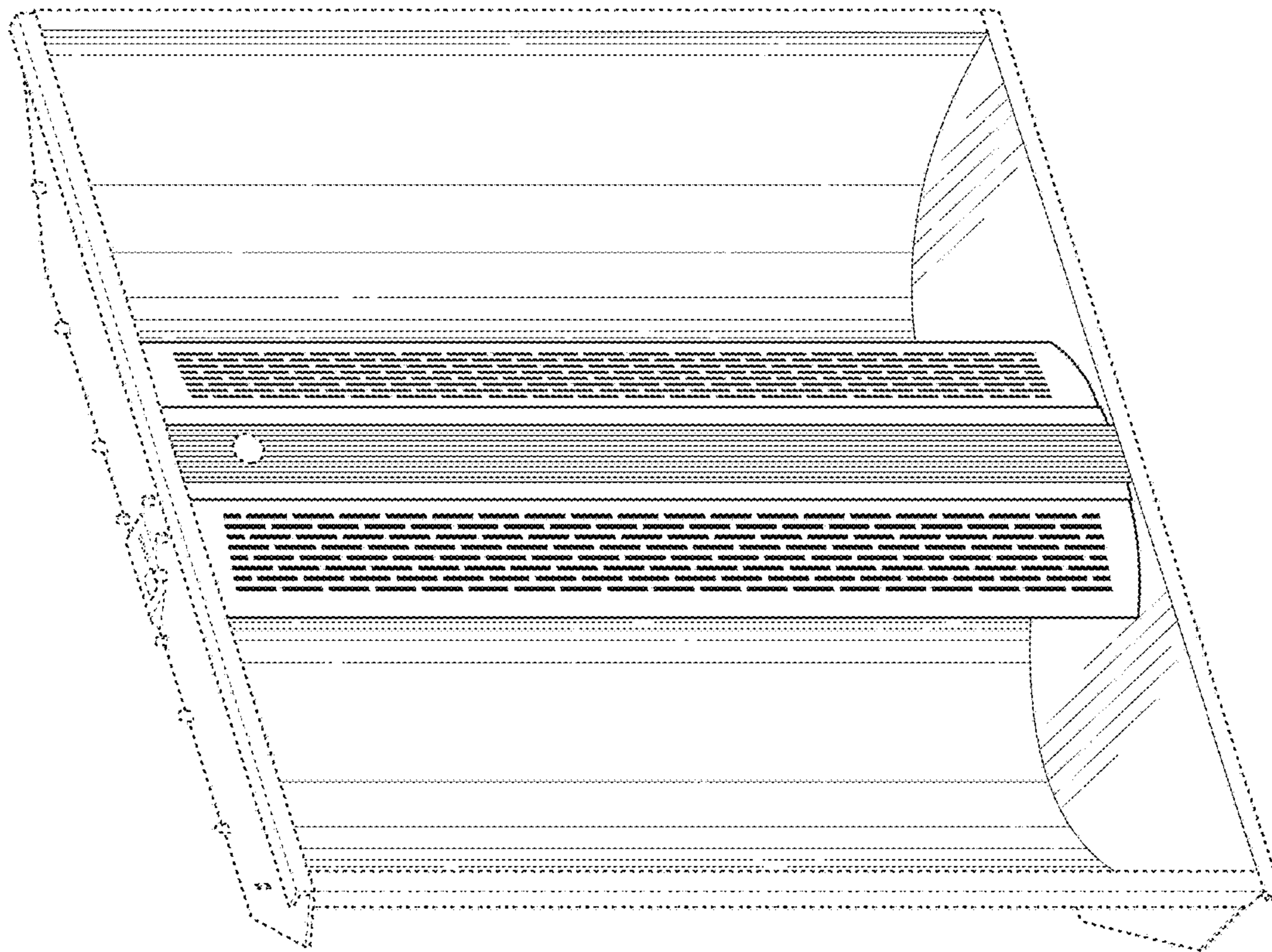


FIG. 1

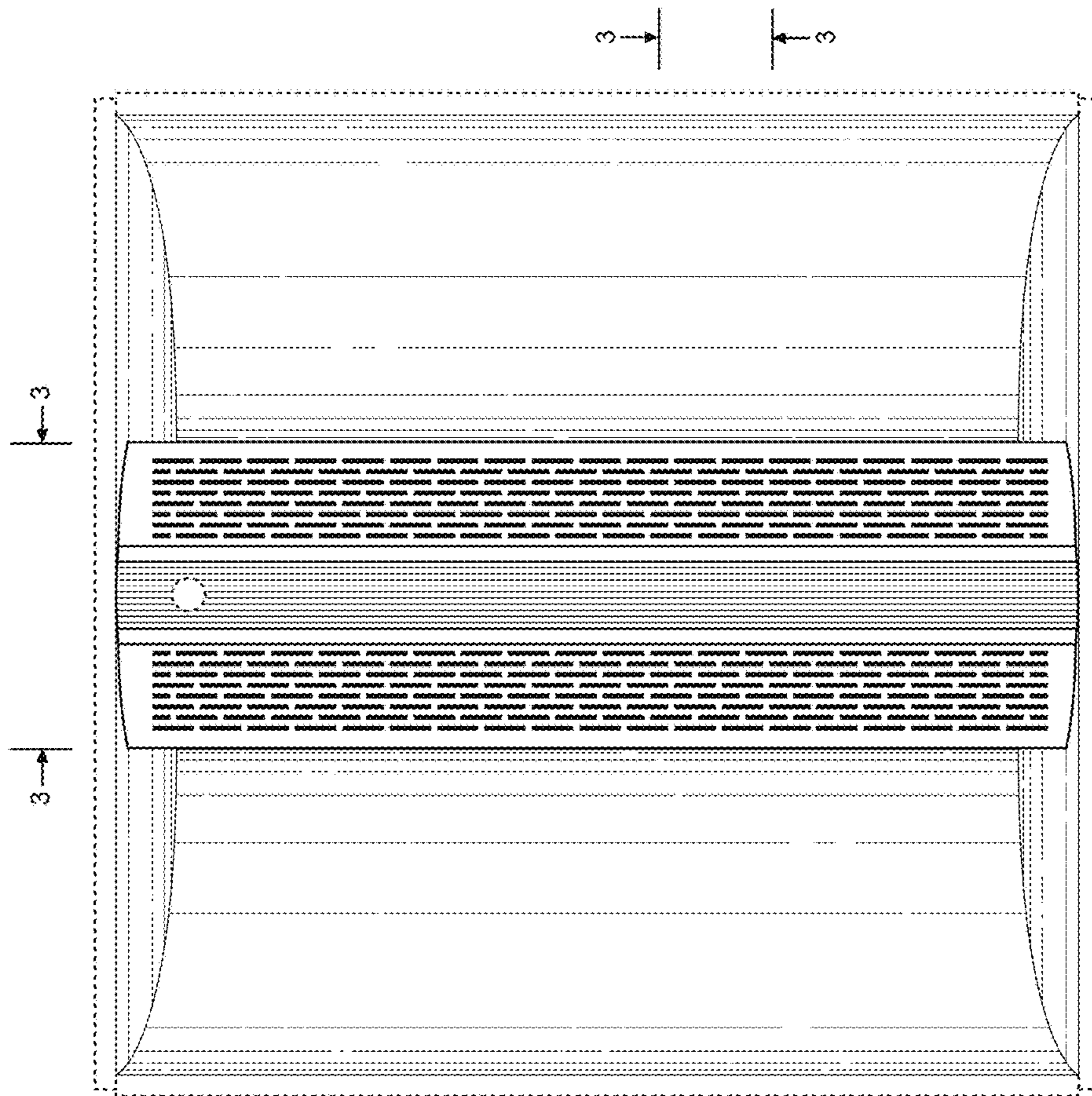


FIG. 2




FIG. 3




FIG. 4




FIG. 5

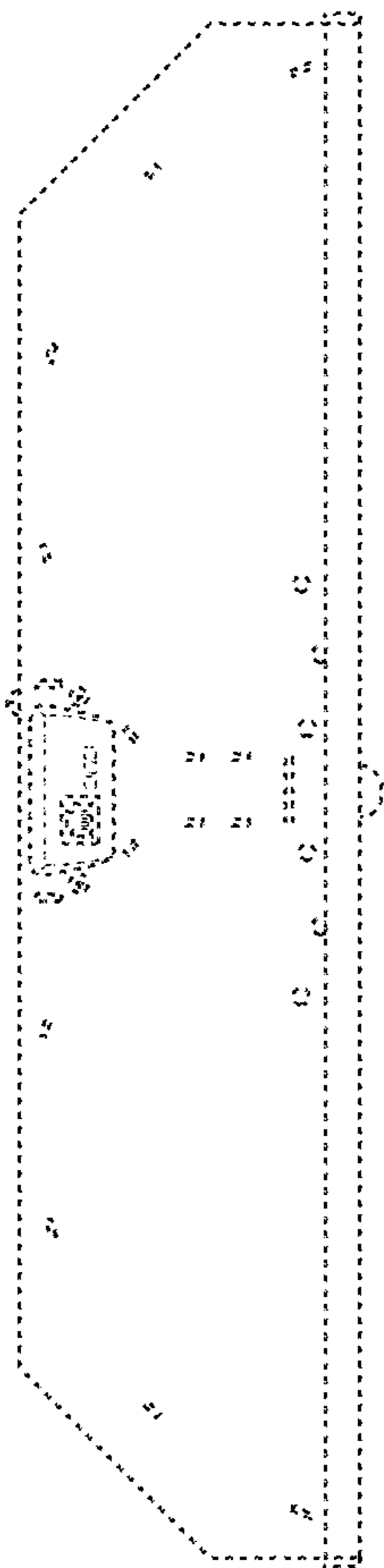


FIG. 6

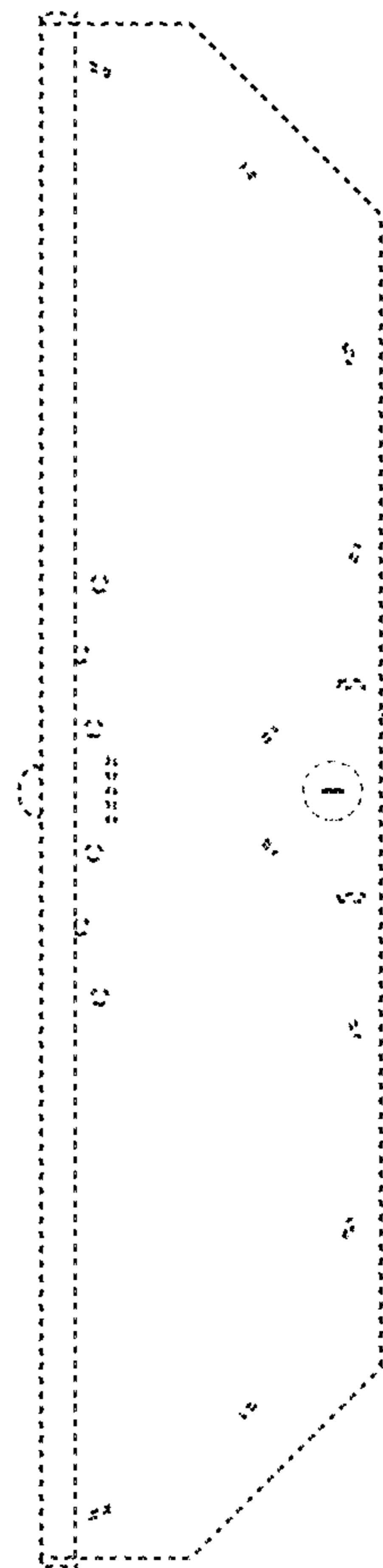


FIG. 7

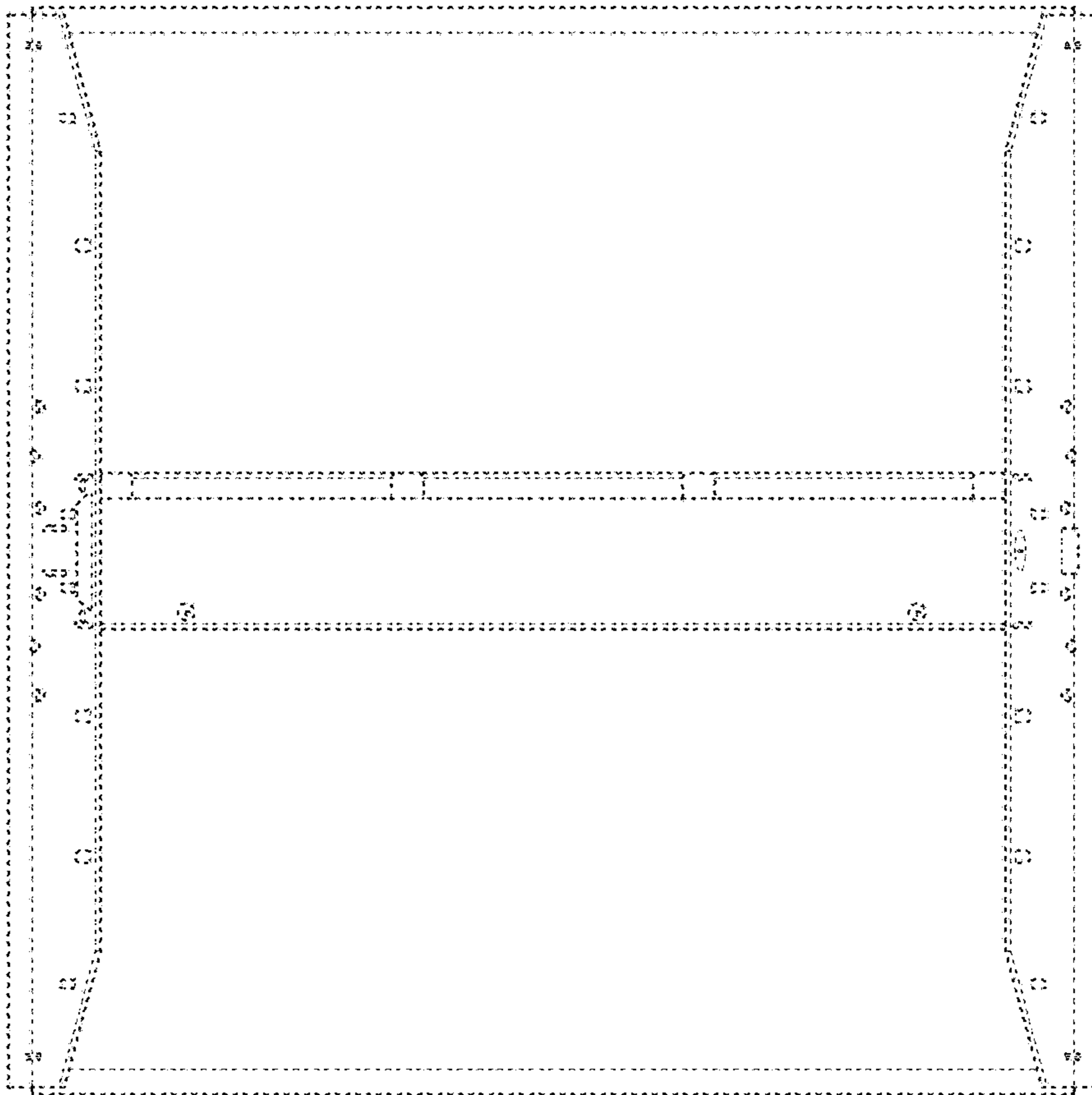


FIG. 8