



US00D820476S

(12) **United States Design Patent** (10) **Patent No.:** **US D820,476 S**  
**Ward et al.** (45) **Date of Patent:** **\*\* Jun. 12, 2018**

(54) **BULB**

(71) Applicant: **Tala Energy Limited**, London (GB)

(72) Inventors: **Joshua Ward**, London (GB); **Joseph Armitage**, London (GB); **James Rhodri Pleass**, London (GB)

(73) Assignee: **Tala Energy Limited**, London (GB)

(\*\*) Term: **15 Years**

(21) Appl. No.: **29/597,402**

(22) Filed: **Mar. 16, 2017**

(30) **Foreign Application Priority Data**

Feb. 2, 2017 (EM) ..... 003736420-0001

(51) **LOC (11) Cl.** ..... **26-04**

(52) **U.S. Cl.**  
USPC ..... **D26/2**

(58) **Field of Classification Search**  
USPC ..... D26/1-4; 313/313, 315, 316, 317, 318, 313/493; 315/52, 53, 56, 57, 58  
CPC ..... H01R 5/00; H01R 13/46; H01R 13/514; H01R 31/048; H01R 31/02; H01J 5/00; H01J 5/16; H01J 1/02; H01J 15/00; H01J 5/48; H01J 5/50; H01J 19/54; F21V 5/00  
See application file for complete search history.

(56) **References Cited**

**U.S. PATENT DOCUMENTS**

D340,295 S	*	10/1993	Beauchamp	.....	D10/116.1
D410,554 S	*	6/1999	Guyton	.....	D26/2
D422,099 S	*	3/2000	Kracke	.....	D26/2
D494,688 S	*	8/2004	Van de Ven	.....	D26/2
D506,840 S	*	6/2005	Van de Ven	.....	D26/2
D528,674 S	*	9/2006	Gonzalez	.....	D26/2
D531,741 S	*	11/2006	Takahashi	.....	D26/2

**OTHER PUBLICATIONS**

Design U.S. Appl. No. 29/597,397, filed Mar. 16, 2017; Inventors: Joshua Ward et al.

Design U.S. Appl. No. 29/597,403, filed Mar. 16, 2017; Inventors: Joshua Ward et al.

Design U.S. Appl. No. 29/597,398, filed Mar. 16, 2017; Inventors: Joshua Ward et al.

Design U.S. Appl. No. 29/562,389, filed Apr. 25, 2016; Inventors: Joshua Ward et al.

Design U.S. Appl. No. 29/564,627, filed May 13, 2016; Inventors: Joshua Ward et al.

Design U.S. Appl. No. 29/567,162, filed Jun. 6, 2016; Inventors: Joshua Ward et al.

Design U.S. Appl. No. 29/567,165, filed Jun. 6, 2016; Inventors: Joshua Ward et al.

(Continued)

*Primary Examiner* — Marcus Jackson

(74) *Attorney, Agent, or Firm* — Fross Zelnick Lehrman & Zissu, P.C.; Lawrence E. Apolzon, Esq.

(57) **CLAIM**

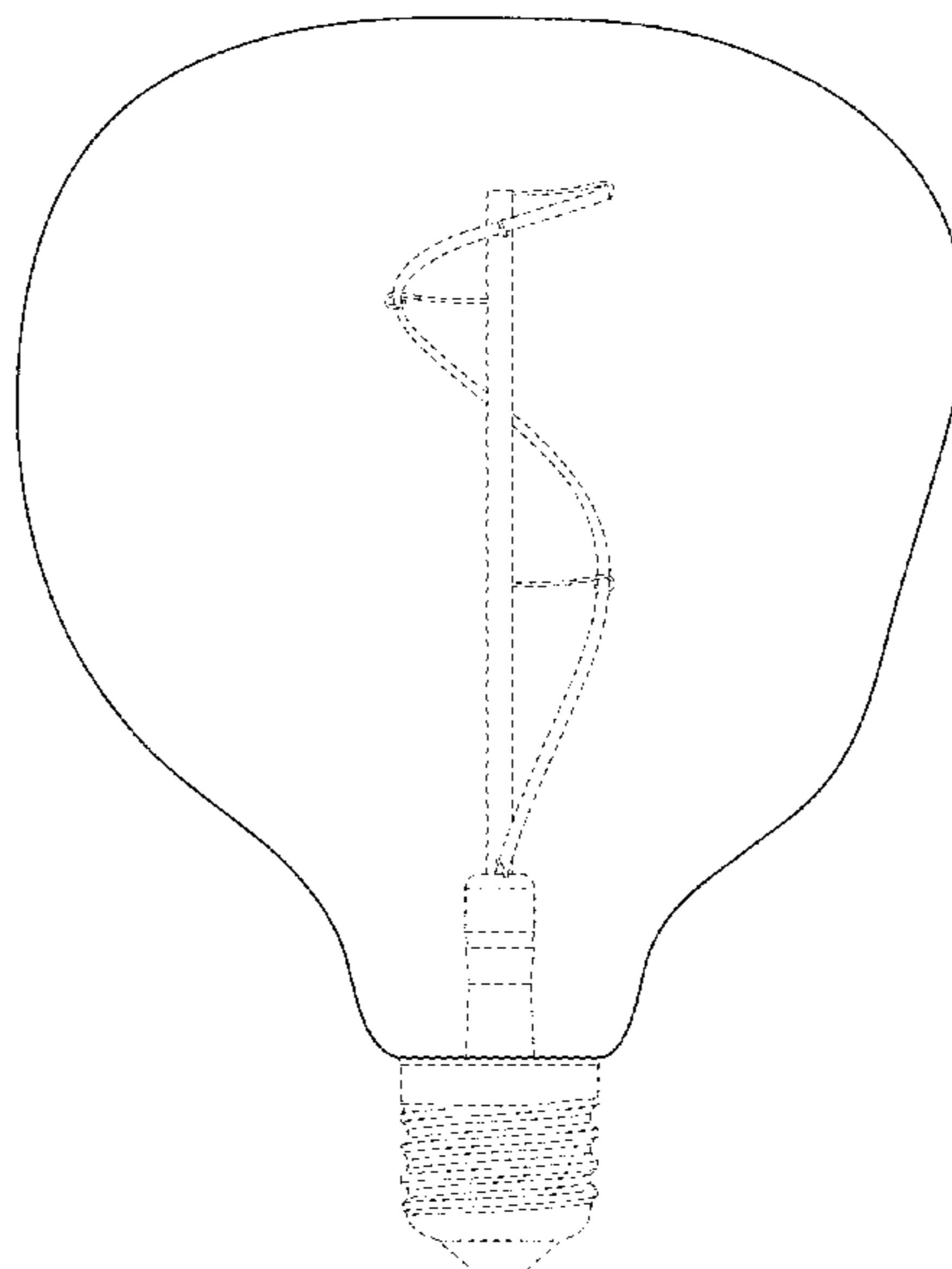
The ornamental design for a bulb, as shown and described.

**DESCRIPTION**

FIG. 1 is a front view of a bulb showing our new design, with the back view being a mirror image thereof; FIG. 2 is a side view of the bulb shown in FIG. 1, with the other side view being a mirror image thereof; FIG. 3 is a top view of the bulb shown in FIG. 1; FIG. 4 is a bottom view of the bulb shown in FIG. 1; and, FIG. 5 is a bottom perspective view of the bulb shown in FIG. 1.

The broken lines depicting the filament, base, and stem show unclaimed subject matter for the design.

**1 Claim, 5 Drawing Sheets**



(56)

**References Cited**

OTHER PUBLICATIONS

Design U.S. Appl. No. 29/575,508, filed Aug. 25, 2016; Inventors:

Joshua Ward et al.

Design U.S. Appl. No. 29/570,251, filed Jul. 6, 2016; Inventors:

Joshua Ward et al.

Design U.S. Appl. No. 29/570,532, filed Jul. 8, 2016; Inventors:

Joshua Ward et al.

\* cited by examiner

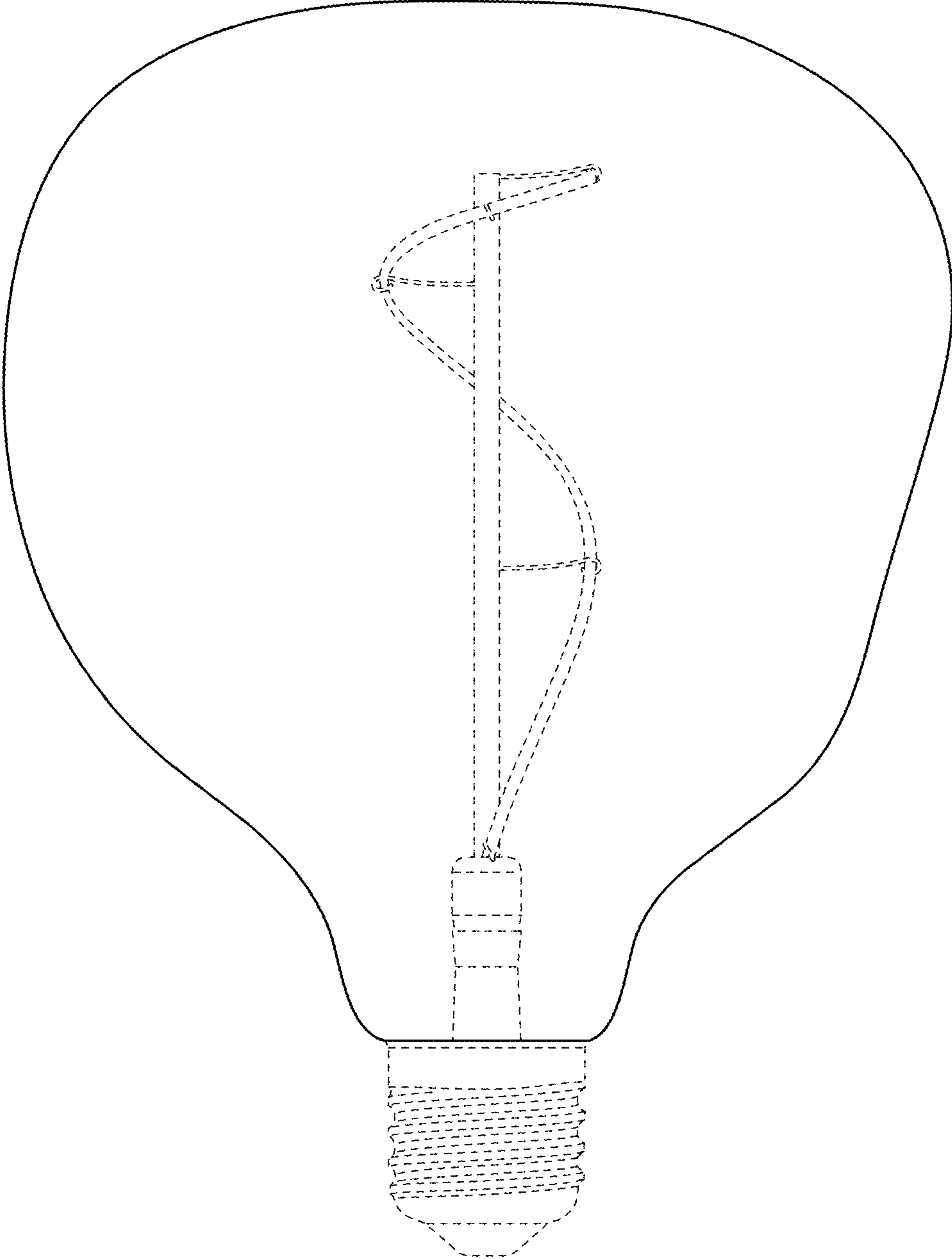


FIG. 1

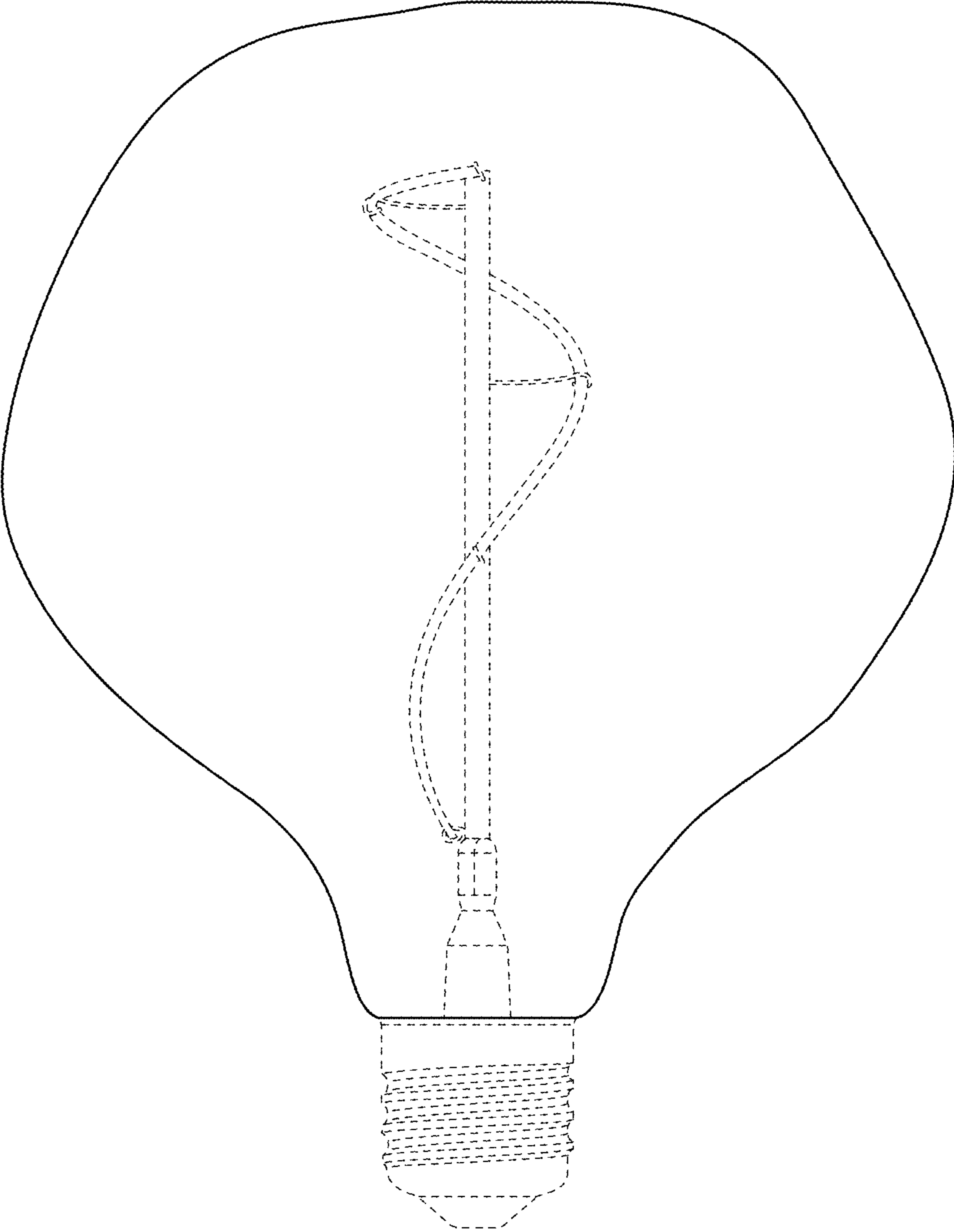


FIG. 2

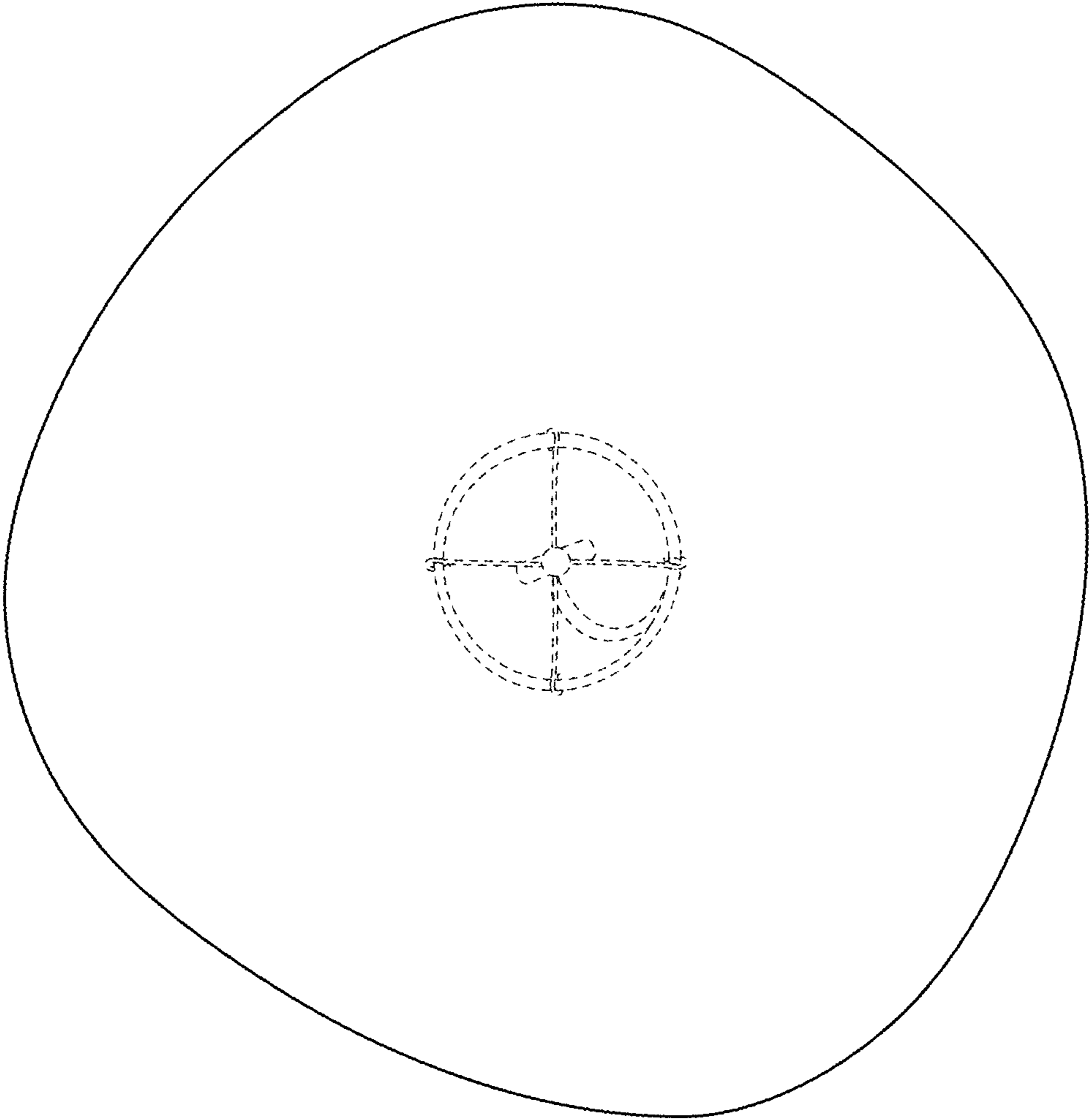


FIG. 3

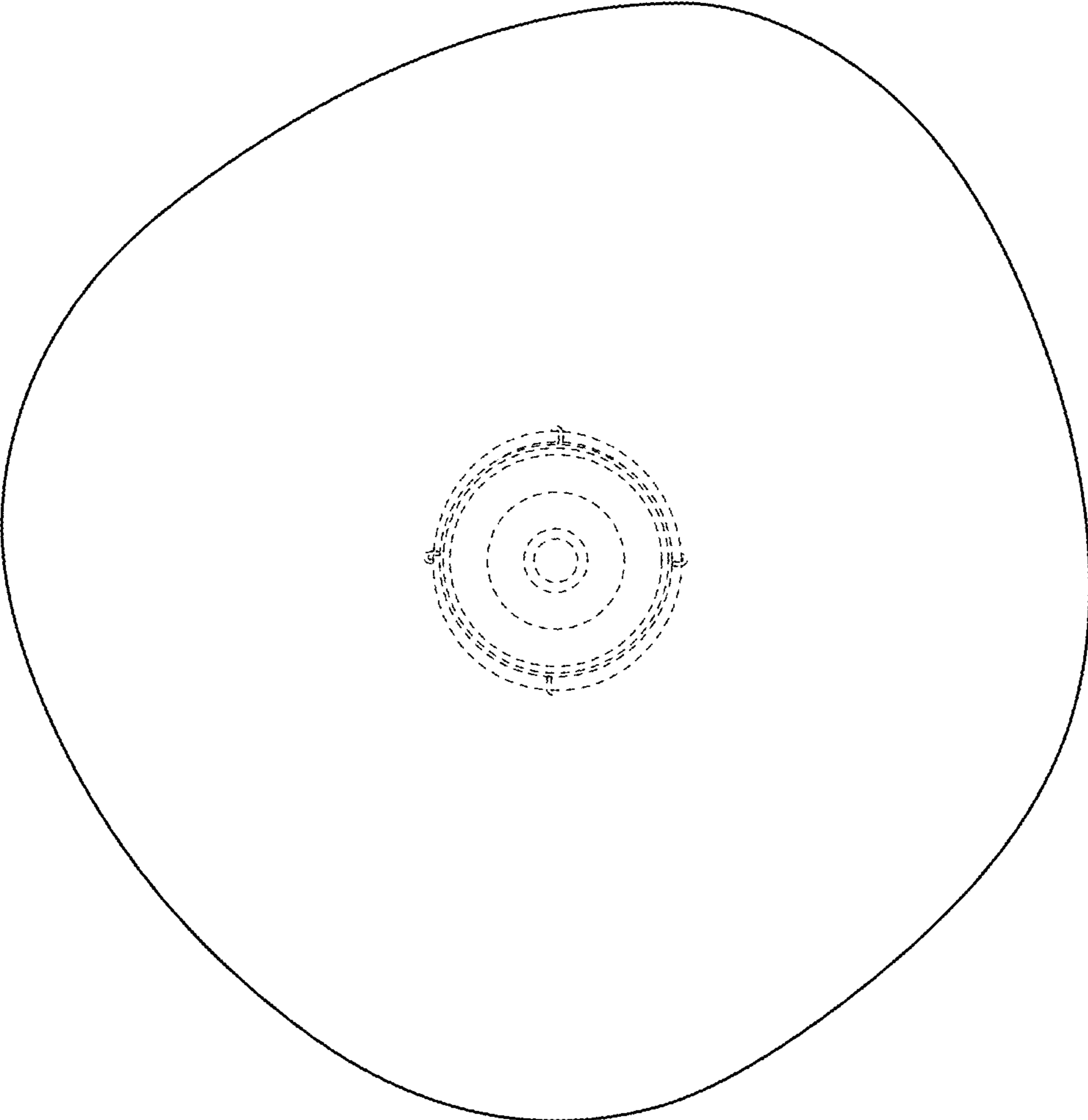


FIG. 4

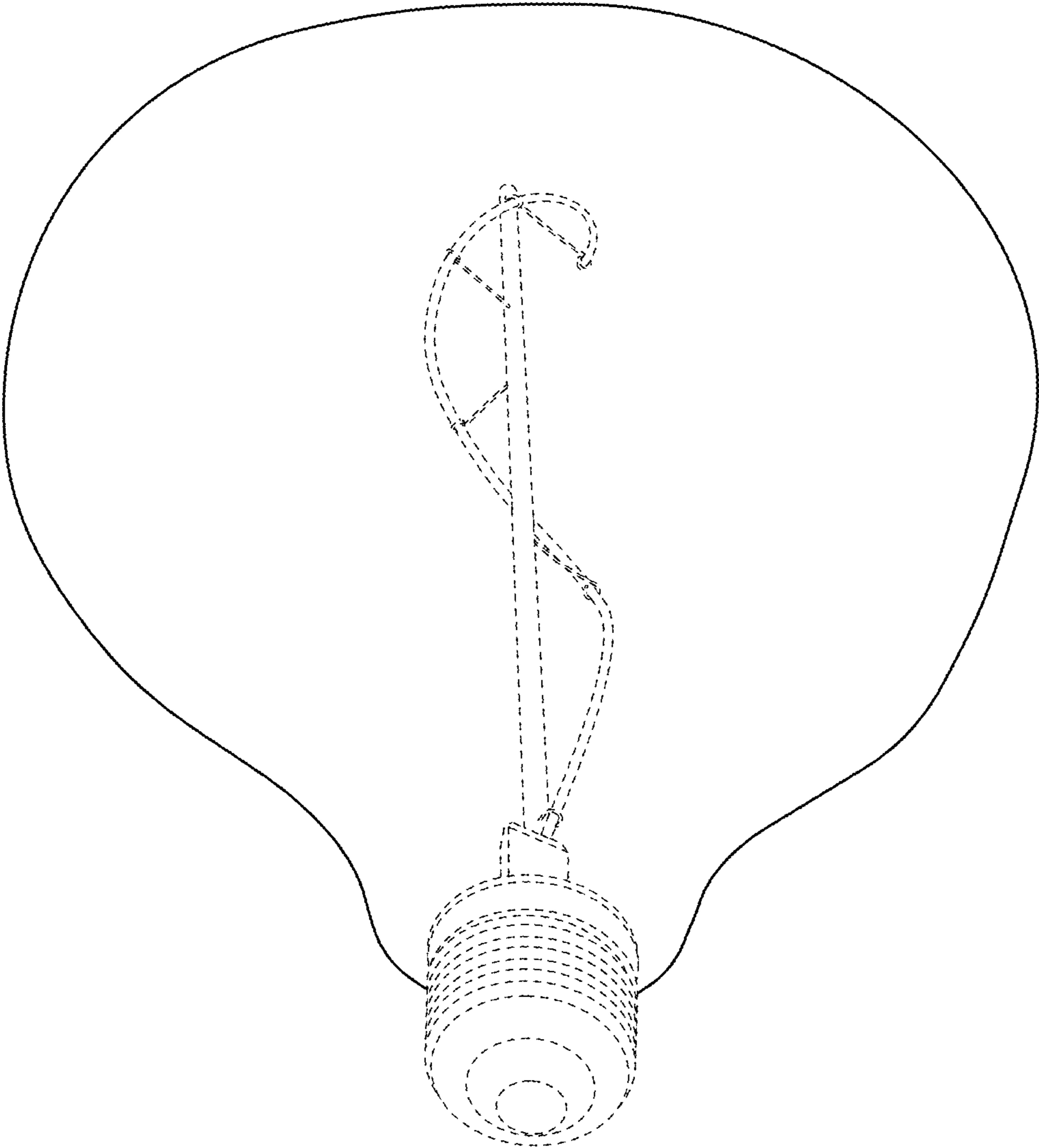


FIG. 5