

US00D820475S

(12) **United States Design Patent** (10) **Patent No.:** **US D820,475 S**
Ward et al. (45) **Date of Patent:** **** Jun. 12, 2018**

(54) **BULB FILAMENT**

(71) Applicant: **Tala Energy Limited**, London (GB)

(72) Inventors: **Joshua Ward**, London (GB); **Joseph Armitage**, London (GB); **James Rhodri Pleass**, London (GB)

(73) Assignee: **Tala Energy Limited**, London (GB)

(**) Term: **15 Years**

(21) Appl. No.: **29/597,397**

(22) Filed: **Mar. 16, 2017**

(30) **Foreign Application Priority Data**

Sep. 23, 2016 (EM) 003391507-0001

(51) **LOC (11) Cl.** **26-04**

(52) **U.S. Cl.**
USPC **D26/2**

(58) **Field of Classification Search**

USPC D26/1-4; 313/313, 315, 316, 317, 318,
313/493; 315/52, 53, 56, 57, 58

CPC H01R 5/00; H01R 13/46; H01R 13/514;
H01R 31/048; H01R 31/02; H01J 5/00;
H01J 5/16; H01J 1/02; H01J 15/00; H01J
5/48; H01J 5/50; H01J 19/54; F21V 5/00

See application file for complete search history.

(56) **References Cited**

U.S. PATENT DOCUMENTS

D443,703 S *	6/2001	Sood	D26/2
D506,840 S *	6/2005	Van de Ven	D26/2
D528,674 S *	9/2006	Gonzalez	D26/2
D538,953 S *	3/2007	Mama	D26/2
D540,961 S *	4/2007	Hrubowchak	D26/2

OTHER PUBLICATIONS

Design U.S. Appl. No. 29/597,402, filed Mar. 16, 2017; Inventors: Joshua Ward et al.

Design U.S. Appl. No. 29/597,403, filed Mar. 16, 2017; Inventors: Joshua Ward et al.

Design U.S. Appl. No. 29/597,398, filed Mar. 16, 2017; Inventors: Joshua Ward et al.

Design U.S. Appl. No. 29/562,389, filed Apr. 25, 2016; Inventors: Joshua Ward et al.

Design U.S. Appl. No. 29/564,627, filed May 13, 2016; Inventors: Joshua Ward et al.

Design U.S. Appl. No. 29/567,162, filed Jun. 6, 2016; Inventors: Joshua Ward et al.

Design U.S. Appl. No. 29/567,165, filed Jun. 6, 2016; Inventors: Joshua Ward et al.

Design U.S. Appl. No. 29/575,508, filed Aug. 25, 2016; Inventors: Joshua Ward et al.

(Continued)

Primary Examiner — Marcus Jackson

(74) *Attorney, Agent, or Firm* — Fross Zelnick Lehrman & Zissu, P.C.; Lawrence E. Apolzon, Esq.

(57) **CLAIM**

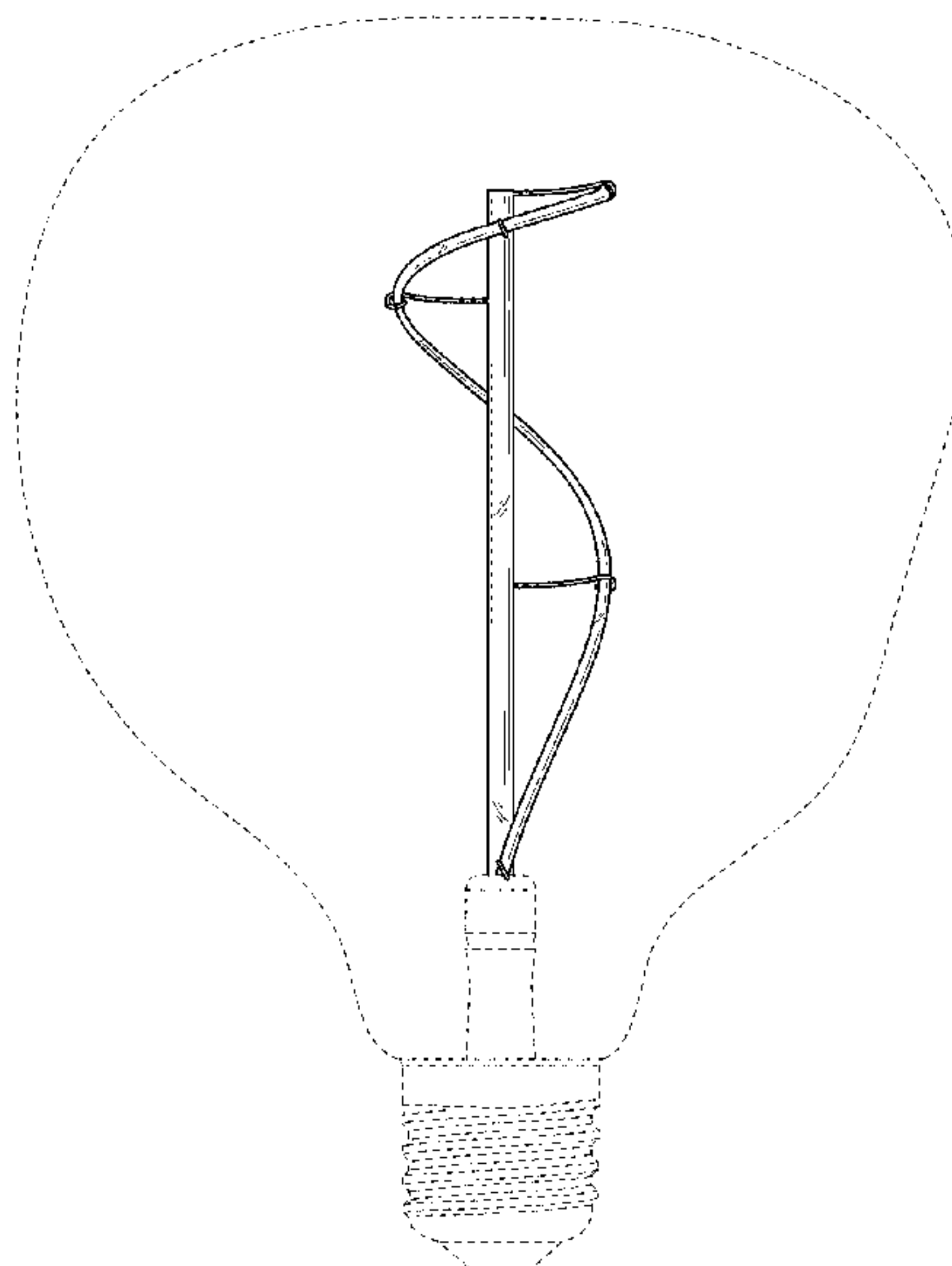
The ornamental design for a bulb filament, as shown and described.

DESCRIPTION

FIG. 1 is a front view of a bulb filament showing our new design, with the back view being a mirror image thereof; FIG. 2 is a side view of the bulb filament shown in FIG. 1, with the other side view being a mirror image; FIG. 3 is a top view of the bulb filament shown FIG. 1; and, FIG. 4 is a bottom view of the bulb filament shown in FIG. 1.

The broken lines depicting the glass bulb, base, and portions of the stem show unclaimed subject matter for the design.

1 Claim, 4 Drawing Sheets



(56)

References Cited

OTHER PUBLICATIONS

Design U.S. Appl. No. 29/570,251, filed Jul. 6, 2016; Inventors:
Joshua Ward et al.

Design U.S. Appl. No. 29/570,532, filed Jul. 8, 2016; Inventors:
Joshua Ward et al.

* cited by examiner

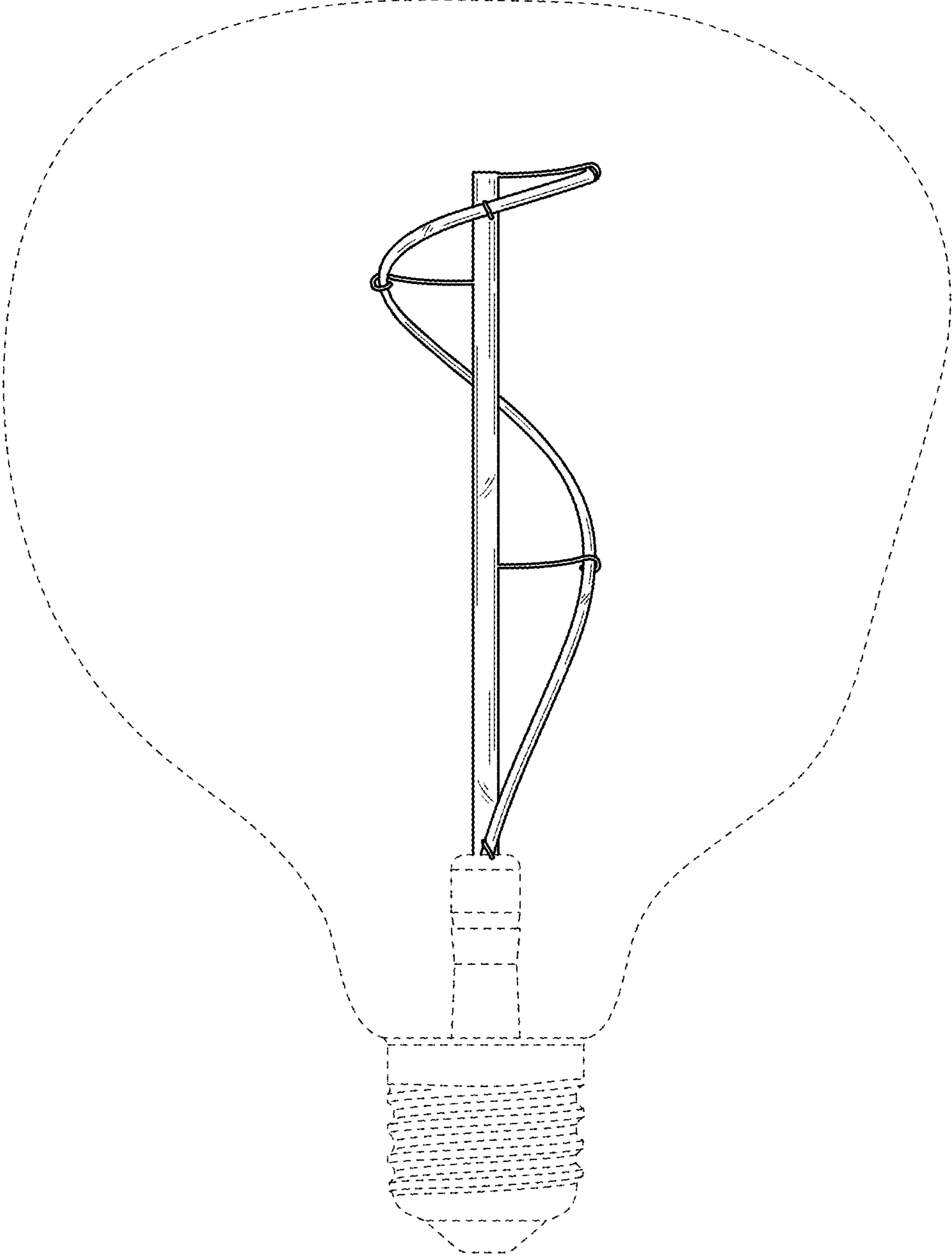


FIG. 1

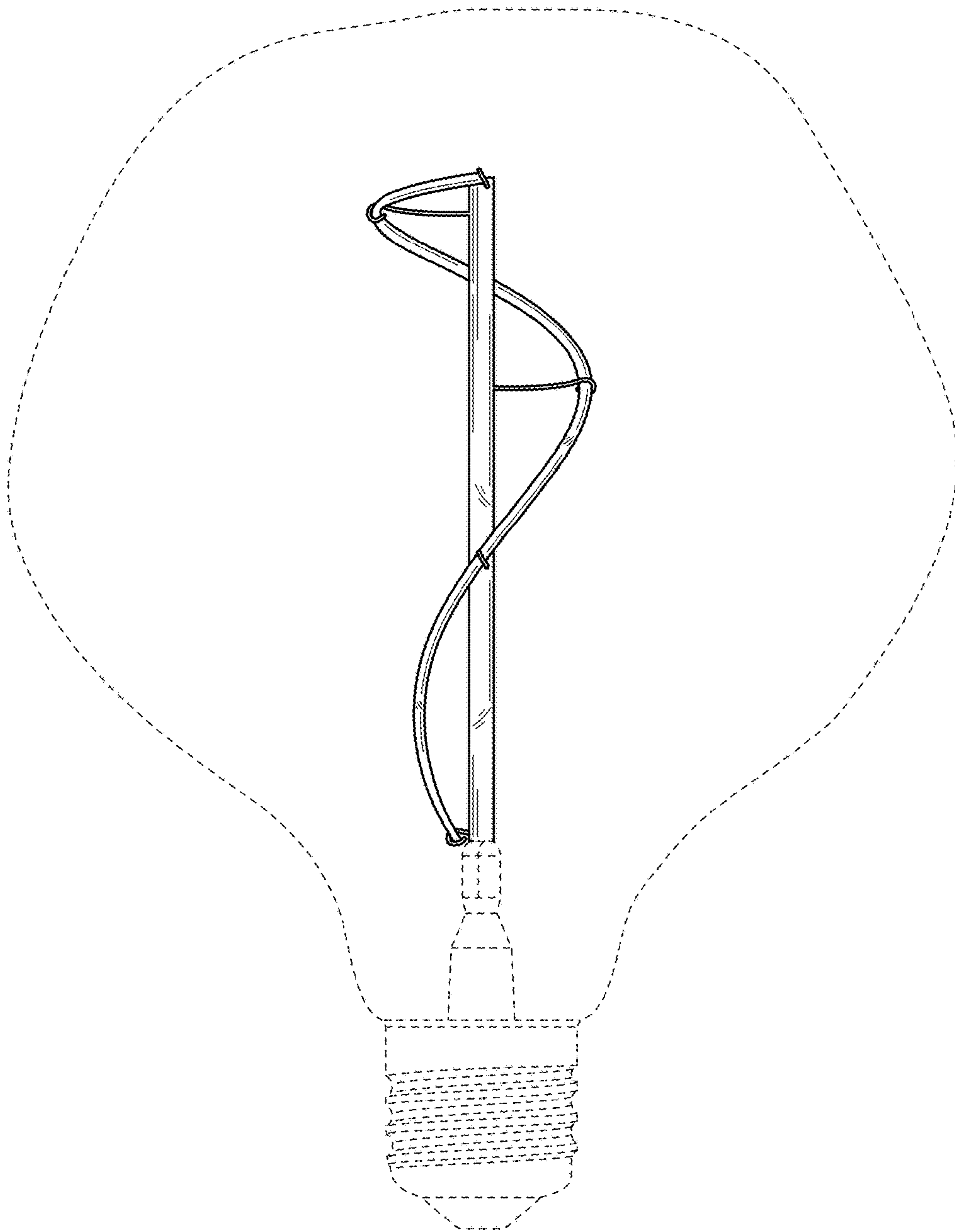


FIG. 2

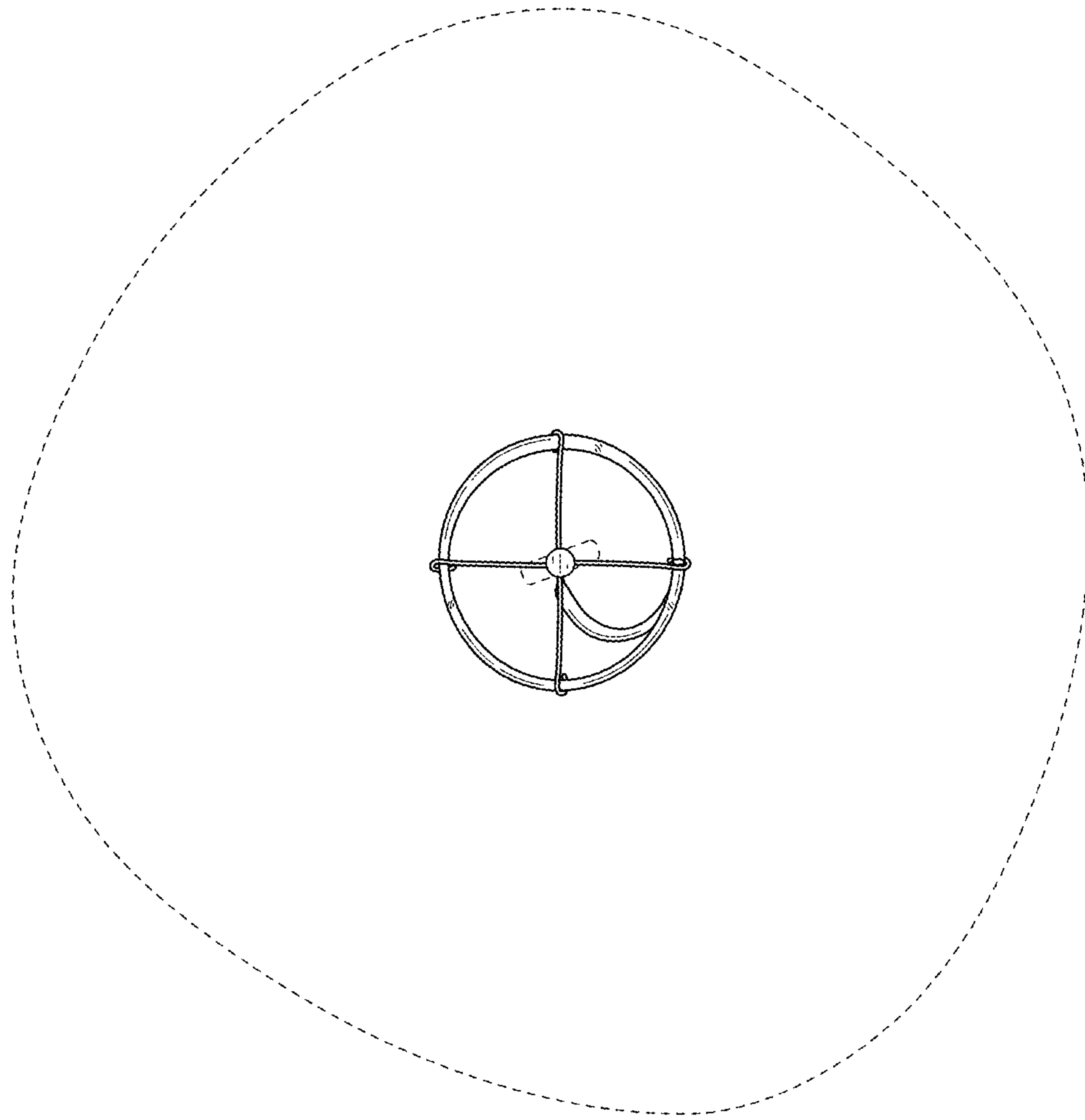


FIG. 3

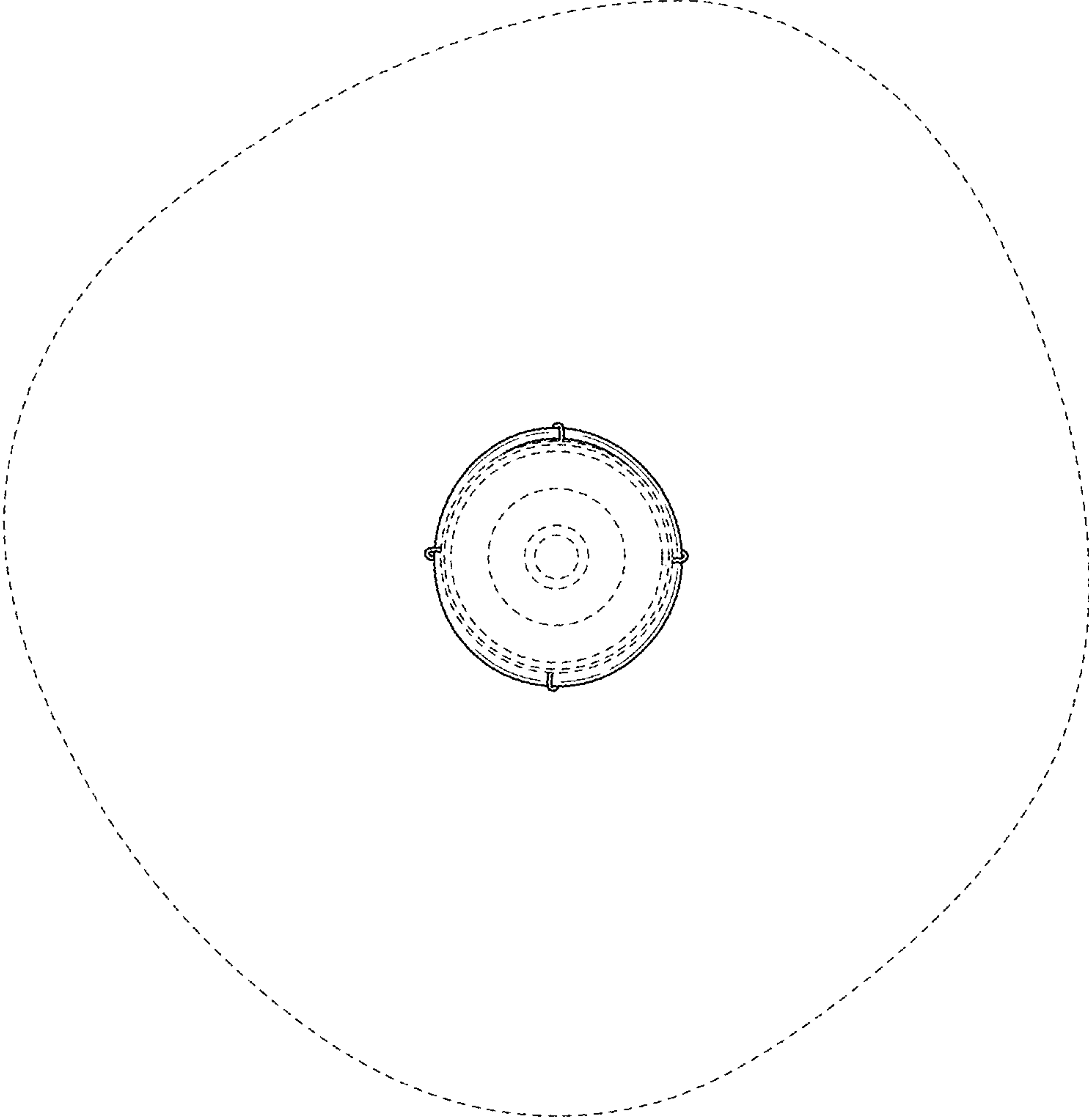


FIG. 4